

5

4

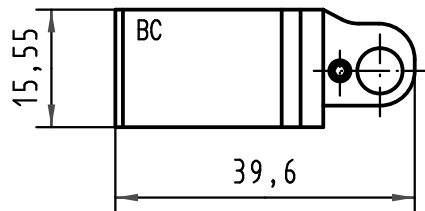
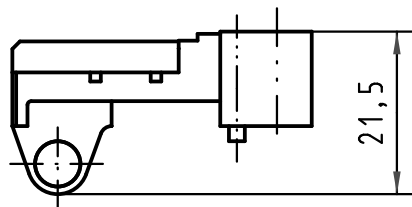
3

2

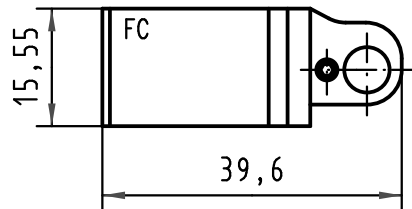
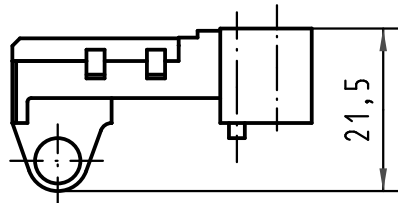
1

Positionierer im Set enthalten
Locator scope of delivery

BC 09 99 000 0630

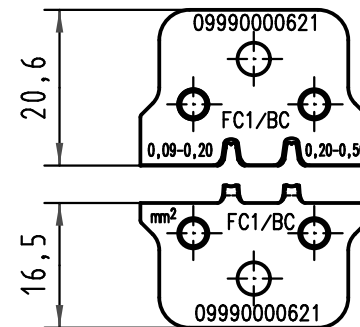


FC 09 99 000 0631



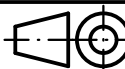
Anwendungsbereich: FC1/BC/har-bus64 Kontakte
Application range: FC1/BC/har-bus64 contacts
Leiterquerschnitt: Profil 1: 0,09-0,20 mm²
wire gauge : Profil 2: 0,20-0,50 mm²

Crimpeinsätze Crimp dies



für har-bus 64 Crimpkontakte: / for har-bus 64 crimp contacts:

02 05 000 2513	Feder / female	2	0,09-0,5	28-20	0,7-1,5
02 05 000 1513	Feder / female	1	0,09-0,5	28-20	0,7-1,5
für BC Crimpkontakte: / for BC crimp contacts:					
09 02 000 8484	Feder / female	2	0,09-0,5	28-20	0,7-1,5
09 02 000 8474	Feder / female	1	0,09-0,5	28-20	0,7-1,5
für FC1 Crimpkontakte: / for FC1 crimp contacts:					
09 06 000 9574	Messer / male	2	0,09-0,25	28-24	0,7-1,5
09 06 000 9554	Messer / male	1	0,09-0,25	28-24	0,7-1,5
09 06 000 8484	Feder / female	2	0,09-0,25	28-24	0,7-1,5
09 06 000 8474	Feder / female	1	0,09-0,25	28-24	0,7-1,5
09 06 000 6464	Feder / female	Sn	0,09-0,25	28-24	0,7-1,5
Kontakt Nr. contact no.	Messer / Feder male / female	AFS PL	Leiterquerschnitt wire gauge	AWG AWG	Isolationsø Insulationø



All Dimensions in mm
Original Size DIN A 4

Techn. Character.

Nicht tolerierte Maßel Free size tolerances

			Dat.		Name	Maßstab/Scale
			Detail.	16.10.02	Hage.	
			Insp.	16.10.02	Wae.	
35242	05.08.08	Wae	Stand.			1:1
35122	17.04.08	Wae				
31239						
Mod.	Dat.	Name	HARTING Electronics GmbH & Co. KG D-32339 ESPELKAMP			
Sub.						

Crimp-Set FC1/BC/har-bus 64
für Zange 09 99 000 0620.00
for tool 09 99 000 0620.00

TB 09 99 000 0621

Blatt/ page

Mouser Electronics

Authorized Distributor

Click to View Pricing, Inventory, Delivery & Lifecycle Information:

[HARTING:](#)

[09990000621](#)