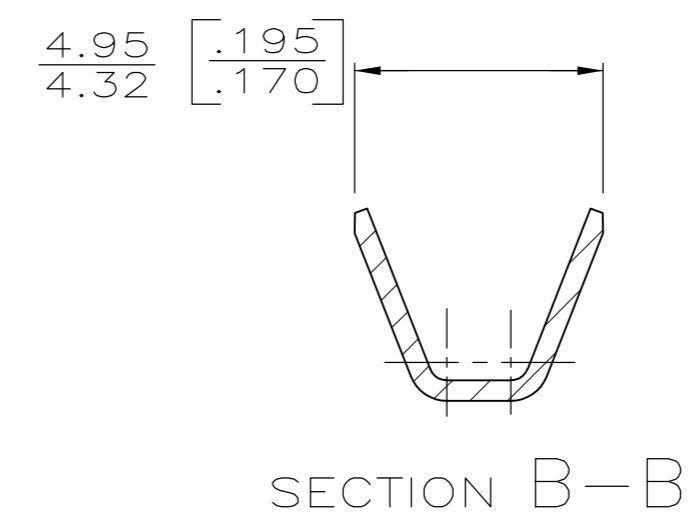
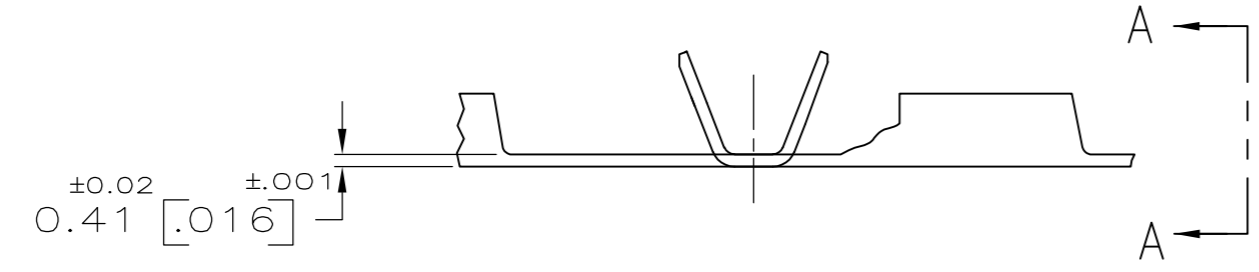
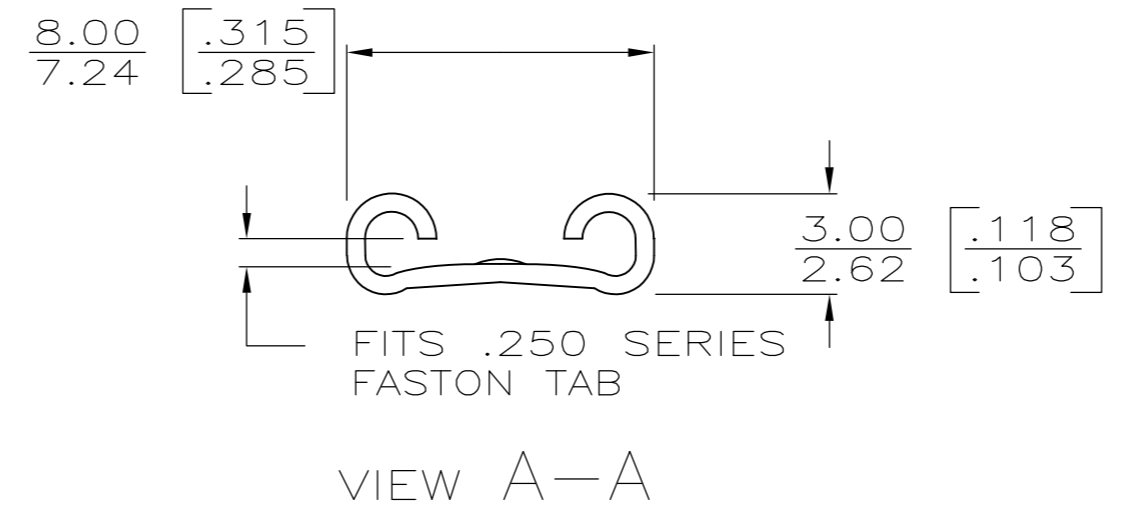
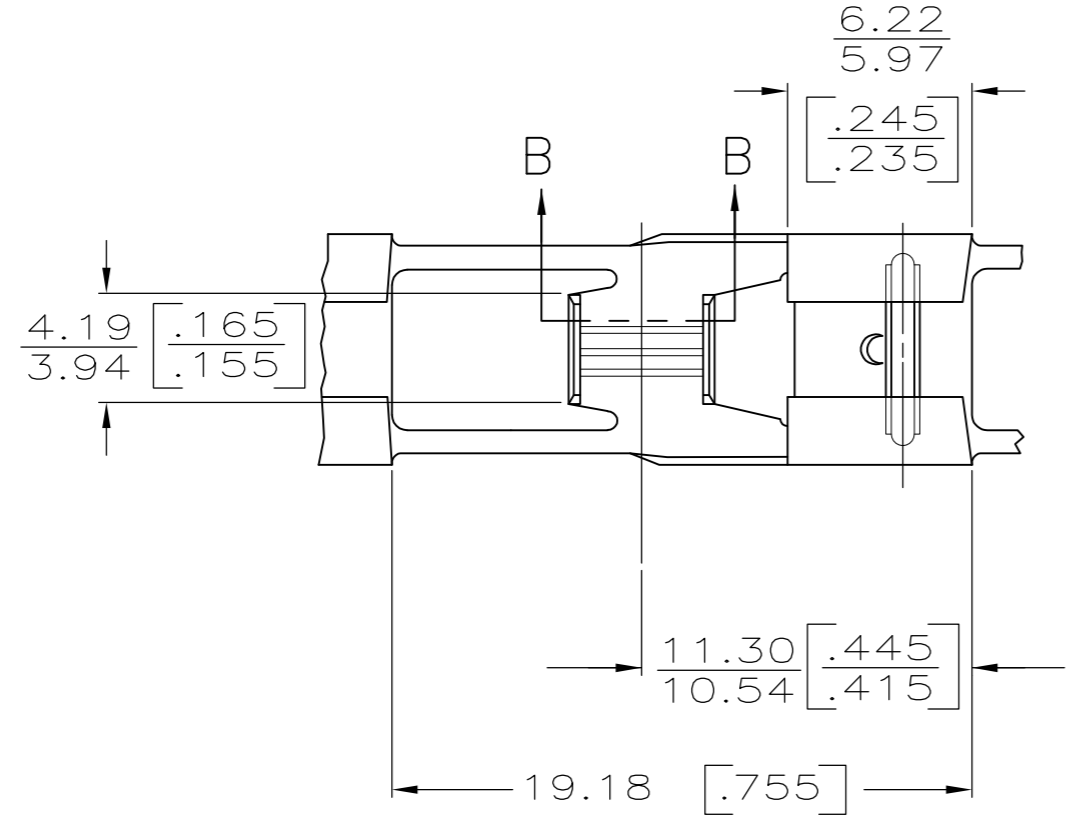


THIS DRAWING IS UNPUBLISHED. RELEASED FOR PUBLICATION
 © COPYRIGHT - By - ALL RIGHTS RESERVED.

LOC		DIST		REVISIONS			
P	LTR	DESCRIPTION		DATE	DWN	APVD	
AF	50	H		REVISED PER ECR-12-013518	24NOV12	KH PD	

- 1 DIMENSIONS IN BRACKETS ARE IN INCHES.
- 2 CONTINUOUS STRIP ON REELS.



PART NO.	WIRE		WIRE BARREL CRIMP				TENSILE STRENGTH POUNDS
	QTY	SIZE AWG	WIDTH	CRIMP HEIGHT	CRIMPER	ANVIL	
63315-1	1	14	.120	.071	F	FLAT	50
	1	16		.063			30
	1	18		.057			20

TIN	0.8-2.0 MM ² [18-14]	.081 ^{±0.025} [.032 ±.001]	63315-2
FINISH	0.8-2.0 MM ² [18-14]	.081 ^{±0.025} [.032 ±.001]	63315-1
FINISH	WIRE SIZE	TAB THK	PART NUMBER

THIS DRAWING IS A CONTROLLED DOCUMENT.

DIMENSIONS: mm [INCHES]	TOLERANCES UNLESS OTHERWISE SPECIFIED:	DWN JR RUTH 6/16/87	 TE Connectivity RECEPTACLE, FASTON, FLAG, .250 SERIES
	0 PLC ± -	CHK G YETTER 6/17/87	
	1 PLC ± -	APVD C MEYERS 6/17/87	
	2 PLC ± -	PRODUCT SPEC	
	3 PLC ± 0.25 [.010]	APPLICATION SPEC	
MATERIAL BRASS	FINISH SEE TABLE	WEIGHT -	RESTRICTED TO -
CUSTOMER DRAWING		SCALE NTS	SHEET 1 OF 1

SIZE A2 CAGE CODE 00779 DRAWING NO. C-63315

Mouser Electronics

Authorized Distributor

Click to View Pricing, Inventory, Delivery & Lifecycle Information:

[TE Connectivity:](#)

[63315-1](#)