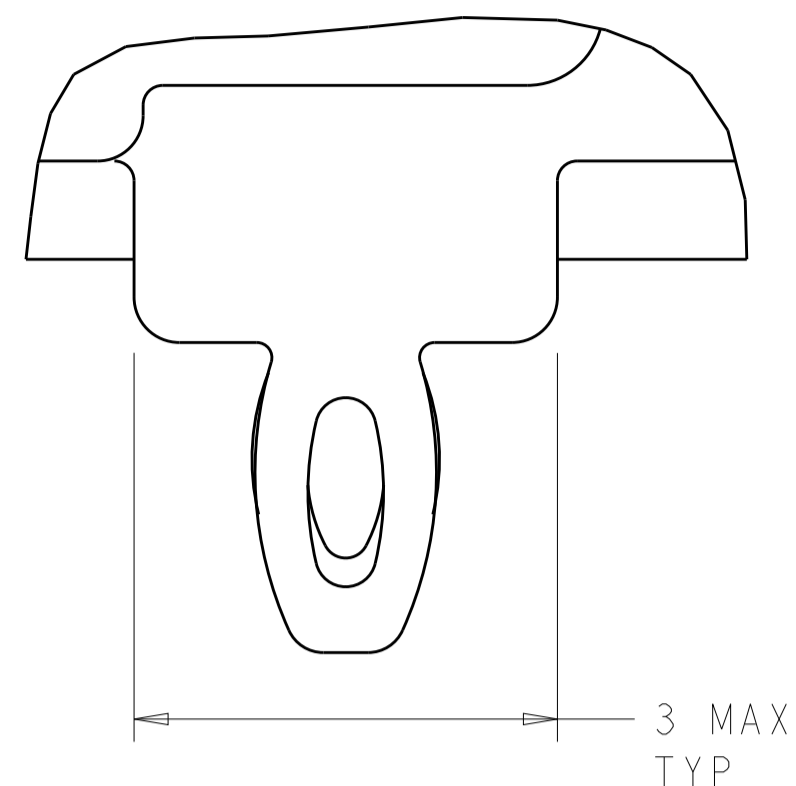


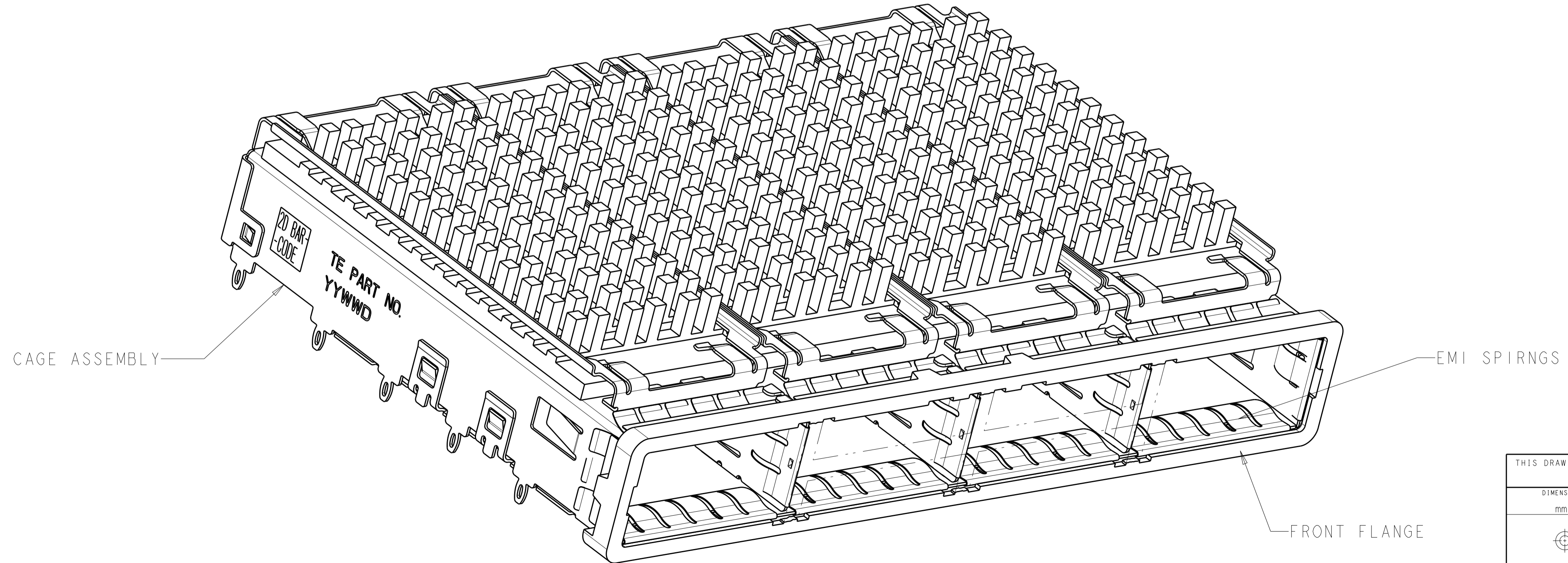
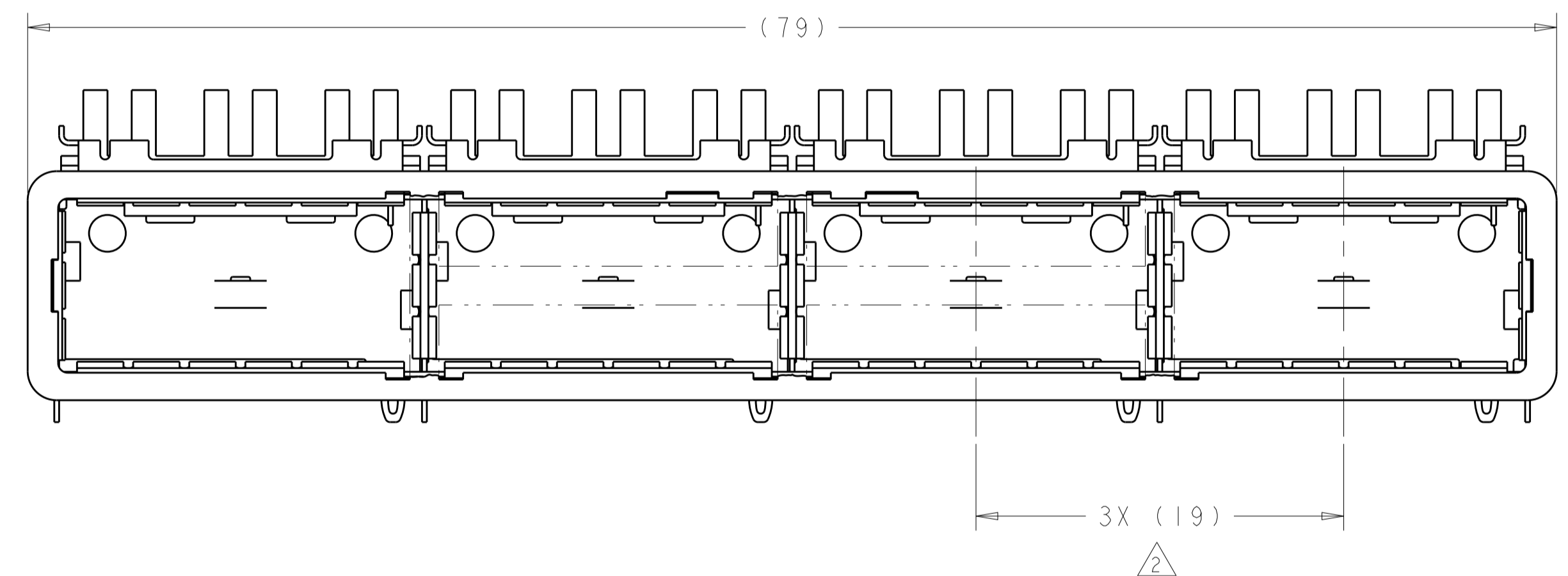
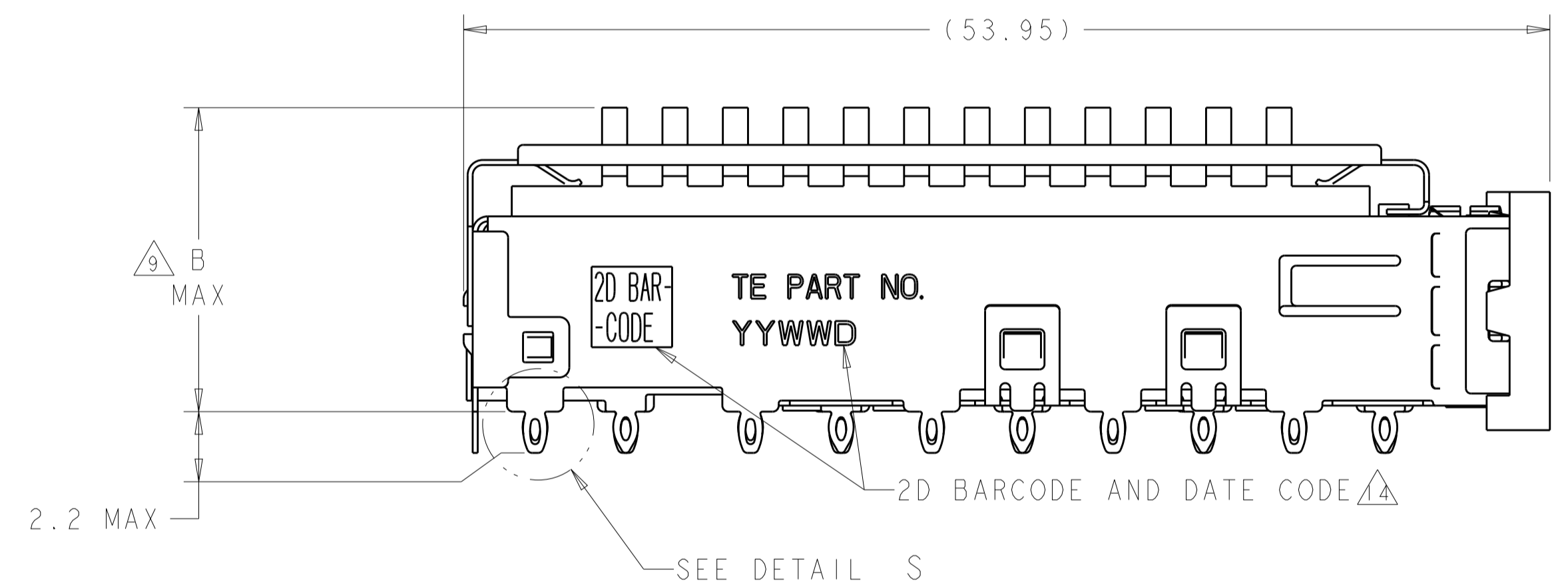
LOC	DIST	REVISIONS					
GP	00	P	LTN	DESCRIPTION	DATE	DWN	APVD
		C		REVISED PER ECO-10-018054	03NOV2010	CJV	EJB
		D		REVISED PER ECO-12-003841	14MAR2012	KS	AC
		E		REVISED PER ECO-12-005533	31MAR2012	JY	AC
		F		REVISED PER ECO-14-017735	30EC2014	RG	MC



DETAIL S  $\Delta 12$   
 SCALE 20:1

- $\Delta 1$  CAGE ASSEMBLY MATERIAL: NICKEL SILVER, 0.25 THICK  
 HEAT SINK MATERIAL: ALUMINUM  
 HEAT SINK CLIP MATERIAL: STAINLESS STEEL  
 EMI SPRING MATERIAL: COPPER ALLOY  
 FRONT FLANGE MATERIAL: ZINC ALLOY
- $\Delta 2$  PITCH BETWEEN PORTS OF ONE 1X4 CAGE ASSEMBLY.
- $\Delta 3$  SPACING BETWEEN CAGES ON THE SAME PC BOARD, TO BE SPECIFIED BY CUSTOMER, MUST COMPLY WITH MINIMUM DIMENSIONS SHOWN.
- $\Delta 4$  REFERENCE APPLICATION SPEC 114-13218 FOR RECOMMENDED DRILL HOLE DIAMETER AND PLATING THICKNESS.
- $\Delta 5$  DATUMS AND BASIC DIMENSIONS ESTABLISHED BY CUSTOMER.
- $\Delta 6$  DIMENSION C IS THE NOMINAL THICKNESS OF CUSTOMER SUPPLIED PC BOARD,  
 SINGLE SIDED PC BOARD MINIMUM THICKNESS = 1.45mm  
 DOUBLE SIDED PC BOARD MINIMUM THICKNESS = 2.2mm PER QSFP.
- $\Delta 7$  HEAT SINKS AND CLIPS SHIPPED ASSEMBLED TO CAGE ASSEMBLY. CAGE ASSEMBLY MAY BE PRESSED INTO THE PCB AS SHIPPED.
- $\Delta 8$  DATUM  $\square -A-$  IS TOP SURFACE OF PC BOARD.
- $\Delta 9$  DIMENSION APPLIES WITH MODULE INSERTED IN CAGE.
- $\Delta 10$  UNPLATED THRU HOLE.
- 11. MATES WITH QSFP MSA COMPATIBLE TRANSCEIVER.
- $\Delta 12$  SURFACE TRACES PERMITTED WITHIN THIS AREA EXCEPT WHERE CAGE STANDOFFS, SHOWN IN DETAIL S, CONTACT PC BOARD.
- $\Delta 13$  BASELINE FOR THESE DIMENSIONS IS THE CENTER OF COMPLIANT PIN HOLE.
- $\Delta 14$  2D BARCODE AND DATE CODE (YYWWD) MARKED ON SIDE OF CAGE ASSEMBLY.
- $\Delta 15$  REFERENCE APP SPEC 114-13218 FOR GASKET THICKNESS CALCULATION.

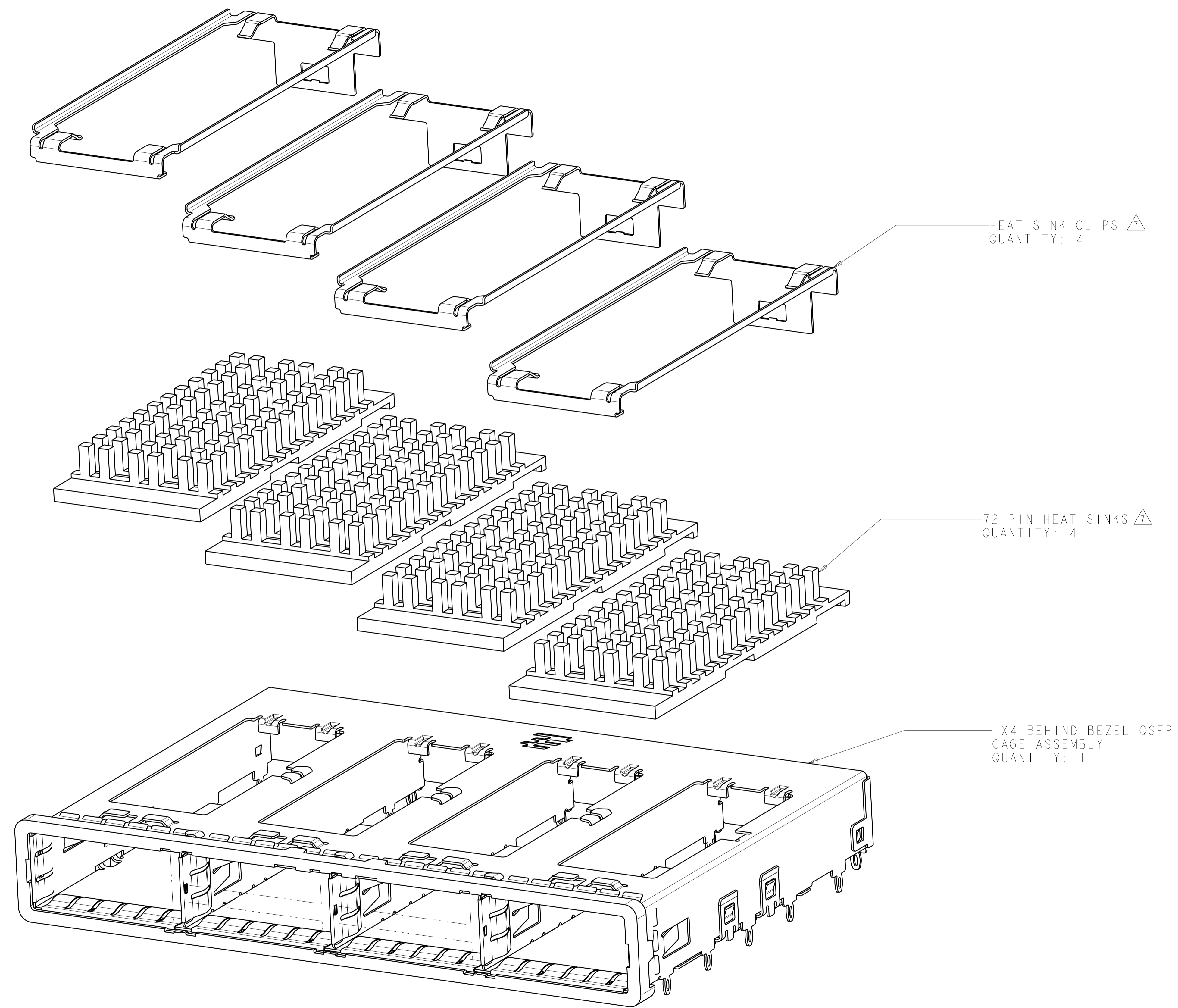
$\Delta 16$  EMI SPRING FINISH: 2 $\mu$ m MINIMUM TIN  
 FRONT FLANGE FINISH: 3 $\mu$ m MINIMUM TIN OVER 1.27 $\mu$ m MINIMUM NICKEL OVER 5.08 $\mu$ m MINIMUM COPPER.  
 HEAT SINK FINISH: NICKEL.



23.0	NETWORKING	2007625-3
16.0	SAN	2007625-2
13.7	PCI	2007625-1
B	HEAT SINK PROFILE	PART NUMBER

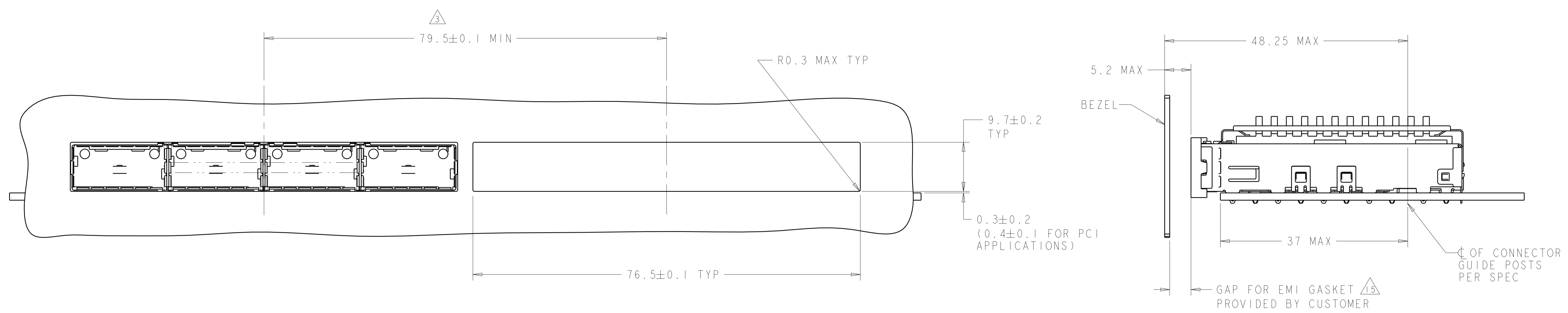
THIS DRAWING IS A CONTROLLED DOCUMENT.		OWN: C. VALENTINE 09JUN2008	TE Connectivity NAME: 1X4 CAGE ASSEMBLY, BEHIND BEZEL, W/ HEAT SINKS, QSFP SIZE: CAGE CODE DRAWING NO. RESTRICTED TO A100779C=2007625 SCALE: 4:1 SHEET 1 OF 5 REV F
DIMENSIONS: mm		CHK: E. BRIGHT 09JUN2008	
TOLERANCES UNLESS OTHERWISE SPECIFIED:		APVD: F. BRIGHT 09JUN2008	
0 PLC $\pm$ 1 PLC $\pm 0.1$ 2 PLC $\pm 0.1$ 3 PLC $\pm$ 4 PLC $\pm$ ANGLES $\pm$		PRODUCT SPEC: 108-2286 APPLICATION SPEC: 114-13218 WEIGHT: - FINISH: $\Delta 16$	
MATERIAL: $\Delta 1$		CUSTOMER DRAWING	

LOC	DIST	REVISIONS					
GP	00	P	LYR	DESCRIPTION	DATE	OWN	APVD
		-		SEE SHEET 1	-	-	-

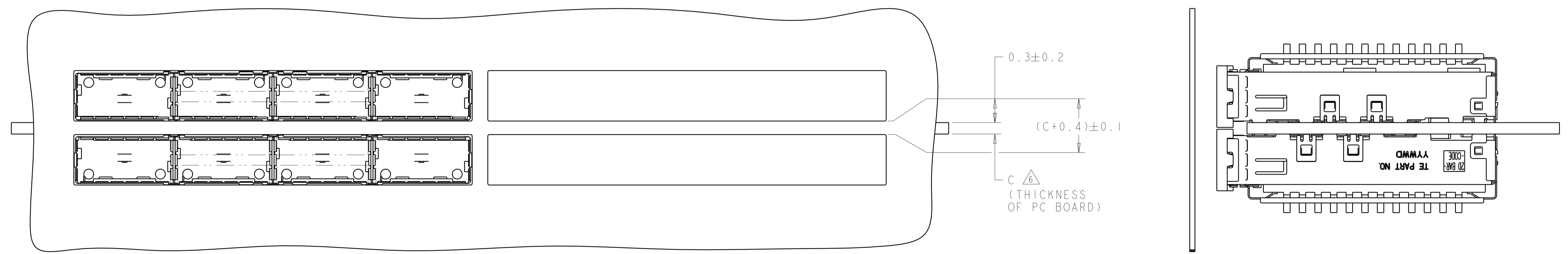


THIS DRAWING IS A CONTROLLED DOCUMENT.		OWN C. VALENTINE 09JUN2008	TE Connectivity
DIMENSIONS:		CHK E. BRIGHT 09JUN2008	
mm	TOLERANCES UNLESS OTHERWISE SPECIFIED:	APVD E. BRIGHT 09JUN2008	NAME 1X4 CAGE ASSEMBLY, BEHIND BEZEL, W/ HEAT SINKS, QSFP
0 PLC	±	PRODUCT SPEC	SIZE A100779C=2007625
1 PLC	±0.1	108-2286	RESTRICTED TO
2 PLC	±0.1	APPLICATION SPEC	
3 PLC	±	114-13218	SCALE 4:1
4 PLC	±	WEIGHT	SHEET 2 OF 5
ANGLES	±	CUSTOMER DRAWING	REV F
MATERIAL	FINISH		

LOC	DIST	REVISIONS					
GP	00	P	LTN	DESCRIPTION	DATE	DMN	APVD
-	-	-	-	SEE SHEET 1	-	-	-



ONE SIDED CONFIGURATION  
 SCALE 5:2

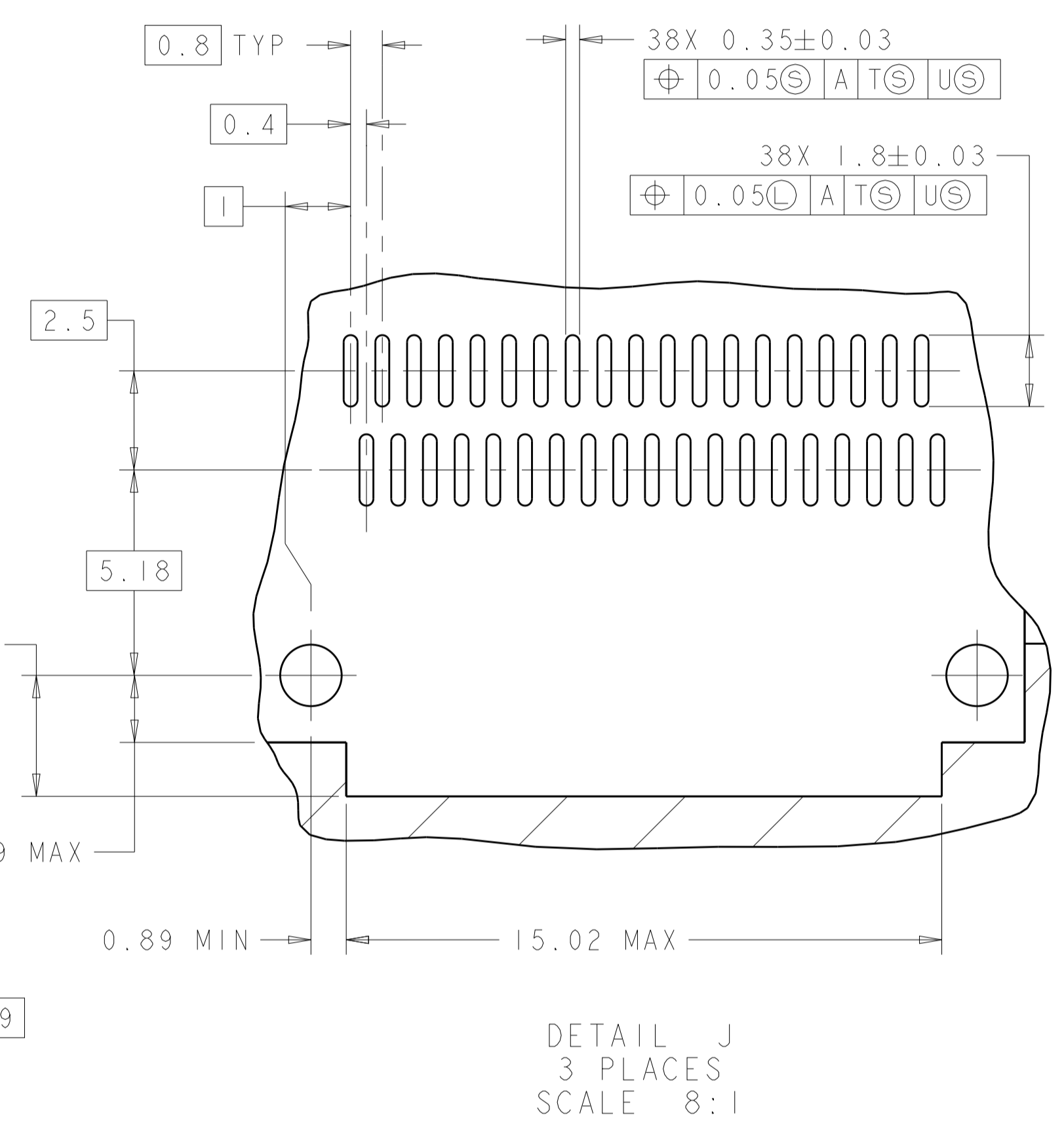
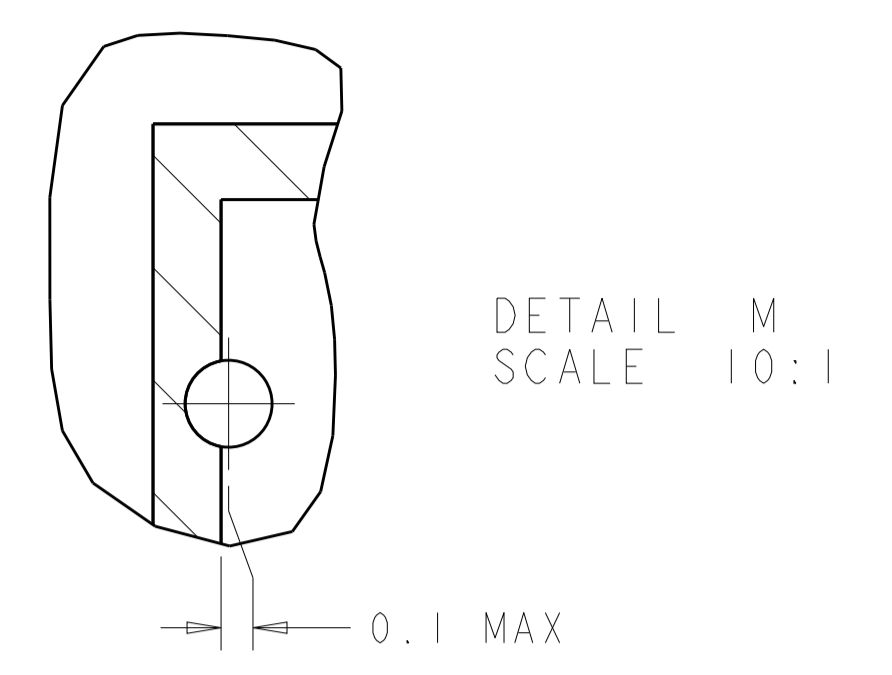
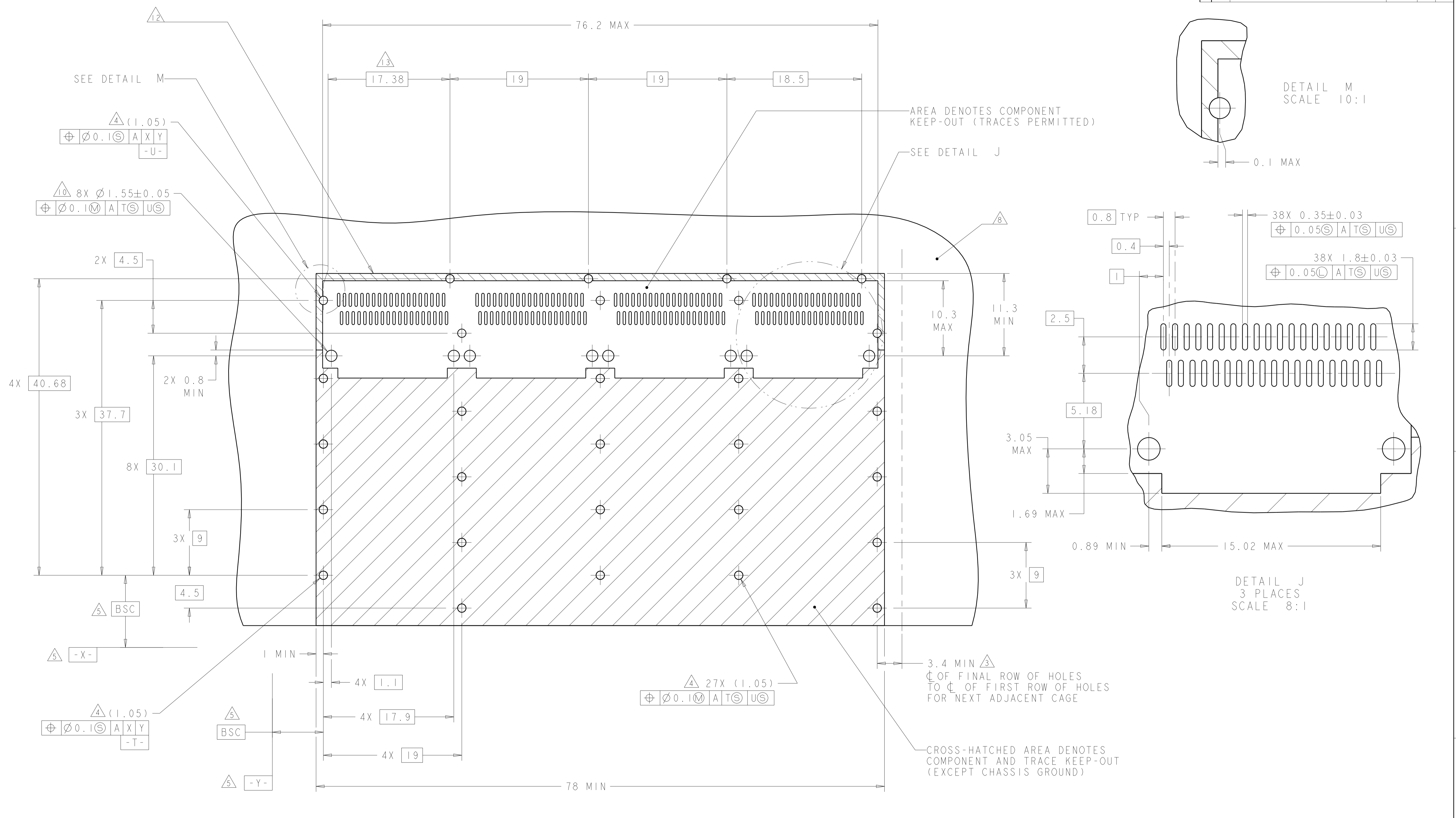


BELLY TO BELLY CONFIGURATION SIMILAR  
 TO ONE SIDED EXCEPT WHERE NOTED  
 SCALE 5:2

THIS DRAWING IS A CONTROLLED DOCUMENT.		DMN C. VALENTINE 09JUN2008		NAME 1X4 CAGE ASSEMBLY, BEHIND BEZEL, W/ HEAT SINKS, QSFP	
DIMENSIONS:		CHK E. BRIGHT 09JUN2008		APVD E. BRIGHT 09JUN2008	SIZE A100779
mm	0 PLC ± 1 PLC ±0.1 2 PLC ±0.1 3 PLC ± 4 PLC ±	TOLERANCES UNLESS OTHERWISE SPECIFIED:		PRODUCT SPEC 108-2286	RESTRICTED TO
MATERIAL		FINISH		APPLICATION SPEC 114-13218	SCALE 4:1
				WEIGHT	SHEET 3 OF 5
				CUSTOMER DRAWING	REV F

LOC	DIST	REV	DATE	BY	APPV
GP	00				

REVISIONS			
NO	DESCRIPTION	DATE	BY
-	SEE SHEET 1	-	-

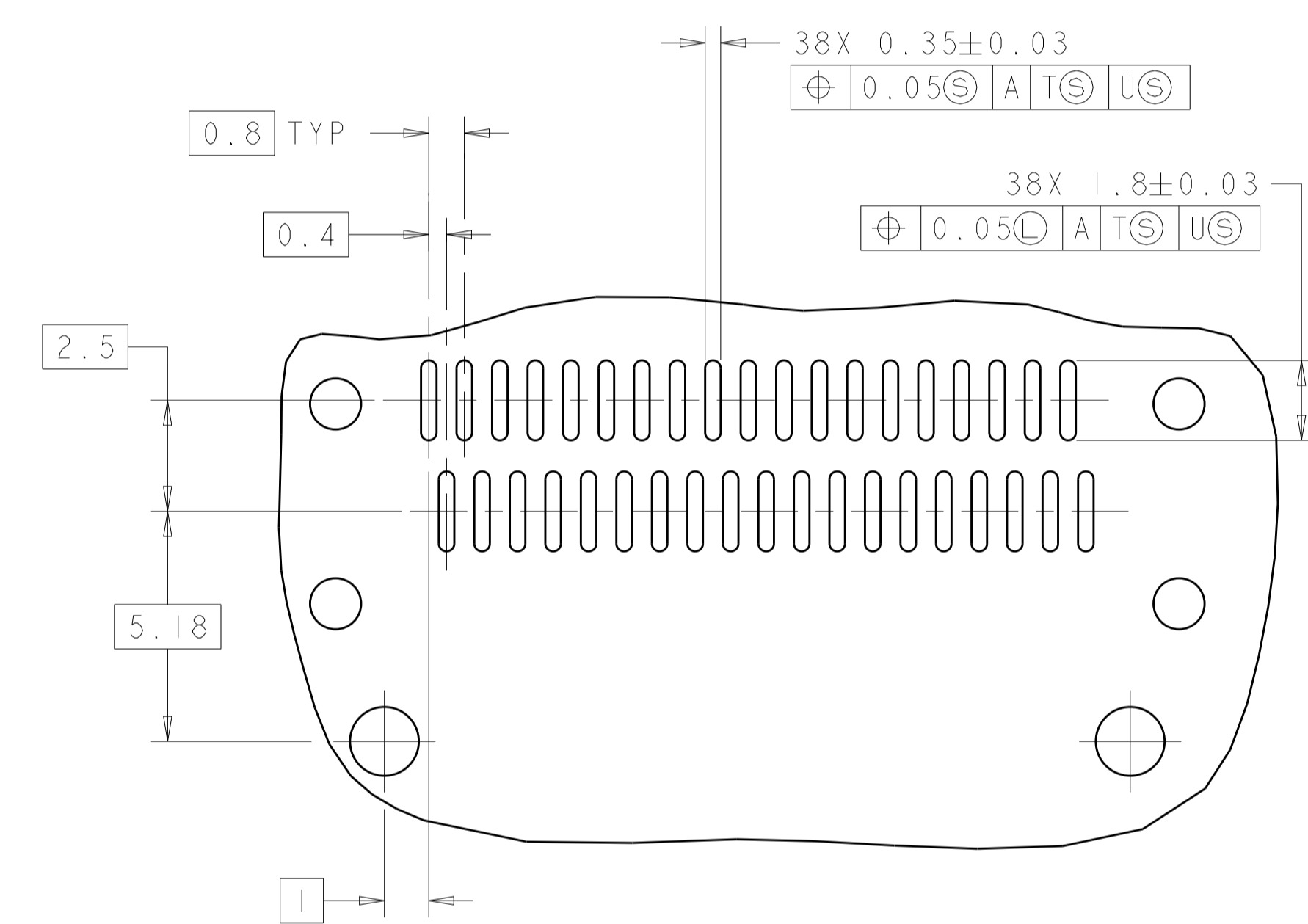
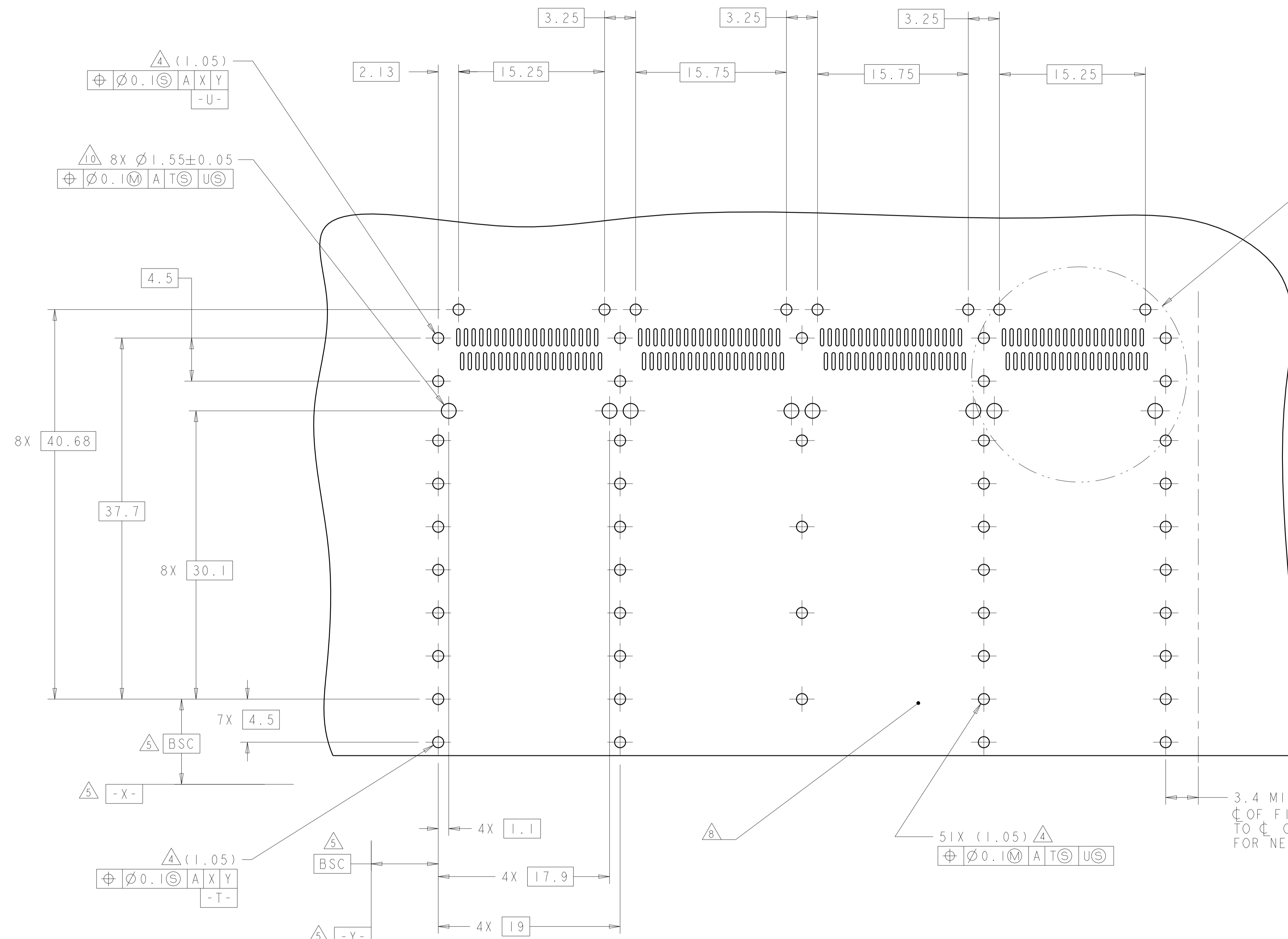


RECOMMENDED PC BOARD LAYOUT  
 SINGLE SIDE MOUNT CONFIGURATION  
 SCALE 4:1

THIS PRODUCT HAS NOT COMPLETED VALIDATION/QUALIFICATION TESTING

THIS DRAWING IS A CONTROLLED DOCUMENT.		OWN C. VALENTINE 09 JUN 2008	TE Connectivity												
DIMENSIONS: mm		CHK E. BRIGHT 09 JUN 2008													
TOLERANCES UNLESS OTHERWISE SPECIFIED:		APVD E. BRIGHT 09 JUN 2008	NAME 1X4 CAGE ASSEMBLY, BEHIND BEZEL, W/ HEAT SINKS, QSFP												
<table border="1"> <tr><td>0 PLC</td><td>±</td></tr> <tr><td>1 PLC</td><td>±0.1</td></tr> <tr><td>2 PLC</td><td>±0.1</td></tr> <tr><td>3 PLC</td><td>±</td></tr> <tr><td>4 PLC</td><td>±</td></tr> <tr><td>ANGLES</td><td>±</td></tr> </table>		0 PLC	±	1 PLC	±0.1	2 PLC	±0.1	3 PLC	±	4 PLC	±	ANGLES	±	PRODUCT SPEC 108-2286	SIZE 114-13218
0 PLC	±														
1 PLC	±0.1														
2 PLC	±0.1														
3 PLC	±														
4 PLC	±														
ANGLES	±														
MATERIAL		APPLICATION SPEC 114-13218	RESTRICTED TO												
FINISH		WEIGHT	A100779C=2007625												
		CUSTOMER DRAWING	SCALE 4:1 SHEET 4 OF 5 REV F												

LOC	DIST	REVISIONS					
GP	00	P	LTN	DESCRIPTION	DATE	DMN	APVD
		-		SEE SHEET 1	-	-	-



RECOMMENDED PC BOARD LAYOUT  
 BELLY TO BELLY CONFIGURATION  
 SEE SHEET 4 FOR COMPONENT  
 AND TRACE KEEP-OUTS  
 SCALE 4:1

THIS PRODUCT HAS NOT COMPLETED VALIDATION/QUALIFICATION TESTING

THIS DRAWING IS A CONTROLLED DOCUMENT.		DMN C. VALENTINE 09 JUN 2008	TE Connectivity NAME 1X4 CAGE ASSEMBLY, BEHIND BEZEL, W/ HEAT SINKS, QSFP
DIMENSIONS:		CHK E. BRIGHT 09 JUN 2008	
mm	TOLERANCES UNLESS OTHERWISE SPECIFIED:	APVD E. BRIGHT 09 JUN 2008	PRODUCT SPEC
	0 PLC ±	108-2286	APPLICATION SPEC
	1 PLC ±0.1	114-13218	RESTRICTED TO
	2 PLC ±0.1	WEIGHT	A100779C=2007625
	3 PLC ±	CUSTOMER DRAWING	SCALE 4:1 SHEET 5 OF 5 REV F
	4 PLC ±		
	ANGLES ±		
MATERIAL	FINISH		

# Mouser Electronics

Authorized Distributor

Click to View Pricing, Inventory, Delivery & Lifecycle Information:

[TE Connectivity:](#)

[2007625-3](#)