

1. $\text{\textcircled{C}}$ REPRESENTS A CRITICAL DIMENSION.
2. MINIMUM PUSHOUT FORCE: .5LB (8 OZ).
3. ONE POSITION WILL BE LOST FOR EVERY CUT MADE ON A SOCKET STRIP.
4. TUBE PACKAGE POSITIONS 5-50 ONLY. POSITIONS 2-4 ARE TO BE PLACED IN ANTISTATIC BUBBLE BAGS P/N ASBBLT4X5.5.
5. SHEAR TAILS TO DIMENSIONS SHOWN.
6. NOTE DELETED.
7. ENDWALL AFTER CUTTING: $.0185[0.470] \pm .0025[0.064]$.
8. VOID CORES MAY NOT BE PRESENT.
9. HAND FILL USE C-106-01-XX.
AUTOMATION USE C-106-22-XX. C-106-02-XX CAN BE SUBBED FOR C-106-22-XX.
10. MAX CUT FLASH: $.010[0.27]$ WITH NO FLASH ALLOWED IN HOLES OR EXTENDING BELOW LEADS.
11. MAX BURR: $.005[.13]$.
12. ALL -PA OPTION PARTS SHIP IN EIA-960 TRAYS.
13. DOES NOT APPLY TO -BE END OPTION.

CLP-1XX-XX-XXX-D-XX

No OF POSITIONS PER ROW
-02 THRU -50

LEAD STYLE SPEC
-02: SURFACE MOUNT
(USE C-106-X2-XXX)
(SEE NOTE 9)

OPTION

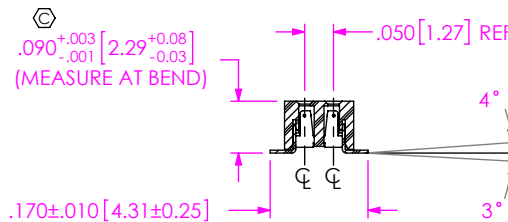
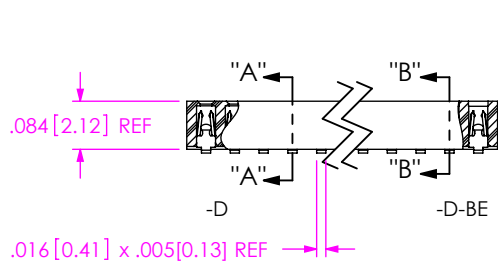
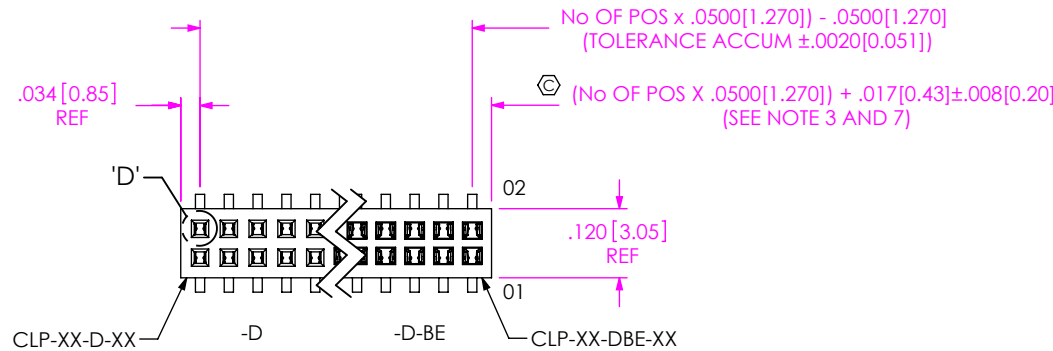
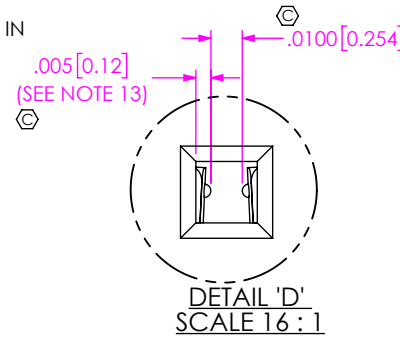
- P: PICK & PLACE PAD (USE LMP-01)
(AVAILABLE ON POSITION -05 THRU -50 ONLY)
(NOT AVAILABLE WITH -PA OR -K OPTIONS)
(SEE FIG 3, SHT 2)
- A: ALIGNMENT PIN (USE CLP-XX-D-XX)
(NOT AVAILABLE WITH -PA OPTION)
(SEE FIG 2, SHT 2)
- TR: TAPE AND REEL
- BE: BOTTOM ENTRY ONLY (USE CLP-XX-DBE-XX)
- PA: PICK & PLACE PAD WITH ALIGNMENT PINS
(NOT AVAILABLE WITH -P, -A, OR -K OPTIONS)
(SEE SHT 2, TABLE 3) (SEE NOTE 12)
- K: POLYIMIDE FILM PAD (AVAILABLE ON -05 THRU -50 POSITIONS. USE K-DOT-.157-.250-.005. (SEE FIG 5, SHT 2)
(NOT AVAILABLE WITH -P OR -PA OPTIONS)

BODY SPEC

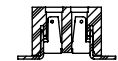
- D: DOUBLE ROW
(USE CLP-XX-D)

PLATING SPEC

- F: 3μ " FLASH SELECTIVE GOLD IN CONTACT AREA
MATTE TIN ON TAIL
- L: 10μ " LIGHT SELECTIVE GOLD IN CONTACT AREA
MATTE TIN ON TAIL
- S: 30μ " SELECTIVE GOLD IN CONTACT AREA
MATTE TIN ON TAIL
- G: 10μ " GOLD IN CONTACT AREA
 3μ ON TAIL
- H: 30μ " HEAVY GOLD IN CONTACT AREA
 3μ " ON TAIL
- LM: 10μ " LIGHT SELECTIVE GOLD IN CONTACT AREA
MATTE TIN ON TAIL
- FM: 3μ " FLASH SELECTIVE GOLD IN CONTACT AREA
MATTE TIN ON TAIL
- SM: 30μ " SELECTIVE GOLD IN CONTACT AREA
MATTE TIN ON TAIL
- LTL: 10μ " LIGHT SELECTIVE GOLD IN CONTACT AREA
TIN/LEAD (90/10+/-5%) TAIL



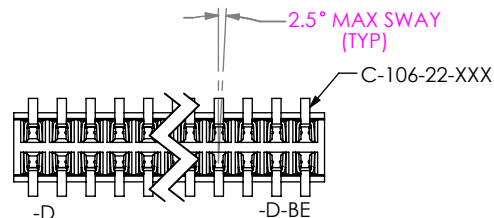
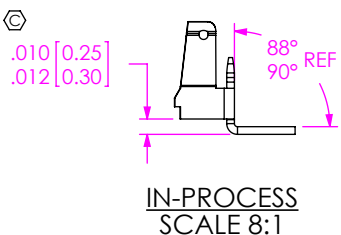
	.004[0.10]	POS. 02-35
	.006[0.15]	POS. 36-50



SECTION "B"-B"

(-D-BE BODY: CLP-XX-DBE-XX)
(DIFFERENT AS SHOWN,
OTHERWISE SAME AS -D BODY)

SECTION "A"-A"
(-D BODY: CLP-XX-D-XX)



UNLESS OTHERWISE SPECIFIED, DIMENSIONS ARE IN INCHES.
TOLERANCES ARE:
DECIMALS ANGLES
.XX: ±.01 [.3] 2°
.XXX: ±.005 [.13]
.XXXX: ±.0020 [.051]

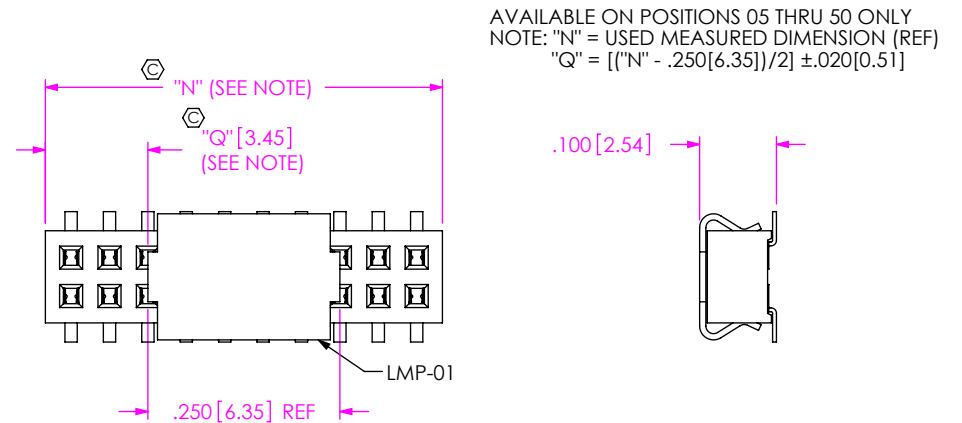
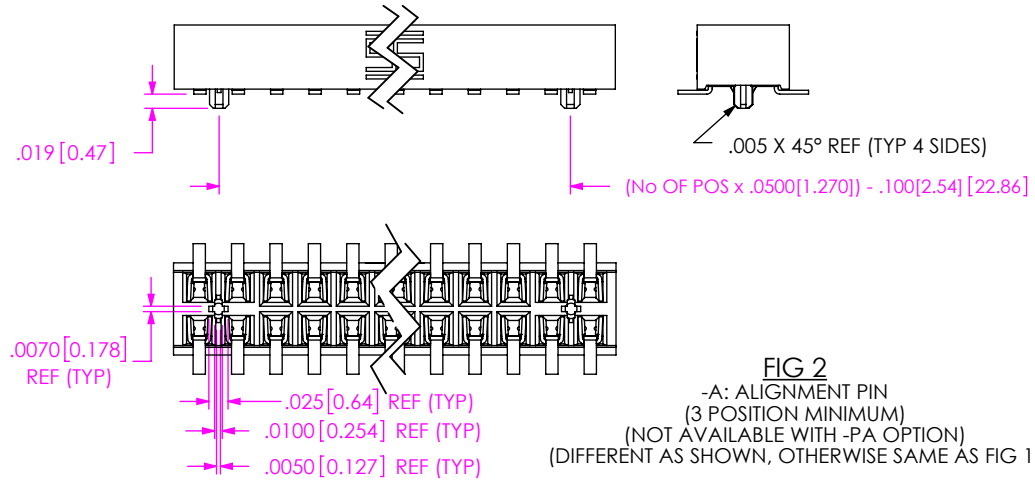
PROPRIETARY NOTE
THIS DOCUMENT CONTAINS CONFIDENTIAL AND PROPRIETARY INFORMATION AND ALL DESIGN, MANUFACTURING, REPRODUCTION, USE, PATENT RIGHTS AND SALES RIGHTS ARE EXPRESSLY RESERVED BY SAMTEC, INC. THIS DOCUMENT SHALL NOT BE DISCLOSED, IN WHOLE OR PART, TO ANY UNAUTHORIZED PERSON OR ENTITY NOR REPRODUCED, TRANSFERRED OR INCORPORATED IN ANY OTHER PROJECT IN ANY MANNER WITHOUT THE EXPRESS WRITTEN CONSENT OF SAMTEC, INC.



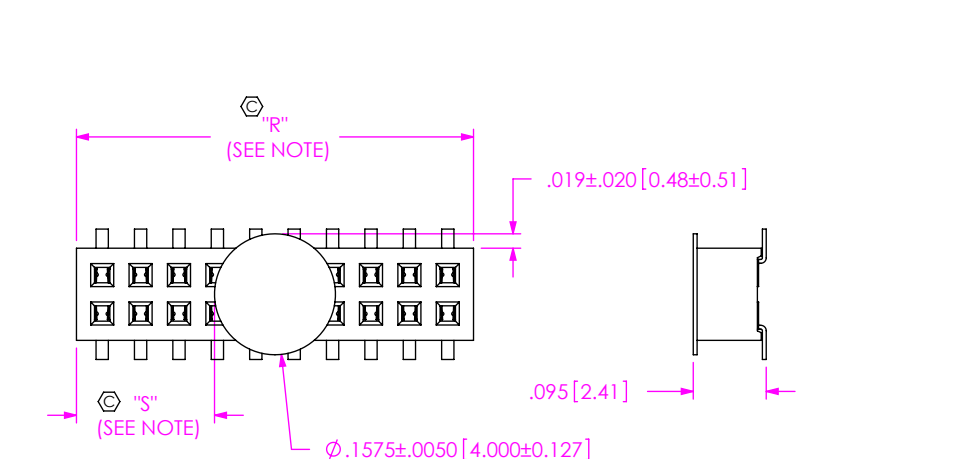
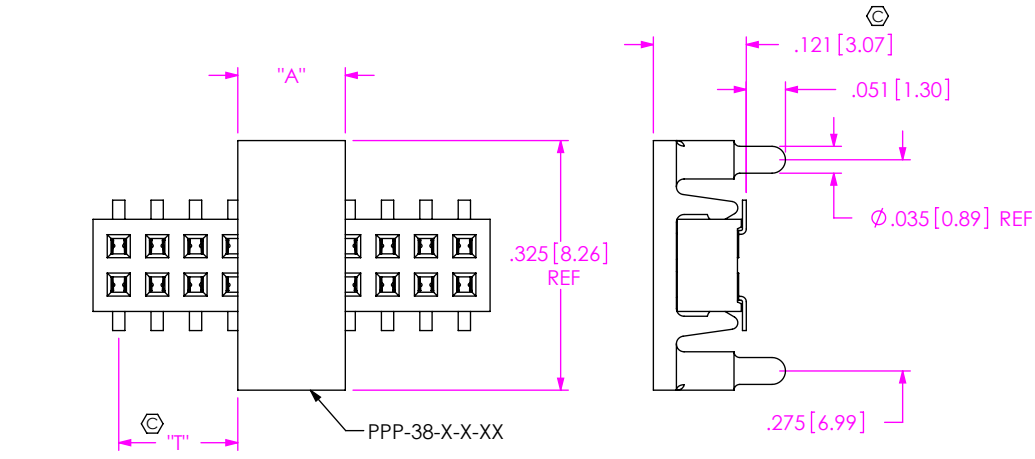
520 PARK EAST BLVD, NEW ALBANY, IN 47150
PHONE: 812-944-6733 FAX: 812-948-5047
e-Mail: info@SAMTEC.com code 53322

MATERIAL: DO NOT SCALE DRAWING SHEET SCALE: 3:1
INSULATOR: LCP, UL 94 VO, COLOR: BLACK
CONTACT: PHOS BRONZE

DESCRIPTION:
LOW PROFILE .050 x .050 DOUBLE ROW ASM
DWG. NO. CLP-1XX-XX-XXX-D-XX



AVAILABLE ON POSITIONS 05 THRU 50 ONLY
 NOTE: "N" = USED MEASURED DIMENSION (REF)
 "Q" = $\{("N" - .250[6.35])/2\} \pm .020[0.51]$



NOTE: "R" = USED MEASURED DIMENSION (REF)
 "S" = $\{("R" - .1575[4.000])/2\} \pm .020[0.51]$

TABLE 3				
POS/ROW	PIN COUNT	PAD	"A"	"T"
4-15	ODD	PPP-38-O-4-15	.140 [3.56] REF	$\{((\text{No OF POS.} - 1)/2) \times .050[1.27]\} - .070[1.78]$
	EVEN	PPP-38-E-4-15		
16-50	ODD	PPP-38-O-16-50	.280 [7.11] REF	$\{((\text{No OF POS.} - 1)/2) \times .050[1.27]\} - .140[3.56]$
	EVEN	PPP-38-E-16-50		

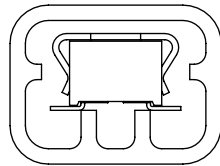
PROPRIETARY NOTE
 THIS DOCUMENT CONTAINS CONFIDENTIAL AND PROPRIETARY INFORMATION AND ALL DESIGN, MANUFACTURING, REPRODUCTION, USE, PATENT RIGHTS AND SALES RIGHTS ARE EXPRESSLY RESERVED BY SAMTEC, INC. THIS DOCUMENT SHALL NOT BE DISCLOSED, IN WHOLE OR PART, TO ANY UNAUTHORIZED PERSON OR ENTITY NOR REPRODUCED, TRANSFERRED OR INCORPORATED IN ANY OTHER PROJECT IN ANY MANNER WITHOUT THE EXPRESS WRITTEN CONSENT OF SAMTEC, INC.

DO NOT SCALE DRAWING
 SHEET SCALE: 4:1

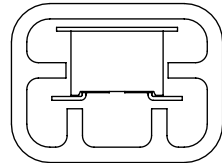
520 PARK EAST BLVD, NEW ALBANY, IN 47150
 PHONE: 812-944-6733 FAX: 812-948-5047
 e-Mail: info@SAMTEC.com code 55322

DESCRIPTION:
 LOW PROFILE .050 x .050 DOUBLE ROW ASM
 DWG. NO. **CLP-1XX-XX-XXX-D-XX**
 BY: PURVIS 01/31/1994 SHEET 2 OF 3

PACKAGING
(SEE NOTE 4, SHEET 1)



PT-CLX-002-D



PT-CLX-001-D

TABLE 2		
OPTION	TUBE	PLUG
NONE, -A	PT-CLX001-D	TP-33
-P, -A-P	PT-CLX002-D	TP-33
-A-K, -K	PT-CLX001-D	TP-33

PROPRIETARY NOTE
 THIS DOCUMENT CONTAINS CONFIDENTIAL AND PROPRIETARY INFORMATION AND ALL DESIGN, MANUFACTURING, REPRODUCTION, USE, PATENT RIGHTS AND SALES RIGHTS ARE EXPRESSLY RESERVED BY SAMTEC, INC. THIS DOCUMENT SHALL NOT BE DISCLOSED, IN WHOLE OR PART, TO ANY UNAUTHORIZED PERSON OR ENTITY NOR REPRODUCED, TRANSFERRED OR INCORPORATED IN ANY OTHER PROJECT IN ANY MANNER WITHOUT THE EXPRESS WRITTEN CONSENT OF SAMTEC, INC.

DO NOT SCALE DRAWING

SHEET SCALE: 4:1



520 PARK EAST BLVD, NEW ALBANY, IN 47150
 PHONE: 812-944-6733 FAX: 812-948-5047
 e-Mail info@SAMTEC.com code 55322

DESCRIPTION:
 LOW PROFILE .050 x .050 DOUBLE ROW ASM

DWG. NO. **CLP-1XX-XX-XXX-D-XX**

BY: PURVIS 01/31/1994 SHEET 3 OF 3