

## Plug - SPDB 2,5/13 - 3040520

Please be informed that the data shown in this PDF Document is generated from our Online Catalog. Please find the complete data in the user's documentation. Our General Terms of Use for Downloads are valid (<http://phoenixcontact.com/download>)



The illustration shows a 6-position version

Plug, Connection method: Spring-cage connection, Number of positions: 13, Cross section: 0.08 mm<sup>2</sup> - 4 mm<sup>2</sup>, AWG: 28 - 12, Width: 67.6 mm, Height: 39 mm, Color: gray

### Product Features

- Plug with bridging option, for use with basic terminal blocks
- Tested for railway applications



### Key Commercial Data

Packing unit	1 pc
Weight per Piece (excluding packing)	67.09 g
Custom tariff number	85366990
Country of origin	Poland

### Technical data

#### General

Number of levels	1
Number of connections	13
Nominal cross section	2.5 mm <sup>2</sup>
Color	gray
Insulating material	PA
Flammability rating according to UL 94	V0
Area of application	Railway industry
	Machine building
	Plant engineering
Maximum load current	24 A (with a 2.5 mm <sup>2</sup> conductor cross section)
Rated surge voltage	6 kV

# Plug - SPDB 2,5/13 - 3040520

## Technical data

### General

Degree of pollution	3
Overvoltage category	III
Insulating material group	I
Connection in acc. with standard	IEC 61984
Maximum load current	24 A (with 4 mm <sup>2</sup> conductor cross section)
Nominal current I <sub>N</sub>	24 A
Nominal voltage U <sub>N</sub>	500 V
Open side panel	No

### Dimensions

Width	67.6 mm
Length	32.7 mm
Height	39 mm
	24.00 mm
Pitch	5.20 mm

### Connection data

Connection method	Spring-cage connection
Connection in acc. with standard	IEC 61984
Conductor cross section solid min.	0.08 mm <sup>2</sup>
Conductor cross section solid max.	4 mm <sup>2</sup>
Conductor cross section AWG min.	28
Conductor cross section AWG max.	12
Conductor cross section flexible min.	0.08 mm <sup>2</sup>
Conductor cross section flexible max.	2.5 mm <sup>2</sup>
Min. AWG conductor cross section, flexible	28
Max. AWG conductor cross section, flexible	14
Conductor cross section flexible, with ferrule without plastic sleeve min.	0.14 mm <sup>2</sup>
Conductor cross section flexible, with ferrule without plastic sleeve max.	2.5 mm <sup>2</sup>
Conductor cross section flexible, with ferrule with plastic sleeve min.	0.14 mm <sup>2</sup>
Conductor cross section flexible, with ferrule with plastic sleeve max.	2.5 mm <sup>2</sup>
2 conductors with same cross section, stranded, TWIN ferrules with plastic sleeve, max.	0.5 mm <sup>2</sup>
Stripping length	8 mm ... 10 mm
Internal cylindrical gage	A3
Connection method	Plug connection

### Standards and Regulations

Connection in acc. with standard	CSA
----------------------------------	-----

## Plug - SPDB 2,5/13 - 3040520

### Technical data

#### Standards and Regulations

	IEC 61984
Flammability rating according to UL 94	V0

### Classifications

#### eCl@ss

eCl@ss 4.0	272607xx
eCl@ss 4.1	27260701
eCl@ss 5.0	27260701
eCl@ss 5.1	27260701
eCl@ss 6.0	27141151
eCl@ss 7.0	27141151
eCl@ss 8.0	27141151

#### ETIM

ETIM 2.0	EC000897
ETIM 3.0	EC000897
ETIM 4.0	EC002021
ETIM 5.0	EC002021

#### UNSPSC

UNSPSC 6.01	30211802
UNSPSC 7.0901	39121402
UNSPSC 11	39121402
UNSPSC 12.01	39121402
UNSPSC 13.2	39121402

### Approvals

#### Approvals

#### Approvals

CSA / UL Recognized / cUL Recognized / LR / GL / BV / RS / EAC / cULus Recognized


#### Ex Approvals


## Plug - SPDB 2,5/13 - 3040520


### Approvals

Approvals submitted

#### Approval details

CSA 		
	B	C
mm <sup>2</sup> /AWG/kcmil	24-12	24-12
Nominal current I <sub>N</sub>	20 A	20 A
Nominal voltage U <sub>N</sub>	300 V	300 V

UL Recognized 			
	B	C	D
mm <sup>2</sup> /AWG/kcmil	28-12	28-12	28-12
Nominal current I <sub>N</sub>	20 A	20 A	5 A
Nominal voltage U <sub>N</sub>	300 V	300 V	600 V

cUL Recognized 			
	B	C	D
mm <sup>2</sup> /AWG/kcmil	28-12	28-12	28-12
Nominal current I <sub>N</sub>	20 A	20 A	5 A
Nominal voltage U <sub>N</sub>	300 V	300 V	600 V

LR
----

GL
----


BV
----

RS
----

EAC
-----

## Plug - SPDB 2,5/13 - 3040520

### Approvals

cULus Recognized  US

### Accessories

#### Accessories

##### Flange

Flange cover - DFS-SPDB 2,5 - 3061457



Flange cover, Length: 35.8 mm, Width: 4.5 mm, Height: 24.7 mm, Color: gray

---

##### Insulating sleeve

Insulating sleeve - ISH 2,5/0,2 - 3002843



Insulating sleeve, Color: white

---

Insulating sleeve - ISH 2,5/0,5 - 3002856



Insulating sleeve, Color: gray

---

Insulating sleeve - ISH 2,5/1,0 - 3002869



Insulating sleeve, Color: black

## Plug - SPDB 2,5/13 - 3040520

### Accessories

#### Jumper

Plug-in bridge - FBS 2-5 - 3030161



Plug-in bridge, Length: 22.7 mm, Width: 9 mm, Number of positions: 2, Color: red

---

Plug-in bridge - FBS 3-5 - 3030174



Plug-in bridge, Length: 22.7 mm, Width: 14.2 mm, Number of positions: 3, Color: red

---

Plug-in bridge - FBS 4-5 - 3030187



Plug-in bridge, Length: 22.7 mm, Width: 19.4 mm, Number of positions: 4, Color: red

---

Plug-in bridge - FBS 5-5 - 3030190



Plug-in bridge, Length: 22.7 mm, Width: 24.6 mm, Number of positions: 5, Color: red

---

Plug-in bridge - FBS 10-5 - 3030213



Plug-in bridge, Length: 22.7 mm, Width: 50.6 mm, Number of positions: 10, Color: red

---

## Plug - SPDB 2,5/13 - 3040520

### Accessories

Plug-in bridge - FBS 20-5 - 3030226



Plug-in bridge, Number of positions: 20, Color: red

---

Plug-in bridge - FBS 50-5 - 3038930



Plug-in bridge, Number of positions: 50, Color: red

---

Plug-in bridge - FBS 2-5 BU - 3036877



Plug-in bridge, Number of positions: 2, Color: blue

---

Plug-in bridge - FBS 3-5 BU - 3036880



Plug-in bridge, Number of positions: 3, Color: blue

---

Plug-in bridge - FBS 4-5 BU - 3036893



Plug-in bridge, Number of positions: 4, Color: blue

---

## Plug - SPDB 2,5/13 - 3040520

### Accessories

Plug-in bridge - FBS 5-5 BU - 3036903



Plug-in bridge, Number of positions: 5, Color: blue

---

Plug-in bridge - FBS 10-5 BU - 3036916



Plug-in bridge, Number of positions: 10, Color: blue

---

Plug-in bridge - FBS 20-5 BU - 3036929



Plug-in bridge, Number of positions: 20, Color: blue

---

Plug-in bridge - FBS 50-5 BU - 3032114



Plug-in bridge, Number of positions: 50, Color: blue

---

Plug-in bridge - FBS 2-5 GY - 3038969



Plug-in bridge, Number of positions: 2, Color: gray

---



## Plug - SPDB 2,5/13 - 3040520

### Accessories

Plug-in bridge - FBS 3-5 GY - 3038972



Plug-in bridge, Number of positions: 3, Color: gray

---

Plug-in bridge - FBS 4-5 GY - 3038985



Plug-in bridge, Number of positions: 4, Color: gray

---

Plug-in bridge - FBS 5-5 GY - 3038998



Plug-in bridge, Number of positions: 5, Color: gray

---

Plug-in bridge - FBS 10-5 GY - 3039007



Plug-in bridge, Number of positions: 10, Color: gray

---

Plug-in bridge - FBS 20-5 GY - 3038671



Plug-in bridge, Number of positions: 20, Color: gray

---

## Plug - SPDB 2,5/13 - 3040520

### Accessories

Plug-in bridge - FBS 50-5 GY - 3032127



Plug-in bridge, Number of positions: 50, Color: gray

---

Plug-in bridge - FBSR 2-5 - 3033702



Plug-in bridge, Number of positions: 2, Color: red

---

Plug-in bridge - FBSR 3-5 - 3001591



Plug-in bridge, Number of positions: 3, Color: red

---

Plug-in bridge - FBSR 4-5 - 3001592



Plug-in bridge, Number of positions: 4, Color: red

---

Plug-in bridge - FBSR 5-5 - 3001593



Plug-in bridge, Number of positions: 5, Color: red

---

## Plug - SPDB 2,5/13 - 3040520

### Accessories

Plug-in bridge - FBSR 10-5 - 3033710



Plug-in bridge, Number of positions: 10, Color: red

---

### Labeled terminal marker

Zack Marker strip, flat - ZBF 5 CUS - 0825025



Zack Marker strip, flat, can be ordered: Strip, white, labeled according to customer specifications, Mounting type: Snap into flat marker groove, for terminal block width: 5 mm, Lettering field: 5.15 x 5.15 mm

---

Zack Marker strip, flat - ZBF 5,LGS:FORTL.ZAHLEN - 0808671



Zack Marker strip, flat, Strip, white, labeled, Printed horizontally: Consecutive numbers 1 - 10, 11 - 20, etc. up to 491 - 500, Mounting type: Snap into flat marker groove, for terminal block width: 5 mm, Lettering field: 5.15 x 5.15 mm

---

Zack Marker strip, flat - ZBF 5,QR:FORTL.ZAHLEN - 0808697



Zack Marker strip, flat, Strip, white, labeled, Printed vertically: Consecutive numbers 1 - 10, 11 - 20, etc. up to 91 - 100, Mounting type: Snap into flat marker groove, for terminal block width: 5 mm, Lettering field: 5.15 x 5.15 mm

---

Zack Marker strip, flat - ZBF 5,LGS:GERADE ZAHLEN - 0810821



Zack Marker strip, flat, Strip, white, labeled, Printed horizontally: Consecutive numbers 2 - 20, 22 - 40, etc. up to 82 - 100, Mounting type: Snap into flat marker groove, for terminal block width: 5 mm, Lettering field: 5.15 x 5.15 mm

## Plug - SPDB 2,5/13 - 3040520

### Accessories

Zack Marker strip, flat - ZBF 5,LGS:UNGERADE ZAHLEN - 0810863



Zack Marker strip, flat, Strip, white, labeled, Printed horizontally: Odd numbers 1 - 19, 21 - 39, etc. up to 81 - 99, Mounting type: Snap into flat marker groove, for terminal block width: 5 mm, Lettering field: 5.15 x 5.15 mm

---

Marker for terminal blocks - UC-TMF 5 CUS - 0824638



Marker for terminal blocks, can be ordered: by sheet, white, labeled according to customer specifications, Mounting type: Snap into flat marker groove, for terminal block width: 5.2 mm, Lettering field: 4.6 x 5.1 mm

---

Marker for terminal blocks - UCT-TMF 5 CUS - 0829658



Marker for terminal blocks, can be ordered: by sheet, white, labeled according to customer specifications, Mounting type: Snap into flat marker groove, for terminal block width: 5.2 mm, Lettering field: 4.4 x 4.7 mm

---

### Marker pen

Marker pen - B-STIFT - 1051993



Marker pen, for manual labeling of unprinted Zack strips, smear-proof and waterproof, line thickness 0.5 mm

---

Marker pen - X-PEN 0,35 - 0811228



Marker pen without ink cartridge, for manual labeling of markers, labeling extremely wipe-proof, line thickness 0.35 mm

## Plug - SPDB 2,5/13 - 3040520

### Accessories

#### Mounting material

Strain relief - PDZ/2 - 3040562



Strain relief, Length: 3 mm, Width: 9.6 mm, Height: 23 mm, Number of positions: 2, Color: black

---

Strain relief - PDZ/4 - 3040575



Strain relief, Length: 3 mm, Width: 19.9 mm, Height: 23 mm, Number of positions: 4, Color: black

---

Latching - PR - 3040559



Latching, Number of positions: 1, Color: orange

---

Latching - PR/2 - 3040630



Latching, Number of positions: 2, Color: orange

---

Latching - PRT/2 - 3040631



Latching, can only be released using a screwdriver, Number of positions: 2, Color: orange

---

## Plug - SPDB 2,5/13 - 3040520

### Accessories

Latching - PRZ - 3040614



Latching, Length: 3 mm, Width: 5.2 mm, Number of positions: 2, Color: orange

---

### Screwdriver tools

Screwdriver - ST-BW - 1207608



Actuation tool, for all 2.5 mm<sup>2</sup> - 4.0 mm<sup>2</sup> spring-cages

---

### Shield connection

Shield connection clip - PSH 3- 6 - 3040591



Shield connection clip, Color: black

---

Shield connection clip - PSH 5-10 - 3040601



Shield connection clip, Color: black

---

### Terminal marking

## Plug - SPDB 2,5/13 - 3040520

### Accessories

Zack Marker strip, flat - ZBF 5:UNBEDRUCKT - 0808642



Zack Marker strip, flat, Strip, white, unlabeled, can be labeled with: Plotter, Mounting type: Snap into flat marker groove, for terminal block width: 5 mm, Lettering field: 5.1 x 5.2 mm

Marker for terminal blocks - UC-TMF 5 - 0818153



Marker for terminal blocks, Sheet, white, unlabeled, can be labeled with: BLUEMARK CLED, BLUEMARK LED, Plotter, Mounting type: Snap into flat marker groove, for terminal block width: 5.2 mm, Lettering field: 4.6 x 5.1 mm

Marker for terminal blocks - UCT-TMF 5 - 0828744



Marker for terminal blocks, Sheet, white, unlabeled, can be labeled with: THERMOMARK CARD, BLUEMARK CLED, BLUEMARK LED, TOPMARK LASER, Mounting type: Snap into flat marker groove, for terminal block width: 5.2 mm, Lettering field: 4.4 x 4.7 mm

### Drawings

#### Diagram

Derating  
curve  
for  
ST  
2,5/  
1P/IN-  
5P/1P,  
3,5/  
2P-  
5P/IN-  
2,5/1P  
3P/IN/  
1P  
all  
plug  
versions  
Fig. .

Plug - SPDB 2,5/13 - 3040520

versions  
SP... .

Diagram

Derating  
curve  
for  
STTB  
2,5/  
QUATTRO/2P,  
STTB  
2,5/  
QUATTRO/4P  
and  
for  
all  
plug  
versions  
SP... .

Diagram

Derating  
curve  
for  
ST  
2,5-4L/1P,  
ST  
2,5-4L/2P  
and  
for  
all  
plug  
versions  
SP... .

Circuit diagram





# Mouser Electronics

Authorized Distributor

Click to View Pricing, Inventory, Delivery & Lifecycle Information:

Phoenix Contact:

3040520