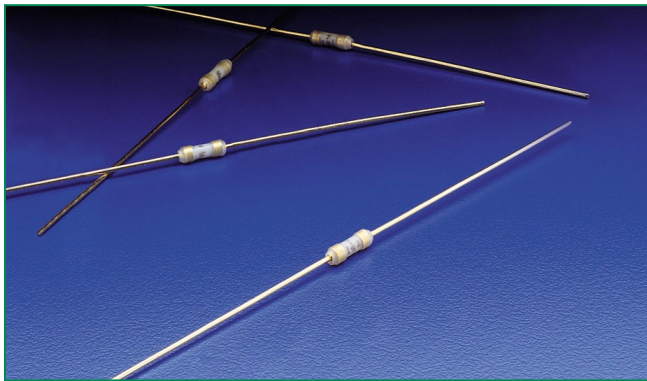


275 Series, PICO® Very Fast-Acting Fuse



Description

The PICO® Very Fast-Acting Fuse is designed to meet an extensive array of performance characteristics in a space-saving subminiature package.

Features

- Very fast-acting
- Small size
- High current rating (20A- 30A)
- RoHS compliant
- Wide operating temperature range
- Low temperature derating

Applications

- Power supply
- PC server
- Networking equipment
- Storage system

Agency Approvals

Agency	Agency File Number	Ampere Range
	E10480	20A - 30A

Electrical Characteristics

% of Ampere Rating	Ampere Rating	Opening Time
100%	20A - 30A	4 Hours, Min.
200%	20A - 30A	10 Seconds, Max.

Additional Information



Datasheet



Resources

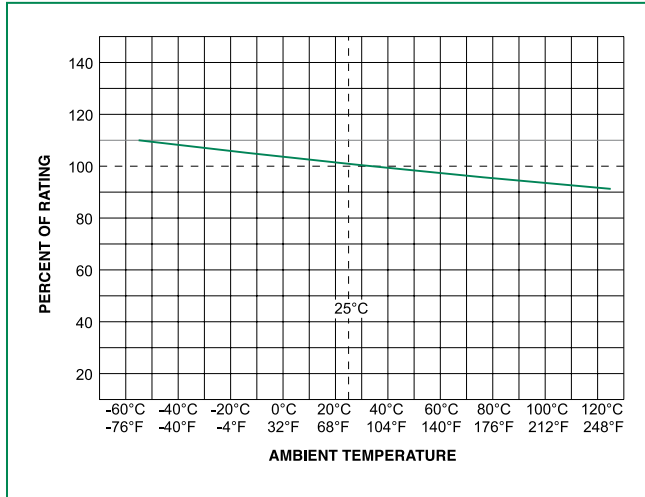


Samples

Electrical Characteristics

Ampere Rating (A)	Amp Code	Ordering Number	Max Voltage Rating (V)	Interrupting Rating	Nominal Cold Resistance (Ohms)	Nominal Melting I ² t (A ² sec)	Agency Approvals
20.0	020.	0275020.	32	300A@32VDC 100A@32VAC	0.0033	203	x
25.0	025.	0275025.	32		0.0024	288	x
30.0	030.	0275030.	32		0.0020	355	x

Temperature Re-rating Curve



Note:
Rerating depicted in this curve is in addition to the standard derating of 25% for continuous operation.

Soldering Parameters

Recommended Process Parameters:

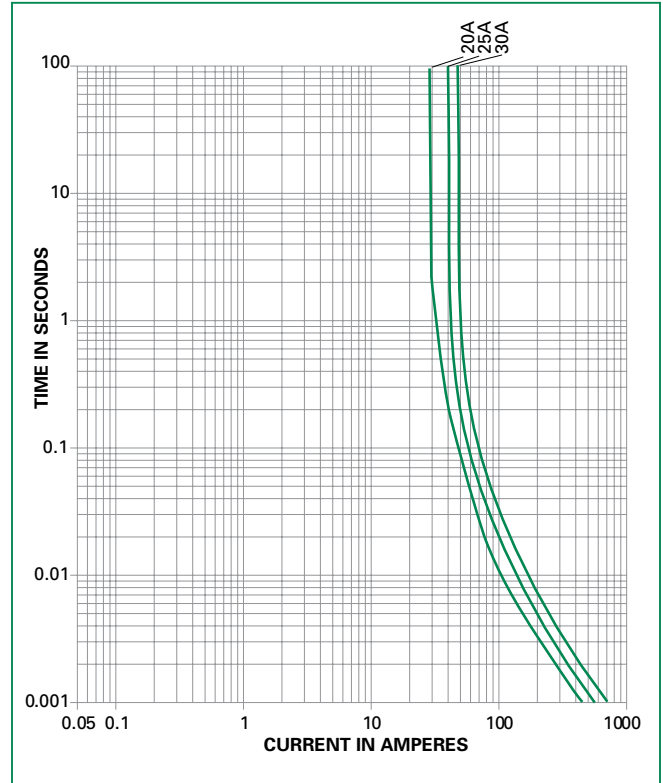
Wave Parameter	Lead-Free Recommendation
Preheat: (Depends on Flux Activation Temperature)	(Typical Industry Recommendation)
Temperature Minimum:	100°C
Temperature Maximum:	150°C
Preheat Time:	60-180 seconds
Solder Pot Temperature:	260°C Maximum
Solder Dwell Time:	2-5 seconds

Recommended Hand-Solder Parameters:

Solder Iron Temperature: 350°C +/- 5°C
Heating Time: 5 seconds max.

Note: These devices are not recommended for IR or Convection Reflow process.

Average Time Current Curves

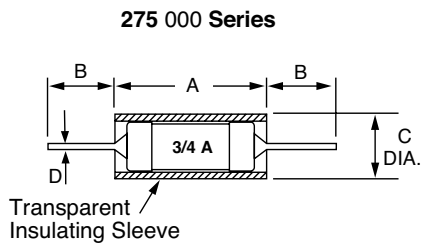


Product Characteristics

Materials	Transparent Polyvinylidene Fluoride sleeve covered body, pure tin plated copper wire leads
Solderability	MIL-STD-202, Method 208
Lead Pull Force	MIL-STD-202, Method 211, Test Condition A (will withstand a 5lbs. axial pull test)

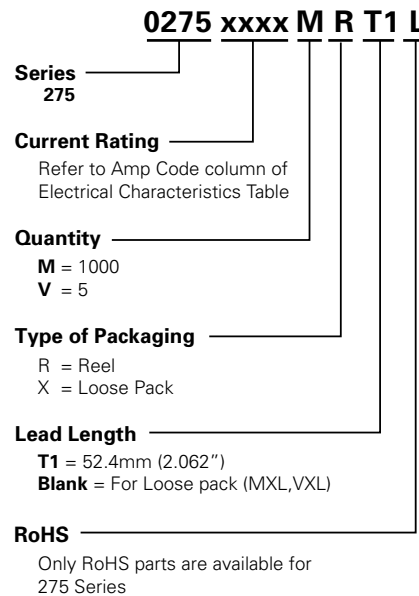
Operating Temperature	-60°C to +125°C (Consider re-rating)
Shock	MIL-STD-202, Method 213, Test Condition I (100 G's peak for 6 milliseconds) and per method 2028 (78G's peak for 11 milliseconds)
Vibration	MIL-STD-202, Method 201 (10-55 Hz); Method 204, Test Condition D (Vibrations of 10-2000 cps at 20 G's)
Moisture Resistance	MIL-STD-202, Method 106

Dimensions



Amperage	Dimensions in mm (inches)			
	A	B	C	D
20 - 30	7.87 (.31")	27.78 (1.094")	3.38 (.133")	1.016 (.040")

Part Numbering System



Packaging

Packaging Option	Packaging Specification	Quantity & Packaging Code
T1: 52.4mm (2.062") Tape and Reel	EIA 296	Please refer to available quantities above in "Part Numbering System"

The default lead length for loose pack is T1.

Mouser Electronics

Authorized Distributor

Click to View Pricing, Inventory, Delivery & Lifecycle Information:

Littelfuse:

[0275030.MXL](#) [0275020.NRT1L](#) [0275025.NRT1L](#) [0275030.NRT1L](#) [027601.5M-](#) [0275.375M-](#) [0276010.M-](#)
[0276.375M-](#) [027602.5M-](#) [0275020.M-](#) [027503.5M-](#) [0276.750M-](#) [0275.500M-](#) [0275012.M-](#) [0276002.M-](#) [0275.062M-](#)
[0275.750M-](#) [0276003.M-](#) [0276025.M-](#) [0275004.M-](#) [0276007.M-](#) [0275002.M-](#) [027501.5M-](#) [0276.250M-](#)
[0276.500M-](#) [0275030.VXL](#) [0275020.MXL](#) [0275025.MXL](#) [0275030.MRT1L](#) [0275025.MRT1L](#) [0275020.MRT1L](#)
[0276005.M-](#) [0275025.M-](#) [0276001.M-](#) [0275010.M-](#) [0275.250M-](#) [0276020.M-](#) [0276004.M-](#) [0276012.M-](#) [027603.5M-](#)
[0275.125M-](#) [0275005.M-](#) [0275001.M-](#) [0275015.M-](#) [0275007.M-](#) [0276030.M-](#) [0276.125M-](#) [0276015.M-](#)
[0275030.M-](#) [0276.062M-](#) [027502.5M-](#) [0275003.M-](#) [2750250000](#) [2750250005](#) [0275025.VXL](#) [0275020.VXL](#)
[2750375000](#) [2751250005](#) [2751700005](#) [2751200000](#) [2750500005](#) [2752150005](#) [2751350005](#) [2751500000](#)
[2751400005](#) [2750125000](#) [2750750005](#) [2751400000](#) [2751100000](#) [2751250000](#) [2751700000](#) [2751350000](#)
[2750500000](#) [2752100000](#) [2750375005](#) [2751300000](#) [2751500005](#) [2750125005](#) [2751150005](#) [2751150000](#)
[2752100005](#) [2750750000](#) [2750063000](#)