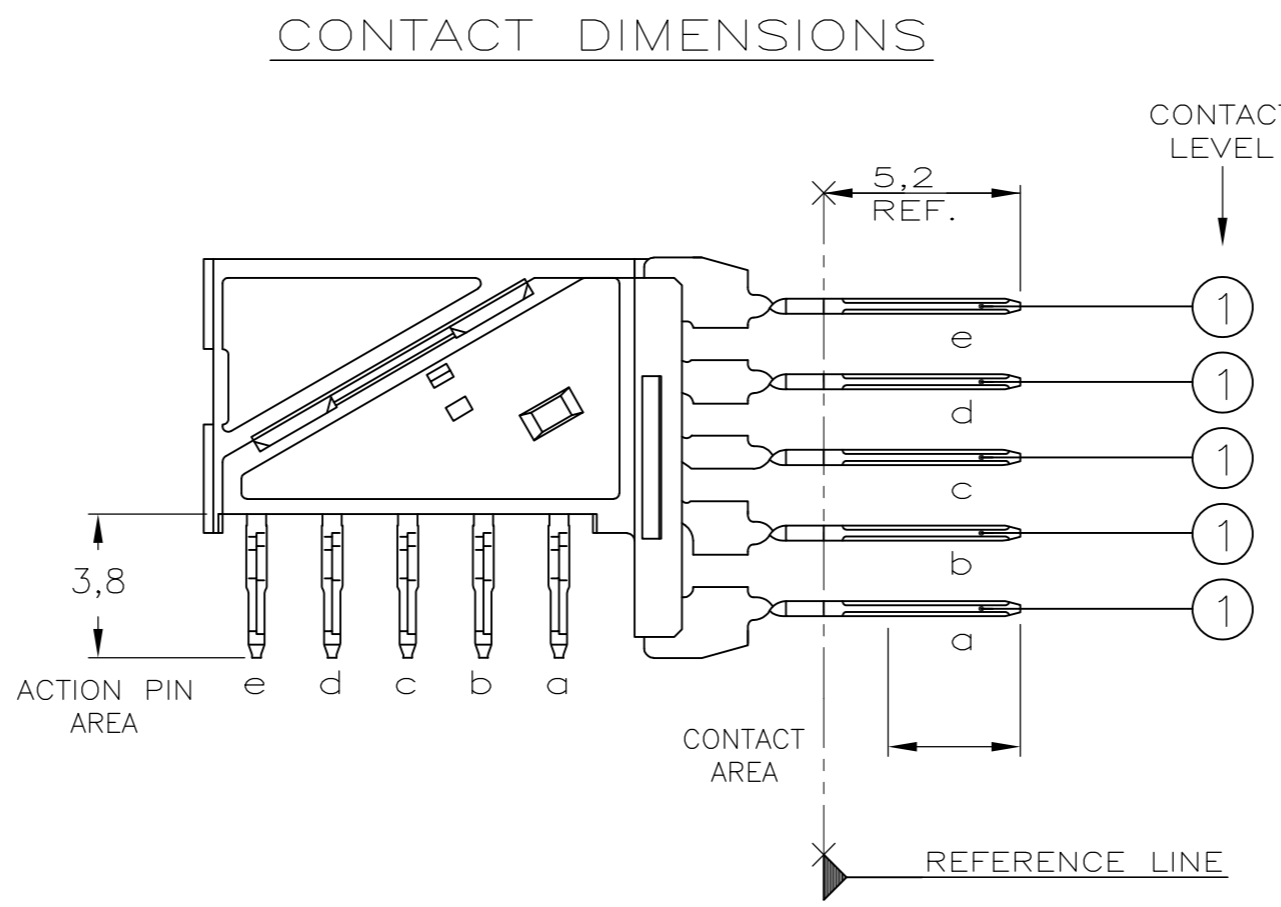
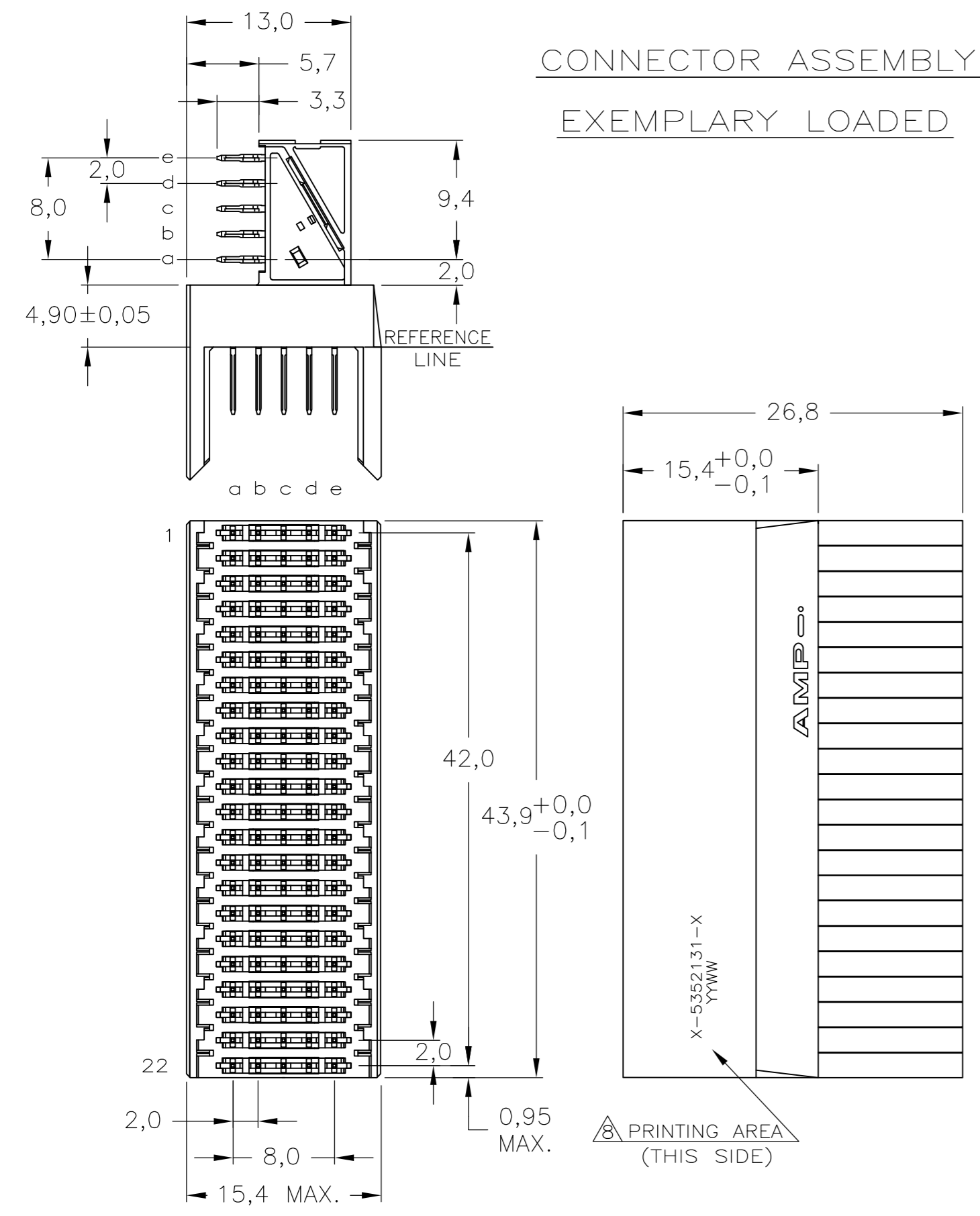
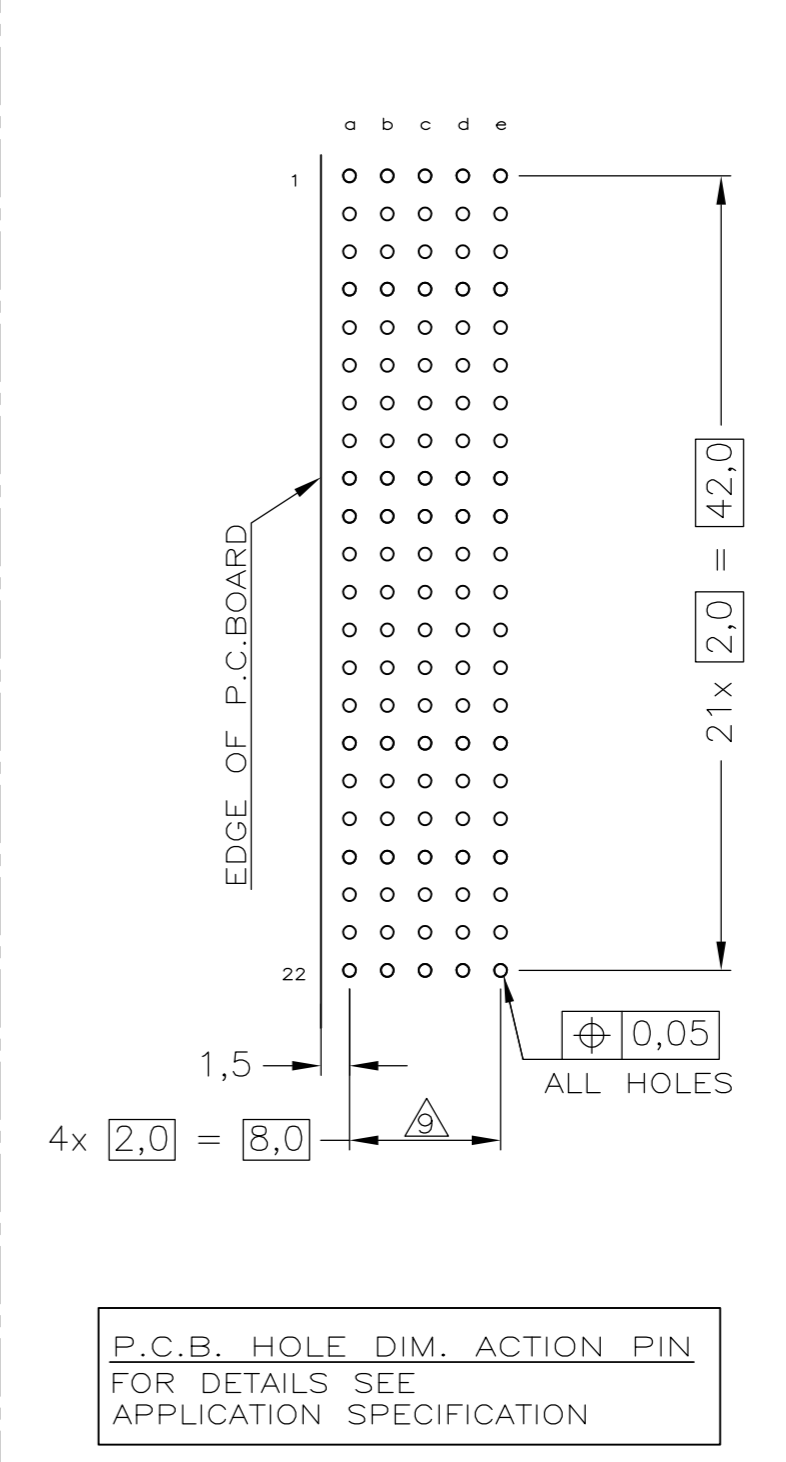


THIS DRAWING IS UNPUBLISHED. RELEASED FOR PUBLICATION  
 © COPYRIGHT BY TYCO ELECTRONICS CORPORATION. ALL RIGHTS RESERVED.



LOC	DIST	REVISIONS					
		P	LTR	DESCRIPTION	DATE	DWN	APVD
H	-	B		EH10-0680-05	01JUN05	BSV	BM
		B1		REVISED PER ECO-10-000444	04NOV09	KK	AEG
		C		ECR-10-018652	10SEP10	JS	MQW

**RECOMMENDED PCB-HOLE LAY-OUT COMPONENT SIDE SHOWN**



**CONTACT LAYOUT**

	a	b	c	d	e
1	1	1	1	1	1
2	1	1	1	1	1
3	1	1	1	1	1
4	1	1	1	1	1
5	1	1	1	1	1
6	1	1	1	1	1
7	1	1	1	1	1
8	1	1	1	1	1
9	1	1	1	1	1
10	1	1	1	1	1
11	1	1	1	1	1
12	1	1	1	1	1
13	1	1	1	1	1
14	1	1	1	1	1
15	1	1	1	1	1
16	1	1	1	1	1
17	1	1	1	1	1
18	1	1	1	1	1
19	1	1	1	1	1
20	1	1	1	1	1
21	1	1	1	1	1
22	1	1	1	1	1

- NOTES:**
- 1 MATERIAL HOUSING : GREY GLASSFILLED POLYESTER  
UL-RATING Vø  
CONTACT : PHOSPHORBRONZE
  - 2 GENERAL PLATING SPECIFICATION: UNDERPLATING (ENTIRE CONTACT): 1,27µm NICKEL MIN. AND ACTION PIN: 0,5µm TIN MIN. FOR PLATING OF MATING SURFACES SEE APPLICABLE SPECIFICATION REFERENCE FOR EACH DASH NUMBER.
  - 3 CONFORMS TO ALL TESTING ACCORDING IEC 61076-4-101 PERFORMANCE LEVEL 2.
  - 4 CONFORMS TO ALL TESTING ACCORDING IEC 61076-4-101 PERFORMANCE LEVEL 1.
  - 5 CONNECTOR TESTED AND QUALIFIED AGAINST TELCORDIA GR-1217-CORE QUALITY LEVEL III, CENTRAL OFFICE APPLICATIONS.
  - 6 CONNECTOR TESTED AND QUALIFIED AGAINST TELCORDIA GR-1217-CORE QUALITY LEVEL III, UNCONTROLLED ENVIRONMENT APPLICATIONS.
  - 7 CONNECTOR LUBRICATED WITH TELCORDIA GR-1217-CORE APPROVED LUBRICANT.
  - 8 CONNECTOR MARKED WITH PARTNUMBER AND DATECODE
  - 9 PLATED-THROUGH HOLES AT 2x2mm SQUARE GRID.
  - 10 OBSOLETE PARTS: OBSOLETE CIS STREAMLINING PER D.RENAUD/D.SINISI

OBSOLETE	Y	6	4-5352131-9
	Y	5	5352131-9
	N	4	5352131-4
	N	3	5352131-1
CONSERVATION TREATMENT		CONTACT FINISH	PART NUMBER

THIS DRAWING IS A CONTROLLED DOCUMENT.		DWN K.N.KIRAN 20AUG2004	Tyco Electronics Corporation 's-Hertogenbosch,5222AR-32	
DIMENSIONS: mm		CHK B.MOOIJ 23DEC2004	NAME Z-PACK 2mm HM TYPE B22 110 POS. RIGHT ANGLE MALE CONNECTOR ASSEMBLY	
TOLERANCES UNLESS OTHERWISE SPECIFIED: ±0.2		APVD B.MOOIJ 23DEC2004	DRAWING NO C=5352131	
MATERIAL		PRODUCT SPEC 108-19082	SIZE A2	RESTRICTED TO
FINISH		APPLICATION SPEC 114-19029	CAGE CODE 00779	SCALE 5:1
		WEIGHT	SHEET 1 OF 1	REV C
		CUSTOMER DRAWING		

# Mouser Electronics

Authorized Distributor

Click to View Pricing, Inventory, Delivery & Lifecycle Information:

[TE Connectivity:](#)

[5352131-1](#)