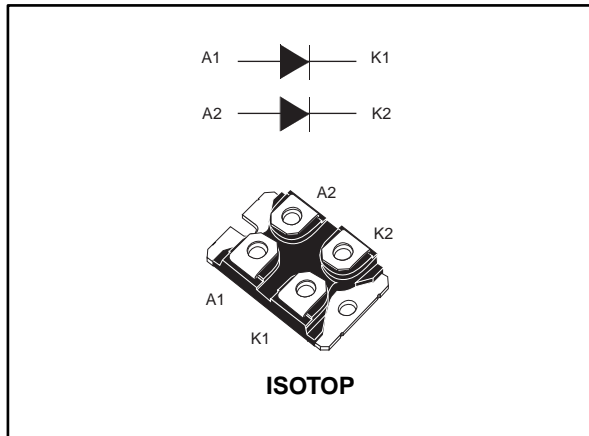


## Turbo 2 ultrafast high voltage rectifier

Datasheet - production data



### Description

This device, which uses ST Turbo 2 600 V technology, is especially suited for use in switching power supplies and industrial applications, like rectification and freewheeling diodes.

Table 1: Device summary

Symbol	Value
$I_{F(AV)}$	up to 2 x 120 A
$V_{RRM}$	600 V
$T_j$ (max.)	150 °C
$V_F$ (typ.)	0.95 V
$t_{rr}$ (max.)	80 ns

### Features

- Ultrafast switching
- Low reverse current
- Low thermal resistance
- Reduces switching and conduction losses
- Insulated package ISOTOP:
  - Insulated voltage: 2500  $V_{RMS}$  sine



TM: ISOTOP is a trademark of STMicroelectronics

# 1 Characteristics

**Table 2: Absolute ratings (limiting values, per diode)**

Symbol	Parameter		Value	Unit
V <sub>RRM</sub>	Repetitive peak reverse voltage		600	V
I <sub>F(RMS)</sub>	Forward rms current		180	A
I <sub>F(AV)</sub>	Average forward current, δ = 0.5	T <sub>c</sub> = 65 °C, per diode	100	A
		T <sub>c</sub> = 35 °C, per diode	120	
I <sub>FSM</sub>	Surge non repetitive forward current	t <sub>p</sub> = 10 ms sinusoidal	800	A
T <sub>stg</sub>	Storage temperature range		-55 to +150	°C
T <sub>j</sub>	Maximum operating junction temperature		150	°C

**Table 3: Thermal parameters**

Symbol	Parameter		Maximum values	Unit
R <sub>th(j-c)</sub>	Junction to case	Per diode	0.60	°C/W
		Total	0.35	
R <sub>th(c)</sub>	Coupling		0.1	

When the diodes 1 and 2 are used simultaneously:

$$\Delta T_j (\text{diode1}) = P_{(\text{diode1})} \times R_{\text{th(j-c)}} (\text{per diode}) + P_{(\text{diode2})} \times R_{\text{th(c)}}$$

**Table 4: Static electrical characteristics**

Symbol	Parameter	Test conditions		Min.	Typ.	Max.	Unit
I <sub>R</sub> <sup>(1)</sup>	Reverse leakage current	T <sub>j</sub> = 25 °C	V <sub>R</sub> = V <sub>RRM</sub>	-		100	µA
		T <sub>j</sub> = 125 °C		-	100	1000	
V <sub>F</sub> <sup>(2)</sup>	Forward voltage drop	T <sub>j</sub> = 25 °C	I <sub>F</sub> = 100 A	-		1.55	V
		T <sub>j</sub> = 150 °C		-	0.95	1.20	

**Notes:**

(1)Pulse test: t<sub>p</sub> = 5 ms, δ < 2%

(2)Pulse test: t<sub>p</sub> = 380 µs, δ < 2%

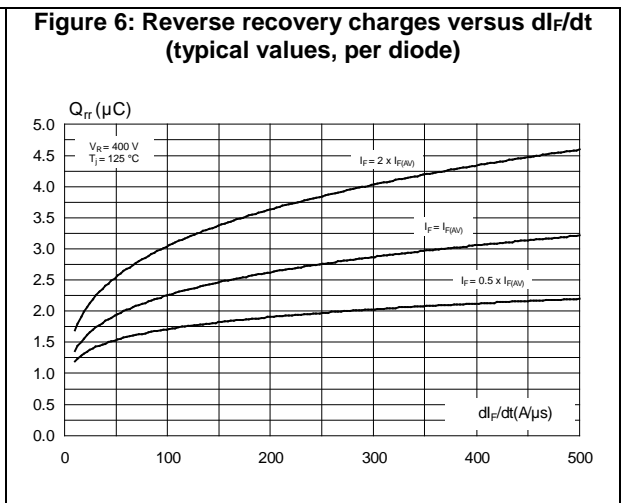
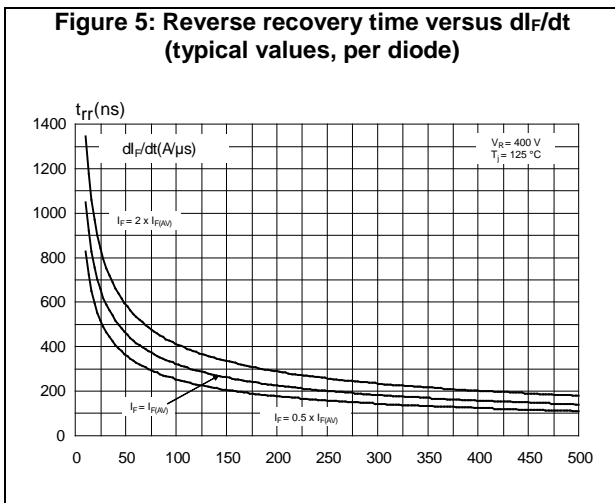
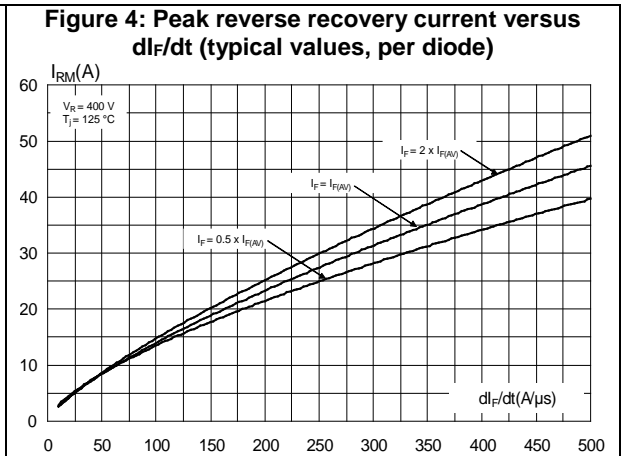
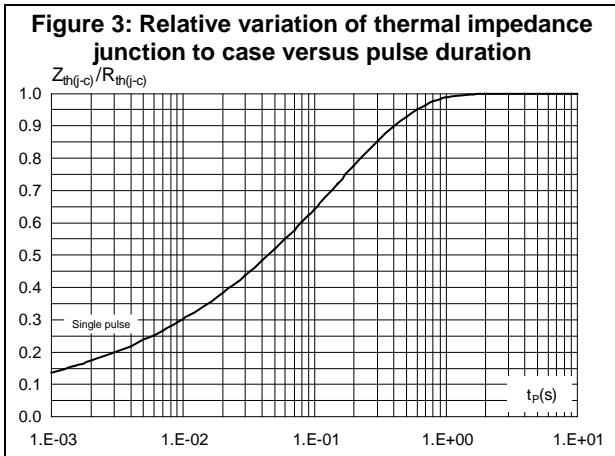
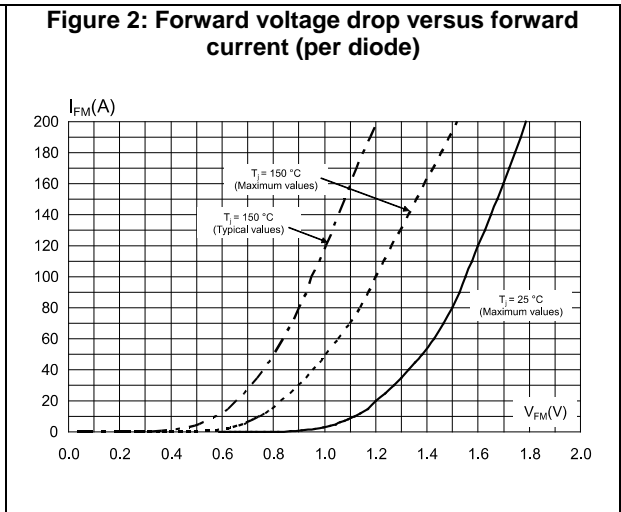
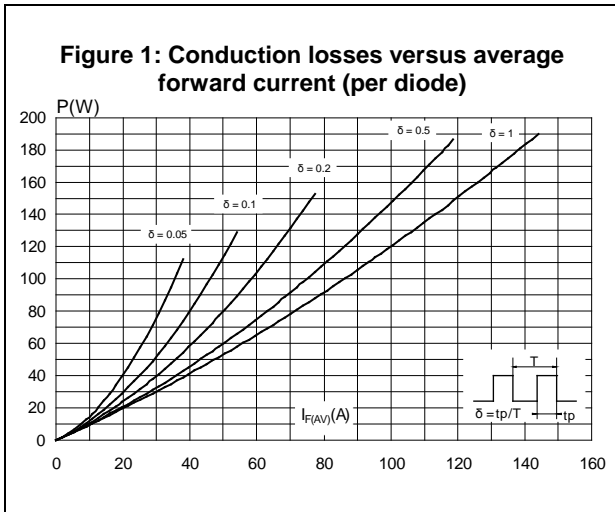
To evaluate the maximum conduction losses, use the following equation:

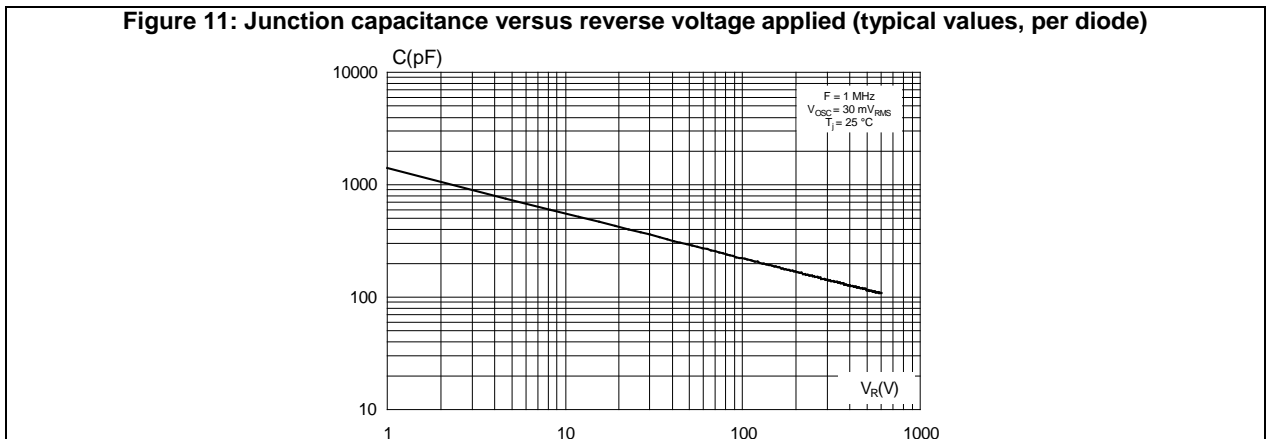
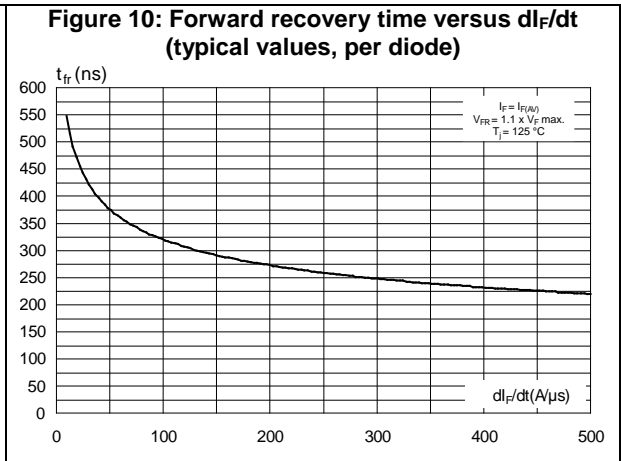
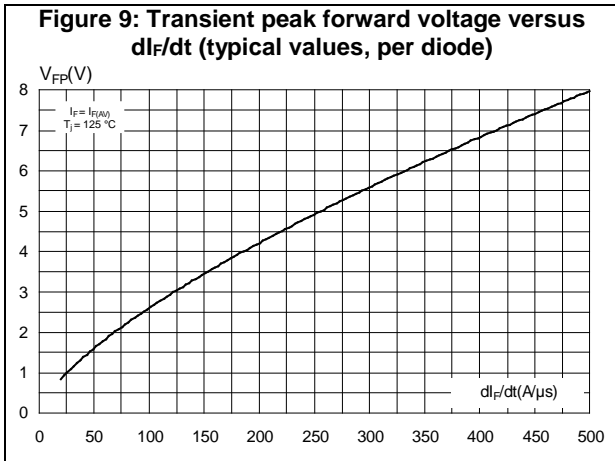
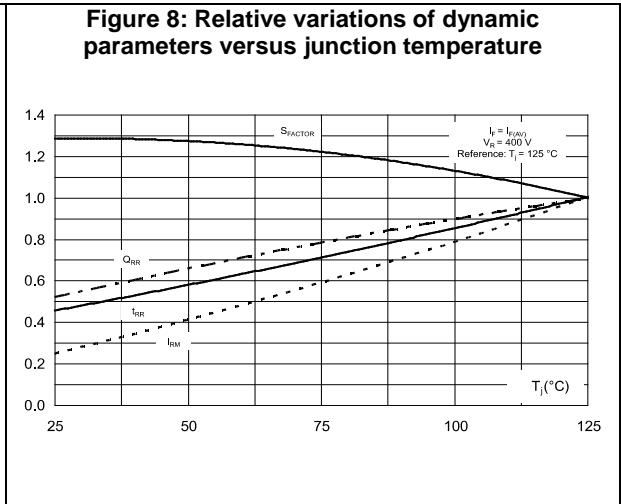
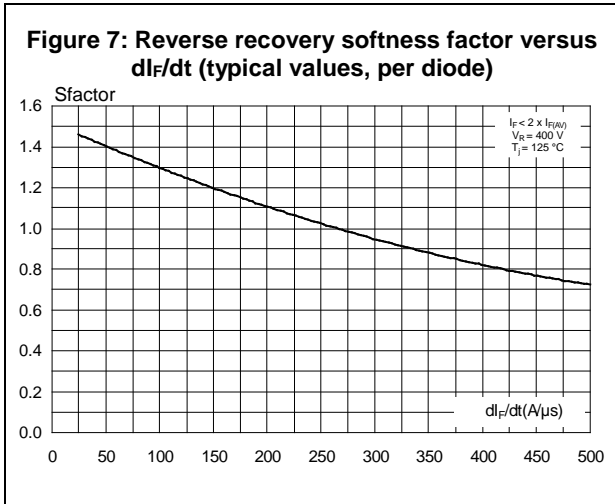
$$P = 0.93 \times I_{F(AV)} + 0.0027 \times I_{F(RMS)}^2$$

Table 5: Dynamic characteristics (per diode)

Symbol	Parameter	Test conditions		Min.	Typ.	Max.	Unit
$t_{rr}$	Reverse recovery time	$T_j = 25\text{ °C}$	$I_F = 0.5\text{ A}$ , $I_{rr} = 0.25\text{ A}$ , $I_R = 1\text{ A}$	-		80	ns
			$I_F = 1\text{ A}$ , $dI_F/dt = 50\text{ A}/\mu\text{s}$ , $V_R = 30\text{ V}$	-	85	120	
$I_{RM}$	Reverse recovery current	$T_j = 125\text{ °C}$	$I_F = 100\text{ A}$ , $dI_F/dt = 400\text{ A}/\mu\text{s}$ , $dI_F/dt = 100\text{ A}/\mu\text{s}$	-	15	20	A
$t_{fr}$	Forward recovery time	$T_j = 25\text{ °C}$	$I_F = 100\text{ A}$ , $dI_F/dt = 200\text{ A}/\mu\text{s}$ $V_{FR} = 1.1 \times V_{Fmax}$	-		700	ns
$V_{FP}$	Forward recovery voltage	$T_j = 25\text{ °C}$	$I_F = 100\text{ A}$ , $dI_F/dt = 200\text{ A}/\mu\text{s}$ $V_{FR} = 1.1 \times V_{Fmax}$	-	3.4		V

# 1.1 Characteristics (curves)





## 2 Package information

In order to meet environmental requirements, ST offers these devices in different grades of ECOPACK® packages, depending on their level of environmental compliance. ECOPACK® specifications, grade definitions and product status are available at: [www.st.com](http://www.st.com). ECOPACK® is an ST trademark.

- Epoxy meets UL94, V0
- Cooling method: by conduction (C)
- Recommended torque value: 1.3 N·m
- Maximum torque value: 1.5 N·m

STMicroelectronics strongly recommends the use of the screws delivered with this product.

The use of any other screws is entirely at the user's own risk and will invalidate the warranty.

## 2.1 ISOTOP package information

Figure 12: ISOTOP package outline

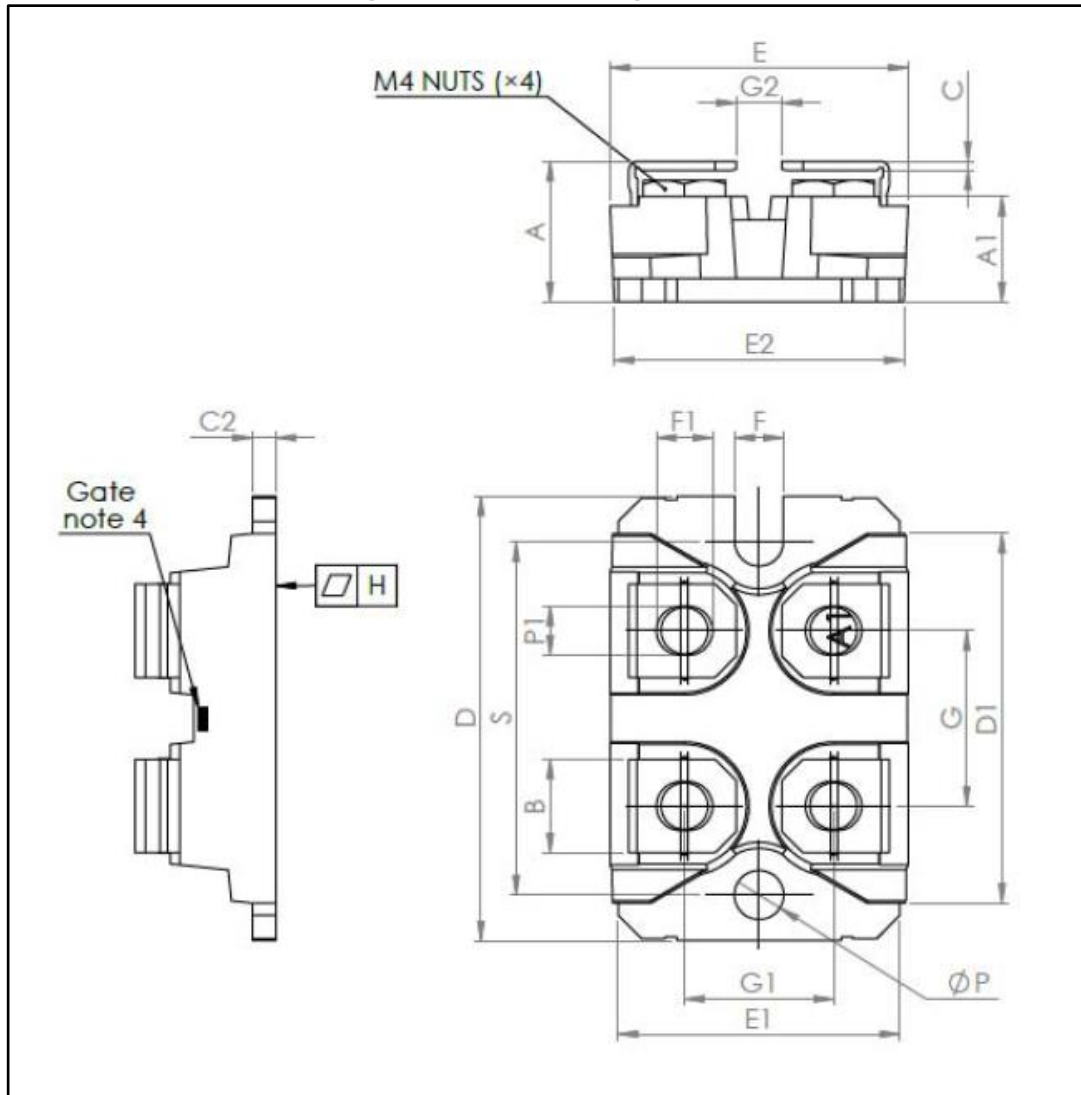


Table 6: ISOTOP package mechanical data

Ref.	Dimensions			
	Millimeters		Inches	
	Min.	Max.	Min.	Max.
A	11.80	12.20	0.460	0.480
A1	8.90	9.10	0.350	0.358
B	7.80	8.20	0.307	0.323
C	0.75	0.85	0.030	0.033
C2	1.95	2.05	0.077	0.081
D	37.80	38.20	1.488	1.504
D1	31.50	31.70	1.240	1.248
E	25.15	25.50	0.990	1.004
E1	23.85	24.15	0.939	0.951
E2	24.80		0.976	
G	14.90	15.10	0.587	0.594
G1	12.60	12.80	0.496	0.504
G2	3.50	4.30	0.138	0.169
F	4.10	4.30	0.161	0.169
F1	4.60	5	0.181	0.197
H	-0.05	0.1	-0.002	0.004
Diam P	4	4.30	0.157	0.69
P1	4	4.30	0.157	0.69
S	30.10	30.30	1.185	1.193



### 3 Ordering information

Table 7: Ordering information

Order code	Marking	Package	Weight	Base qty.	Delivery mode
STTH200L06TV1	STTH200L06TV1	ISOTOP	27 g (without screws)	10 (with screws)	Tube

### 4 Revision history

Table 8: Document revision history

Date	Revision	Changes
07-Sep-2004	1	First issue.
05-Sep-2011	2	Updated <i>Figure 6</i> .
06-Nov-2017	3	Updated <a href="#">Section "Features"</a> and <a href="#">Section 2.1: "ISOTOP package information"</a> .

**IMPORTANT NOTICE – PLEASE READ CAREFULLY**

STMicroelectronics NV and its subsidiaries ("ST") reserve the right to make changes, corrections, enhancements, modifications, and improvements to ST products and/or to this document at any time without notice. Purchasers should obtain the latest relevant information on ST products before placing orders. ST products are sold pursuant to ST's terms and conditions of sale in place at the time of order acknowledgement.

Purchasers are solely responsible for the choice, selection, and use of ST products and ST assumes no liability for application assistance or the design of Purchasers' products.

No license, express or implied, to any intellectual property right is granted by ST herein.

Resale of ST products with provisions different from the information set forth herein shall void any warranty granted by ST for such product.

ST and the ST logo are trademarks of ST. All other product or service names are the property of their respective owners.

Information in this document supersedes and replaces information previously supplied in any prior versions of this document.

© 2017 STMicroelectronics – All rights reserved

# Mouser Electronics

Authorized Distributor

Click to View Pricing, Inventory, Delivery & Lifecycle Information:

[STMicroelectronics:](#)

[STTH200L06TV1](#)