

4

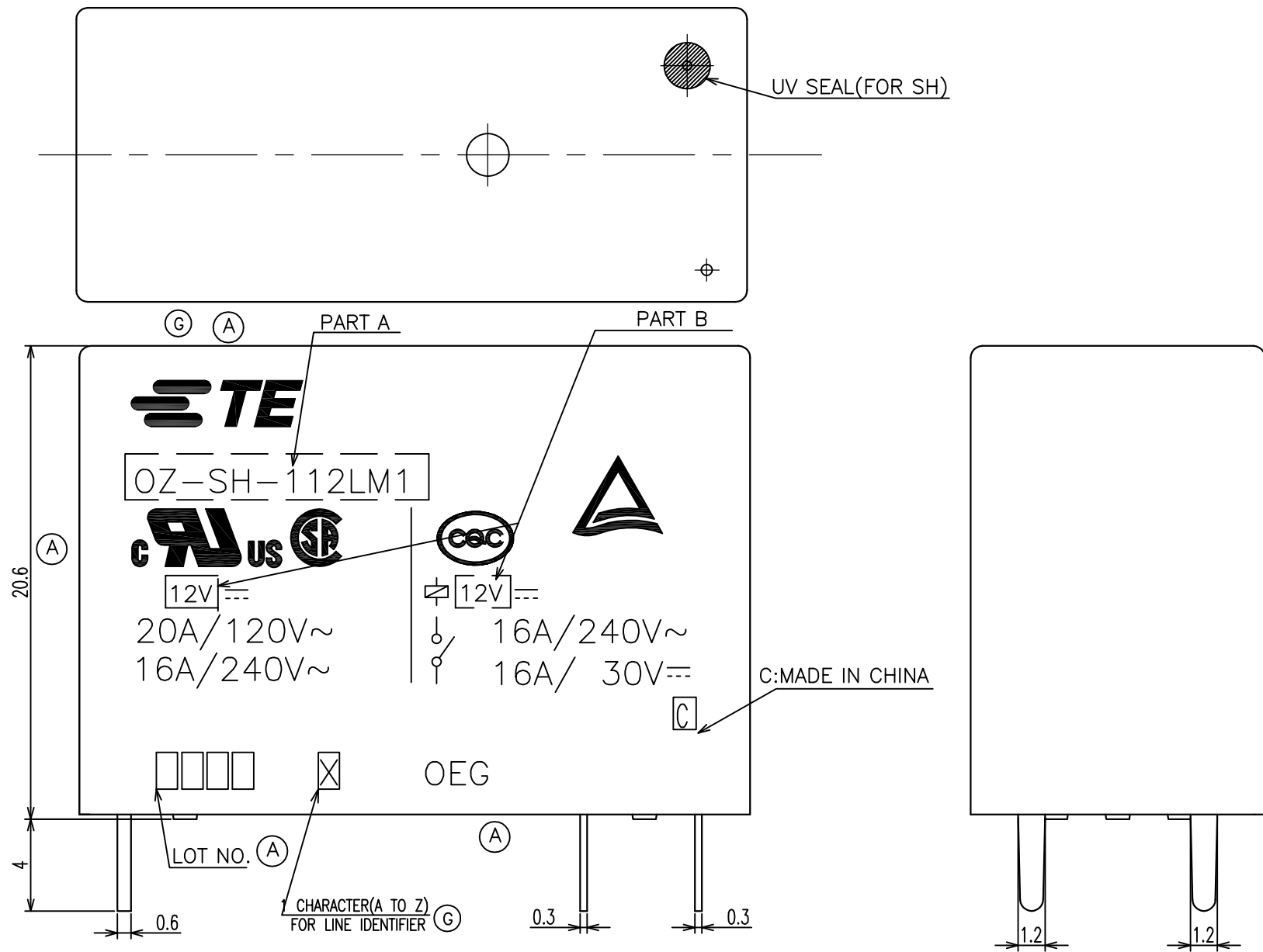
3

2

1

THIS DRAWING IS UNPUBLISHED. RELEASED FOR PUBLICATION
 © COPYRIGHT - By - ALL RIGHTS RESERVED.

LOC	DIST	REVISIONS			
P	LTR	DESCRIPTION	DATE	DWN	APVD
HB	-	H REVISE ONLY	ECO-13-015347	16-DEC-13	XL,Y B,F



NOTES:
 1. TERMINAL DIMENSION IS NOT INCLUDING SOLDER TIP.
 2. LOT NO. SYSTEM AS FOLLOING:
 0 8 2 5
 WEEK
 YEAR

3. GENERAL TOLERANCE AS FOLLOING:

TOLERANCE	
0~0.99mm	±0.1
1mm~2.99mm	±0.2
3mm MIN.	±0.3

④ 4. FOR THE TIN-PLATING OF THE PINS:
 +0.1mm FOR WIDTH, THICKNESS AND DIAMETER.
 +0.5mm FOR LENGTH.

THIS DRAWING IS A CONTROLLED DOCUMENT.		DWN SHIMING.CHEN		TE Connectivity	
DIMENSIONS: mm		CHK WAYNE.PENG			
TOLERANCES UNLESS OTHERWISE SPECIFIED:		APVD FUNAYAMA.NAOYA		NAME	
0 PLC ±- 1 PLC ±- 2 PLC ±- 3 PLC ±- 4 PLC ±- ANGLES ±-		PRODUCT SPEC		OZ-1M CUSTOMER DRAWING	
MATERIAL		FINISH		APPLICATION SPEC	
-		-		RESTRICTED TO	
		WEIGHT		SIZE CAGE CODE DRAWING NO	
		-		A3 00779 C=1440002-5	
CUSTOMER DRAWING		SCALE 4:1		SHEET 1 OF 2 REV H	

THIS DRAWING IS UNPUBLISHED.

RELEASED FOR PUBLICATION

© COPYRIGHT - By -

ALL RIGHTS RESERVED.

LOC

DIST

REVISIONS

HB

P

LTR

DESCRIPTION

DATE

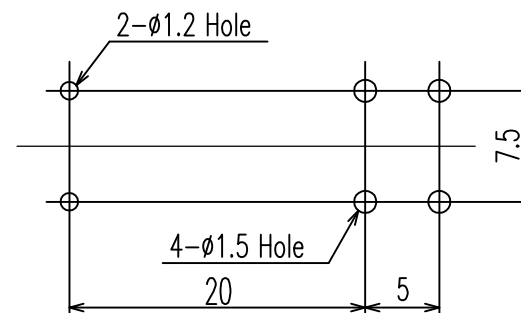
DWN

APVD

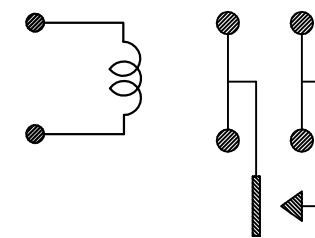
(F1)	1-1461250-4	OZ-SH-112DM1	12V	OZ-SH-112DM1	y
	1-1461250-9	OZ-SH-148LM1	48V	OZ-SH-148LM1	x
	1-1461250-7	OZ-SH-148DM1	48V	OZ-SH-148DM1	w
	1-1461250-5	OZ-SH-124LM1	24V	OZ-SH-124LM1	v
	1-1461250-3	OZ-SH-109LM1	9V	OZ-SH-109LM1	u
	1-1461250-1	OZ-SH-109DM1	9V	OZ-SH-109DM1	t
	0-1461250-9	OZ-SH-106LM1	6V	OZ-SH-106LM1	s
	0-1461250-7	OZ-SH-106DM1	6V	OZ-SH-106DM1	r
	0-1461250-4	OZ-SH-105DM1	5V	OZ-SH-105DM1	q
	0-1-1440002-0	OZ-SH-124DM1	24V	OZ-SH-124DM1	p
	0-1440002-8	OZ-SH-112LM1	12V	OZ-SH-112LM1	o
	0-1440002-5	OZ-SH-105LM1	5V	OZ-SH-105LM1	n
	7-1440009-5	OZ-SS-103LM1	3V	OZ-SS-103LM1	m
	0-1461355-1	OZ-SS-118DM1	18V	OZ-SS-118DM1	l
	0-1461251-5	OZ-SS-105DM1	5V	OZ-SS-105DM1	k
	0-1461251-4	OZ-SS-109DM1	9V	OZ-SS-109DM1	j
	0-1461251-3	OZ-SS-105LM1	5V	OZ-SS-105LM1	i
	3-1440002-0	OZ-SS-148DM1	48V	OZ-SS-148DM1	h
	2-1440002-9	OZ-SS-124LM1	24V	OZ-SS-124LM1	g
	2-1440002-6	OZ-SS-124DM1	24V	OZ-SS-124DM1	f
	2-1440002-4	OZ-SS-112LM1	12V	OZ-SS-112LM1	e
	2-1440002-2	OZ-SS-112DM1	12V	OZ-SS-112DM1	d
	2-1440002-0	OZ-SS-109LM1	9V	OZ-SS-109LM1	c
	1-1440002-7	OZ-SS-106LM1	6V	OZ-SS-106LM1	b
	1-1440002-5	OZ-SS-106DM1	6V	OZ-SS-106DM1	a
	PART NO	DESCRIPTION	PART B	PART A	ITEM

RELAY TYPE

DRILLING DIAGRAM (BOTTOM VIEW)



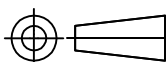
CIRCUIT DIAGRAM(2/1) (BOTTOM VIEW)



		UV RESIN	UV SEAL	16
		EPOXY RESIN	SEAL	15
		Cu ALLOY	HINGE SPRING	14
		PBT	CASE	13
		MW79	MAGNETIC WIRE	12
UL94V-0		PET	BASE	11
UL94HB		PBT	BOBBIN	10
	SOLDER DIP	Cu ALLOY	COIL TERMINAL	9
UL94V-0		PPS	CARD	8
		Ag ALLOY	MOVABLE CONTACT	7
		Ag ALLOY	STATIONARY CONTACT	6
	SOLDER DIP	Cu ALLOY	MOVABLE SPRING	5
	SOLDER DIP	Cu ALLOY	NO-TERMINAL	4
	Ni PLATED	STEEL	CORE	3
	Ni PLATED	STEEL	ARMATURE	2
	Ni PLATED	STEEL	YOKE	1
INCOMBUSTIBILITY	TREATMENT	MATERIAL	DESCRIPTION	ITEM

THIS DRAWING IS A CONTROLLED DOCUMENT.

DIMENSIONS: mm



TOLERANCES UNLESS OTHERWISE SPECIFIED:

0 PLC	± -
1 PLC	± -
2 PLC	± -
3 PLC	± -
4 PLC	± -
ANGLES	± -

MATERIAL

FINISH

DWN

CHK

APVD

PRODUCT SPEC

APPLICATION SPEC

WEIGHT

CUSTOMER DRAWING

STE TE Connectivity

NAME

OZ-1M CUSTOMER DRAWING

SIZE

CAGE CODE

DRAWING NO

RESTRICTED TO

A3

00779

C=1440002-5

SCALE 4:1

SHEET 2 OF 2

REV H

Mouser Electronics

Authorized Distributor

Click to View Pricing, Inventory, Delivery & Lifecycle Information:

[TE Connectivity:](#)

[OZ-SH-112LM1,294](#)