


### Piano type models available in Half-pitch.

- Gold-plated twin contacts will ensure high reliability.
- Embossed tapping models available for automatic mounting. (small reel also available)
- Temperature-resistant resin allows at peak reflow temperatures of 260 °C.



RoHS Compliant

### ■ List of Models

Type and color of actuator	Standard (white)					
	Tube packaging	Embossed tapping				
		Standard reel		Small reel		
No. of poles	Quantity per tube		Quantity per reel		Quantity per reel	
2	125	<b>A6HR-2104</b>	1,000	<b>A6HR-2104-P</b>	500	<b>A6HR-2104-PM</b>
4	70	<b>A6HR-4104</b>		<b>A6HR-4104-P</b>		<b>A6HR-4104-PM</b>
6	50	<b>A6HR-6104</b>		<b>A6HR-6104-P</b>		<b>A6HR-6104-PM</b>
8	40	<b>A6HR-8104</b>		<b>A6HR-8104-P</b>		<b>A6HR-8104-PM</b>
10	30	<b>A6HR-0104</b>		<b>A6HR-0104-P</b>		<b>A6HR-0104-PM</b>

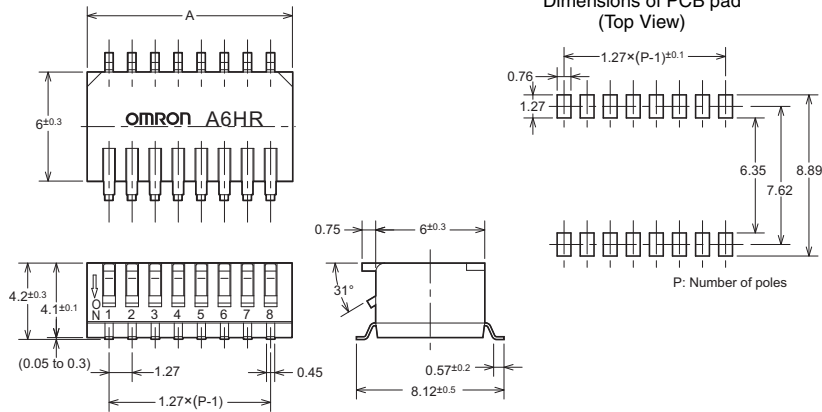
Note: Order in multiples of the package quantity.

### ■ Ratings/Characteristics

<b>Rating (resistive load)</b>	25 mA at 24 VDC 10 μA (minimum current) at 3.5 VDC	
<b>Ambient operating temperature</b>	-30 to +85 °C at 60% max. (with no icing or condensation)	
<b>Ambient operating humidity</b>	35% to 95% (at +5 to +35 °C)	
<b>Insulation resistance</b>	100 MΩ min. (at 100 VDC with insulation tester)	
<b>Contact resistance (initial value)</b>	200 mΩ max.	
<b>Dielectric strength</b>	<b>Between terminals</b>	300 VAC for 1 min
<b>Vibration resistance</b>	<b>Malfunction</b>	10 to 55 Hz, 1.5-mm double amplitude
<b>Shock resistance</b>	<b>Malfunction</b>	490 m/s <sup>2</sup> min.
<b>Durability</b>	<b>Electrical</b>	1,000 operations min.
<b>Washing</b>	Not possible	
<b>Degree of protection</b>	IEC IP40	
<b>Operating force (OFF to ON)</b>	0.29 to 4.9 N {30 to 500 gf} (2.45N {250 gf} max. ON to OFF)	
<b>Weight</b>	0.13g (2 poles) 0.22g (4 poles) 0.3g (6 poles) 0.4g (8 poles) 0.48g (10 poles)	

■ Dimensions (Unit: mm)

Standard  
 A6HR-□104  
 A6HR-□104-P  
 A6HR-□104-PM

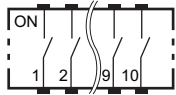


No. of poles	Models	A
2	A6HR-2104	3.67
4	A6HR-4104	6.21
6	A6HR-6104	8.75
8	A6HR-8104	11.29
10	A6HR-0104	13.83

**Note:** Unless otherwise specified, a tolerance of  $\pm 0.4$  mm applies to all dimensions.

■ Internal Connections

Contact Form (Top View)



■ Precautions

Be sure to read the Safety precautions common to all DIP Switches for correct use.

- Application examples provided in this document are for reference only. In actual applications, confirm equipment functions and safety before using the product.
- Consult your OMRON representative before using the product under conditions which are not described in the manual or applying the product to nuclear control systems, railroad systems, aviation systems, vehicles, combustion systems, medical equipment, amusement machines, safety equipment, and other systems or equipment that may have a serious influence on lives and property if used improperly. Make sure that the ratings and performance characteristics of the product provide a margin of safety for the system or equipment, and be sure to provide the system or equipment with double safety mechanisms.

**Note: Do not use this document to operate the Unit.**

**OMRON Corporation**  
 Electronic and Mechanical Components Company

Contact: [www.omron.com/ecb](http://www.omron.com/ecb)

Cat. No. A191-E1-05  
 1014(0207)(O)

# Mouser Electronics

Authorized Distributor

Click to View Pricing, Inventory, Delivery & Lifecycle Information:

[Omron:](#)

[A6HR-0104](#) [A6HR-0104-P](#) [A6HR-0104-PM](#) [A6HR-2104](#) [A6HR-2104-P](#) [A6HR-2104-PM](#) [A6HR-4104-P](#) [A6HR-4104-PM](#) [A6HR-6104-P](#) [A6HR-6104-PM](#) [A6HR-8104-P](#) [A6HR-8104-PM](#) [A6HR-4104](#) [A6HR-6104](#) [A6HR-8104](#)