

5

4

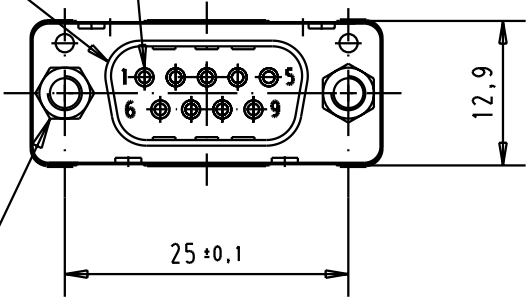
3

2

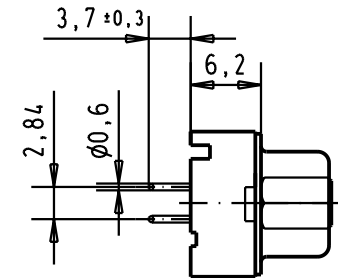
1

Mating face according to MIL-C-24308 / DIN 41 652 / CECC 75301-802

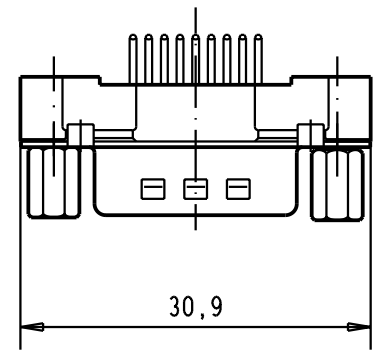
No. 1 contact



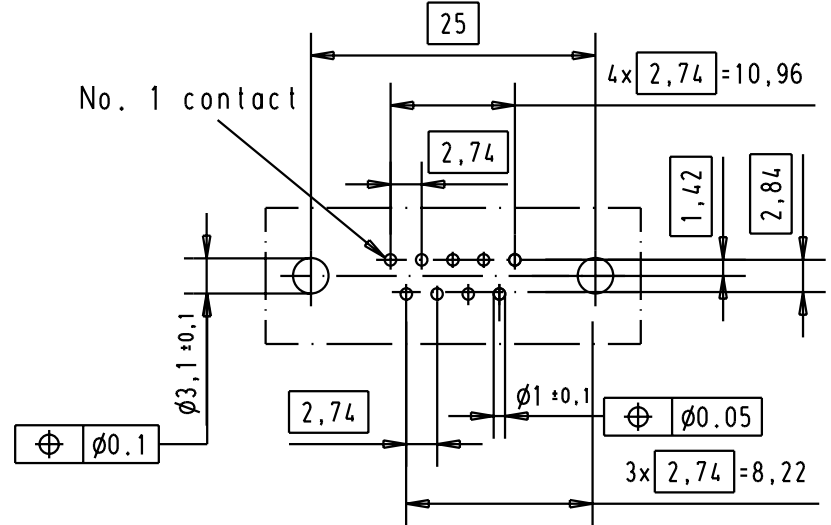
screw locks 4-40 UNC



Printed board layout (1.6 ± 0.2 thick)
View component side
(PCB plating = Tin)



No. 1 contact

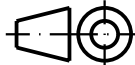



D

C

B

A

						Det.	Name	 All Dim. in mm Orig. Size DIN A 4	D-Sub male straight 9 poles with solder pins and nuts and fitted screw locks 4-40UNC	Moßstab/ Scale
						5/03/03	S.H.			1,5:1
						Insp.				
09 66 121 6703	4-40 UNC	2				Stand.		TB 09 66 121 X703 Sub.	Blatt / Page 1 /	
09 66 121 7703	4-40 UNC	3				HARTING EURL F-95972 Paris				
09 66 121 5703	4-40 UNC	0,76 µm Au	31399	5/03/03	S.H.					
Part number	nut thread	Performance level	Mod.	Det.	Name					

Mouser Electronics

Authorized Distributor

Click to View Pricing, Inventory, Delivery & Lifecycle Information:

[HARTING:](#)

[09661216703](#) [09661217703](#)