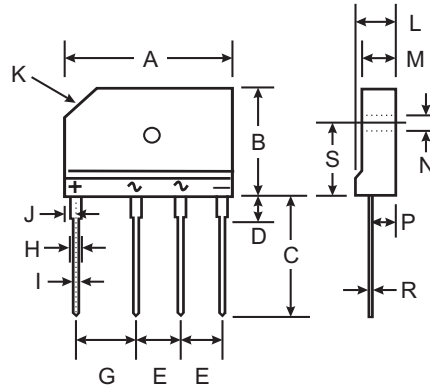


### Features

- Glass Passivated Die Construction
- High Case Dielectric Strength of 1500V<sub>RMS</sub>
- Low Reverse Leakage Current
- Surge Overload Rating to 240A Peak
- Ideal for Printed Circuit Board Applications
- UL Listed Under Recognized Component Index, File Number E94661
- **Lead Free Finish/RoHS Compliant (Note 4)**

### Mechanical Data

- Case: GBJ
- Case Material: Molded Plastic. UL Flammability Classification Rating 94V-0
- Moisture Sensitivity: Level 1 per J-STD-020C
- Terminals: Plated Leads, Solderable per MIL-STD-202, Method 208 (E3)
- Lead Free Plating (Tin Finish).
- Polarity: Molded on Body
- Mounting: Through Hole for #6 Screw
- Mounting Torque: 5.0 in-lbs Maximum
- Marking: Type Number
- Weight: 6.6 grams (approximate)



GBJ		
Dim	Min	Max
A	29.70	30.30
B	19.70	20.30
C	17.00	18.00
D	3.80	4.20
E	7.30	7.70
G	9.80	10.20
H	2.00	2.40
I	0.90	1.10
J	2.30	2.70
K	3.0 X 45°	
L	4.40	4.80
M	3.40	3.80
N	3.10	3.40
P	2.50	2.90
R	0.60	0.80
S	10.80	11.20
<b>All Dimensions in mm</b>		

### Maximum Ratings and Electrical Characteristics @ T<sub>A</sub> = 25°C unless otherwise specified

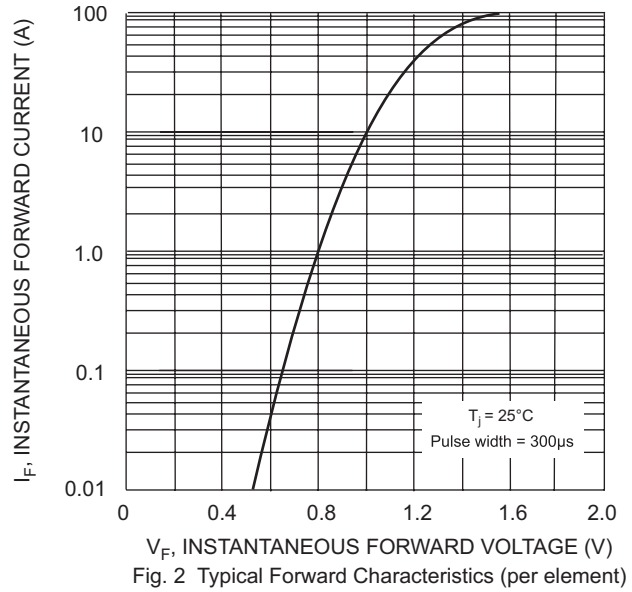
Single phase, 60Hz, resistive or inductive load.  
For capacitive load, derate current by 20%.

Characteristic	Symbol	GBJ 20005	GBJ 2001	GBJ 2002	GBJ 2004	GBJ 2006	GBJ 2008	GBJ 2010	Unit
Peak Repetitive Reverse Voltage Working Peak Reverse Voltage DC Blocking Voltage	V <sub>RRM</sub> V <sub>RWM</sub> V <sub>R</sub>	50	100	200	400	600	800	1000	V
RMS Reverse Voltage	V <sub>R(RMS)</sub>	35	70	140	280	420	560	700	V
Average Forward Rectified Output Current @ T <sub>C</sub> = 110°C	I <sub>O</sub>	20							A
Non-Repetitive Peak Forward Surge Current, 8.3 ms single half-sine-wave superimposed on rated load	I <sub>FSM</sub>	240							A
Forward Voltage per element @ I <sub>F</sub> = 10A	V <sub>FM</sub>	1.05							V
Peak Reverse Current @ T <sub>A</sub> = 25°C at Rated DC Blocking Voltage @ T <sub>C</sub> = 125°C	I <sub>R</sub>	10 500							μA
I <sup>2</sup> t Rating for Fusing (t < 8.3 ms) (Note 1)	I <sup>2</sup> t	240							A <sup>2</sup> s
Typical Total Capacitance per Element (Note 2)	C <sub>T</sub>	60							pF
Typical Thermal Resistance Junction to Case (Note 3)	R <sub>θJC</sub>	0.8							°C/W
Operating and Storage Temperature Range	T <sub>j</sub> , T <sub>STG</sub>	-55 to +150							°C

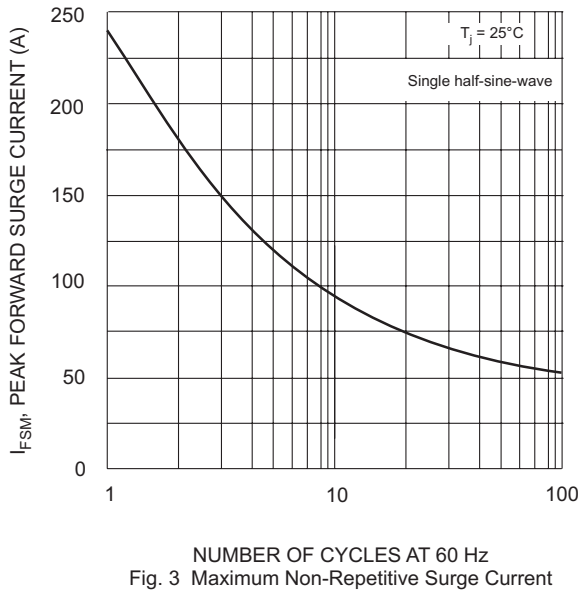
- Notes:
1. Non-repetitive, for t > 1ms and < 8.3 ms.
  2. Measured at 1.0 MHz and applied reverse voltage of 4.0V DC.
  3. Unit mounted on 300 x 300 x 1.6mm Cu plate heat sink.
  4. RoHS revision 13.2.2003. Glass and High Temperature Solder Exemptions Applied, see *EU Directive Annex Notes 5 and 7*.



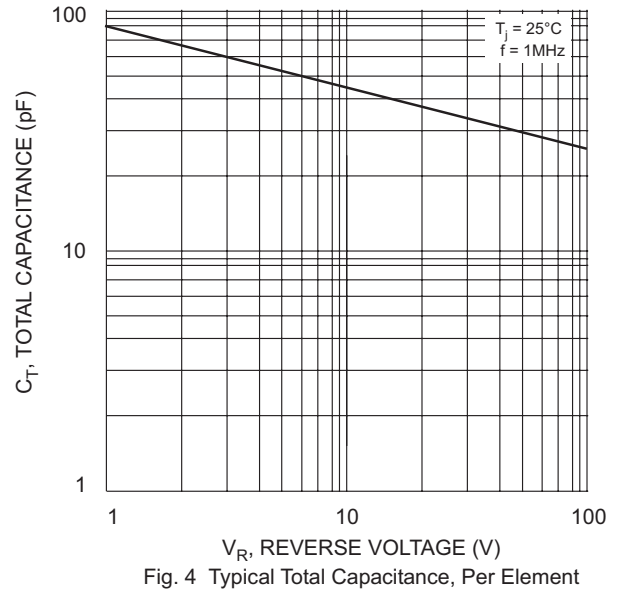
$T_C$ , CASE TEMPERATURE ( $^{\circ}C$ )  
Fig. 1 Forward Current Derating Curve



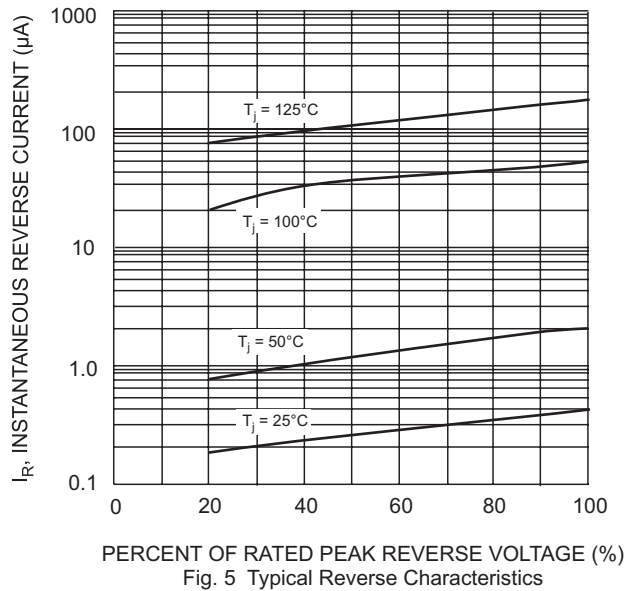
$V_F$ , INSTANTANEOUS FORWARD VOLTAGE (V)  
Fig. 2 Typical Forward Characteristics (per element)



NUMBER OF CYCLES AT 60 Hz  
Fig. 3 Maximum Non-Repetitive Surge Current



$V_R$ , REVERSE VOLTAGE (V)  
Fig. 4 Typical Total Capacitance, Per Element



PERCENT OF RATED PEAK REVERSE VOLTAGE (%)  
Fig. 5 Typical Reverse Characteristics

**Ordering Information** (Note 5)

Device	Packaging	Shipping
GBJ20005-F	GBJ	15/Tube
GBJ2001-F	GBJ	15/Tube
GBJ2002-F	GBJ	15/Tube
GBJ2004-F	GBJ	15/Tube
GBJ2006-F	GBJ	15/Tube
GBJ2008-F	GBJ	15/Tube
GBJ2010-F	GBJ	15/Tube

Notes: 5. For packaging details, visit our website at <http://www.diodes.com/datasheets/ap2008.pdf>.

**IMPORTANT NOTICE**

Diodes Incorporated and its subsidiaries reserve the right to make modifications, enhancements, improvements, corrections or other changes without further notice to any product herein. Diodes Incorporated does not assume any liability arising out of the application or use of any product described herein; neither does it convey any license under its patent rights, nor the rights of others. The user of products in such applications shall assume all risks of such use and will agree to hold Diodes Incorporated and all the companies whose products are represented on our website, harmless against all damages.

**LIFE SUPPORT**

Diodes Incorporated products are not authorized for use as critical components in life support devices or systems without the expressed written approval of the President of Diodes Incorporated.

# Mouser Electronics

Authorized Distributor

Click to View Pricing, Inventory, Delivery & Lifecycle Information:

[Diodes Incorporated:](#)

[GBJ2010-F](#) [GBJ2004-F](#) [GBJ20005-F](#) [GBJ2001-F](#) [GBJ2002-F](#) [GBJ2006-F](#) [GBJ2008-F](#)