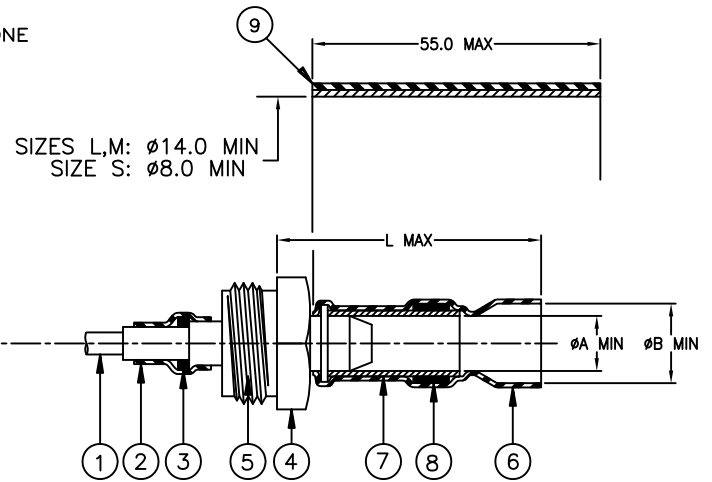
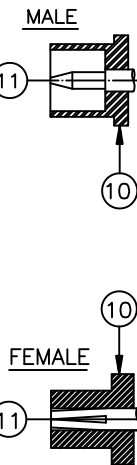


CUSTOMER DRAWING

-XX	DESIGNATION	
00	STRAIGHT PLUG	24.5 MAX
00-H		
01	ANGLE PLUG	33.5 MAX 28.0
01-H		
02	STRAIGHT BULKHEAD JACK	25.4 MAX
03	STRAIGHT JACK	25.4 MAX
04	STRAIGHT PANEL JACK	25.4 MAX 4 X M25 X 0.45
05	STRAIGHT PLUG	24.5 MAX
05-H		

☉ -H PARTS HAVE HEX NUT COUPLING WITH LOCK WIRE HOLES.

SCALE: NONE



FOR EXAMPLE: RTD-50-M-00

	PRODUCT DIMENSIONS			CABLE DIMENSIONS			
-X	L MAX	ØA MIN	ØB MIN	ØD MAX	ØF MAX	ØE	ØG
L	31.0	9.6	12.7	2.45	7.30	4.1/9.5	5.0/12.5
M	31.0	5.1	7.2	1.25	3.00	2.1/5.0	3.5/7.0
S	26.0	3.1	5.7	0.65	1.55	0.9/3.0	1.5/5.5

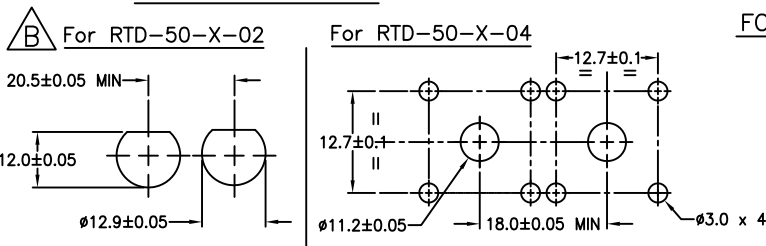
MATERIAL:

- CENTER CONTACT. GOLD PLATED BRASS (MALE) OR GOLD BERYLLIUM COPPER (FEMALE).
- HEAT SHRINKABLE INSULATION SLEEVE, TRANSPARENT BLUE. RADIATION CROSS-LINKED MODIFIED POLYVINYLIDENE FLUORIDE.
- SOLDER PREFORM. Sn63 Pb37 SOLDER ALLOY WITH MILDLY ACTIVATED ROSIN FLUX.
- THREADED TRANSITION PART. SILVER PLATED BRASS.
- INSULATOR. PTFE.
- SOLDERSHIELD DEVICE. TIN PLATED COPPER BRAID WITH ACTIVATED ROSIN FLUX.
- SOLDER PREFORM (ON L AND M SIZE ONLY). Sn63 Pb37 SOLDER ALLOY WITH MILDLY ACTIVATED ROSIN FLUX.
- HEAT SHRINKABLE INSULATION SLEEVE, BLACK. RADIATION CROSS-LINKED MODIFIED POLYOLEFIN WITH ADHESIVE.
- INSULATOR (EXCEPT FOR ANGLE PLUG), PTFE.
- BODY, NICKEL PLATED BRASS.

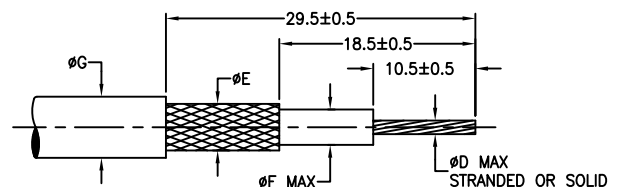
APPLICATION:

- THESE CONTROLLED SOLDERING DEVICES ARE DESIGNED TO CONNECT, WITH A MIL-PRF-39012 TNC INTERMATEABLE PART, A 50Ω SINGLE OR DOUBLE BRAIDED COAXIAL HAVING A:
 - TIN OR SILVER PLATED COPPER OUTER CONDUCTOR.
 - TIN OR SILVER PLATED INNER CONDUCTOR.
 AND INSULATION RATED FOR AT LEAST +85°C.
- TEMPERATURE RANGE:
 - * WITH BLACK SLEEVE: -55°C TO 100°C.
 - * WITHOUT BLACK SLEEVE: -55°C TO 150°C.
- FOR INSTALLATION PROCEDURE AND APPLICATION EQUIPMENT, CONSULT RPIP-683-00.

PANEL THICKNESS: 3.2 MAX



FOR BEST RESULTS, PREPARE THE CABLE AS SHOWN:



Raychem Devices

© 2014 TE Connectivity Ltd. All Rights Reserved



TE Connectivity

Raychem
DEVICES

TITLE:

RF ONE STEP CONNECTOR
50 OHM TNC

UNLESS OTHERWISE SPECIFIED DIMENSIONS ARE IN MILLIMETERS.

TOLERANCES:

0.00 —
0.0 —
0 —

ANGLES:

ROUGHNESS
IN MICRON

TE CONNECTIVITY RESERVES THE RIGHT TO AMEND THIS DRAWING AT ANY TIME. USERS SHOULD EVALUATE THE SUITABILITY OF THE PRODUCT FOR THEIR APPLICATION.

DOCUMENT NO:

RTD-50-Y-XX /-XX-H

ECO NO:
ECO-14-009904

DRAWN:
N. NAGAR

SIZE:
A

SCALE:
1:1

CHECKED:
N. PRZYBYLSKA

DOC. REV:
B

DATE:
30JUN14

SHEET:
1 OF 1

Mouser Electronics

Authorized Distributor

Click to View Pricing, Inventory, Delivery & Lifecycle Information:

[TE Connectivity:](#)

[RTD-50-M-00](#)