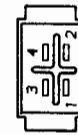
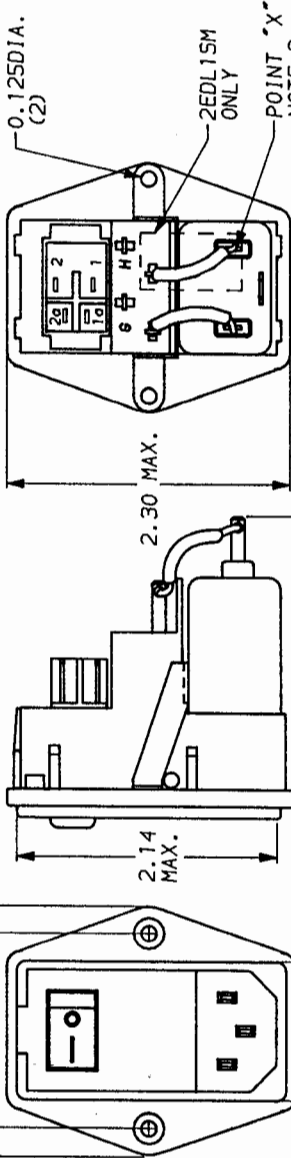
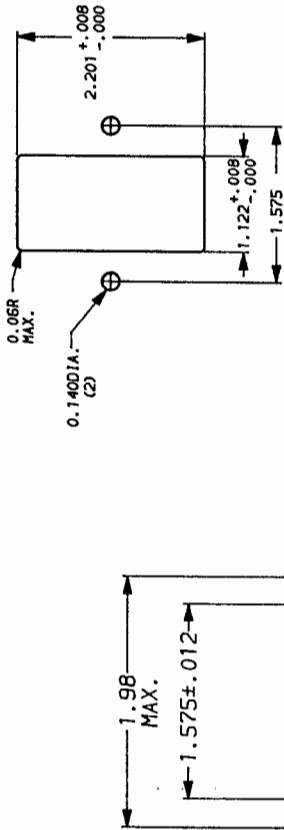
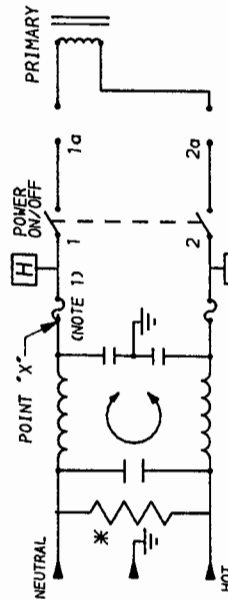


RECOMMENDED PANEL CUTOUT
(NOT TO SCALE)



ALTERNATE SWITCH



NOTE:

- 1.) PROVISION FOR DUAL EUROPEAN STYLE FUSING.
- 2.) 2EDL15 JUMPER FROM POINT X TO 1 AND FROM G TO 2. 2EDL15CM JUMPER FROM H TO 1 AND FROM G TO 2.

*RESISTOR ADDED TO PRODUCT BUILT AFTER 3-30-92 (9212).

APPROVED BY C. Westoby DATE: 4-20-92
REV. 6

SAFETY ORGANIZATION(S):

THIS FILTER HAS BEEN FORMALLY RECOGNIZED, CERTIFIED OR APPROVED BY THE LISTED AGENCY. THEREFORE, ALL TEST/REQUIREMENTS SPECIFIED IN THE LATEST REVISION OF THE FOLLOWING AGENCY STANDARDS HAVE BEEN MET.

- UL RECOGNIZED
- UL 1283
- CSA 22.2, NO. 0.0.4.8
- VDE 565-3, 625
- SEN 432901
- SEV 1055/TP1977/5.1.1

OPERATING SPECIFICATIONS:

- LINE VOLTAGE/CURRENT:
- 2 AMP., 120/250 VAC
- 50-60HZ
- MAX. LEAKAGE CURRENT, EACH LINE TO GROUND
- .25mA @ 120V 50HZ
- .40mA @ 250V 50HZ
- OPERATING AMBIENT TEMP. RANGE:
- 10°C TO +40°C @ RATED CURRENT, I_r
- IN AN AMBIENT, I_a, HIGHER THAN 40°C, THE MAXIMUM OPERATING CURRENT, I_o, IS AS FOLLOWS:

$$I_o = I_r \sqrt{\frac{85 - I_a}{45}}$$

RELIABILITY SPECIFICATIONS:

- STORAGE TEMPERATURE:
- 25°C TO +85°C
- HUMIDITY:
- 21 DAYS @ 40°C 95% RH
- CURRENT OVERLOAD TEST:
- 6 TIMES RATED CURRENT FOR 8 SECONDS

TEST SPECIFICATIONS:

- INDUCTANCE:
- .75mH NOMINAL
- CAPACITANCE: (MEASURED @ 1 KHZ, 0.25 VAC MAX., 25°C ± 1°C)
- LINE TO GROUND:
- .0028µF ± 20%
- LINE TO LINE:
- .047µF ± 20%
- DISCHARGE RESISTOR:
- 1.5 MΩ
- LINE/GROUND AND LINE/LINE INSULATION RESISTANCE (W/O DISCHARGE RESISTOR)
- 6000 MΩ (MIN) AT 100 VDC
- 20°C AND 50% RH

RECOMMENDED RECEIVING INSPECTION HIPOTL:

- 2250 VDC FOR 1 MINUTE
- 1450 VDC FOR 1 MINUTE

FILTER APPROVAL:

THE BEST WAY TO SELECT AND QUALIFY A FILTER IS FOR YOUR ENGINEERING TO TEST THE UNIT IN YOUR EQUIPMENT.

TOLERANCE EXCEPT AS NOTED

DECIMAL: .XXX .XX .X ANGLES ENGLISH: ±.025 ±.1° METRIC: ±

MATERIAL: AS SUPPLIED

FINISH:

This document is proprietary to CORCOM INC. and is not to be reproduced nor used for manufacturing purposes except on CORCOM's order or prior written consent.



LIBERTYVILLE, IL 60048

POWER LINE FILTER

SCALE	DATE	DRG. NO.	REV.
NTS	3-4-87	2EDL15 & 2EDL15M	6
DES. BY	ORIGINATOR		
LJD	CFH		

Mouser Electronics

Authorized Distributor

Click to View Pricing, Inventory, Delivery & Lifecycle Information:

[TE Connectivity:](#)

[4EDL1SCM](#) [4EDL1SC](#) [4EDL4CM](#) [4EDL1S](#) [4EDL4](#) [4EDL4M](#) [4EDL4C](#) [2EDL1S](#) [4EDL1SM](#)