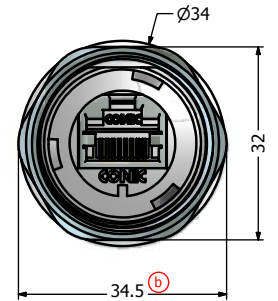
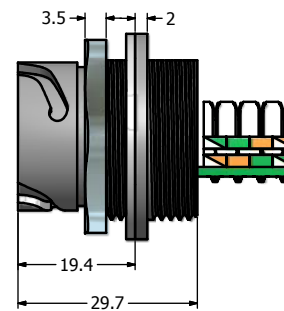
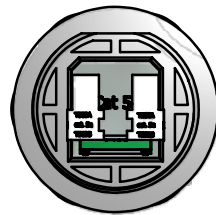
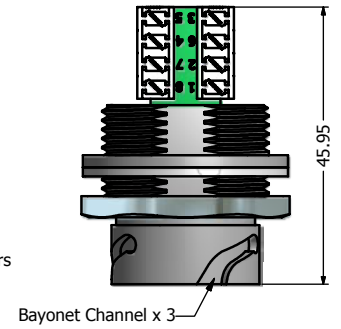


Shielded Cat.5e RJ45 IDC Jack accepts both Solid and Stranded AWG 24 to 26 Wires



Notes:

- Electrical Specifications:
 - Meets EIA/TIA-568-B.2 Cat.5e Specification
 - Contact Resistance: 20mOhm max.
 - Insulation Resistance: 500MOhm min. @ 100 VDC
 - Current Rating: 1.2A max. at 25°C
 - Working Voltage: 100 VDC
 - DWV: 1000 VDC/60s Contact to Contact, 1500 VDC/60s Contact to Metal Shell
 - Operating Temperature: -40°C to +85°C
- Material and Finish:
 - Receptacle Housing: Polyester (Color: See Part Number Table); UL94 V-0
 - Cover Coupling Ring: Polyester (Black); UL94 V-0
 - Panel Nut: Brass, Finish: Nickel Plated
 - Panel Gasket: Silicon, Color: White
 - Cover Gasket: Silicon, Color: White
 - Tether: Polycarbonate, Color: Black
 - Cat.5e RJ45 IDC Jack Metal Shell: Copper Alloy, Nickel Plated
 - Cat.5e RJ45 IDC Jack Plastic Housing: Glass filled PBT UL94 V-0, Color: Black
 - Cat.5e RJ45 IDC Jack Contacts: Phosphor Bronze, Finish: 50u" Gold min. over Nickel
- Connector can be front or rear mounted to a maximum panel thickness of 3.2mm.
- IP67 rated when covered or fully mated with the appropriate mating connector
- RoHS compliant

Directive 2002/95/EC RoHS Compliant

Description	Colored Plastic Receptacle Housing with Shielded Cat.5e RJ45 IDC Jack + Black Cover					
Plastic Receptacle Housing Color	Black	Blue	Green	Yellow	Red	White
Part Number	17-10021	17-102664	17-102674	17-102684	17-102694	17-102704

THIS DRAWING MAY NOT BE COPIED, OR REPRODUCED IN ANY WAY AND MAY NOT BE PASSED ON TO A THIRD PARTY WITHOUT WRITTEN PERMISSION. OWNERSHIP AND COPYRIGHT OF CONEC CORPORATION. DO NOT ALTER CAD DRAWING BY HAND	Customer:		Tolerance Unless otherwise specified		Scale: 1:2:1	Dim. in mm
	Name	Title	Approval Date	0 PLC ±0.50 1 PLC ±0.38 2 PLC ±0.25 3 PLC ±0.10 ANGLES ±3°		
	Autodesk Inventor		2011		Name	Material: See Notes Receptacle & Cover Assembly Kit Colored Plastic Receptacle Housing with Shielded Cat. 5e RJ45 IDC Jack
	Draw.	Jan. 28	Vincent Ke	Appd.	Jan. 28	
D-old		Norm		Drawing No.: 17K1A194		DIN A3
b	Mar/08/2011	Vincent ke			Part No.: SEE PART NUMBER TABLE	Sheet 1/1
a	original					
Rev.	Changes	Date	Name			

Mouser Electronics

Authorized Distributor

Click to View Pricing, Inventory, Delivery & Lifecycle Information:

[CONEC:](#)

[17-10021](#) [17-10022](#)