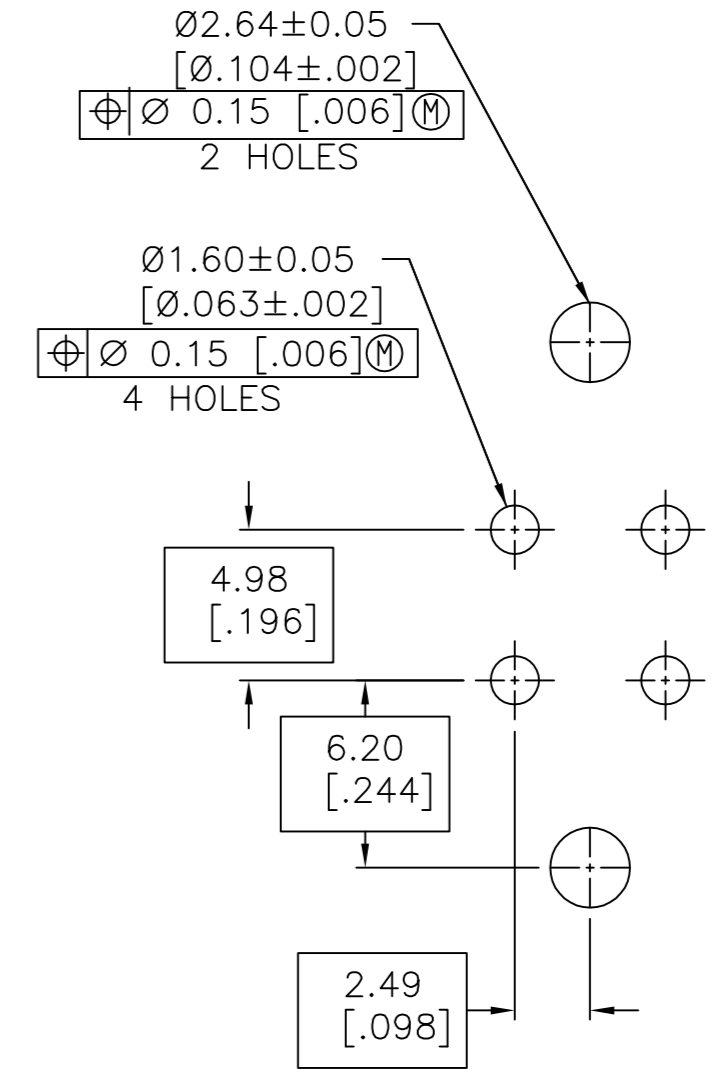
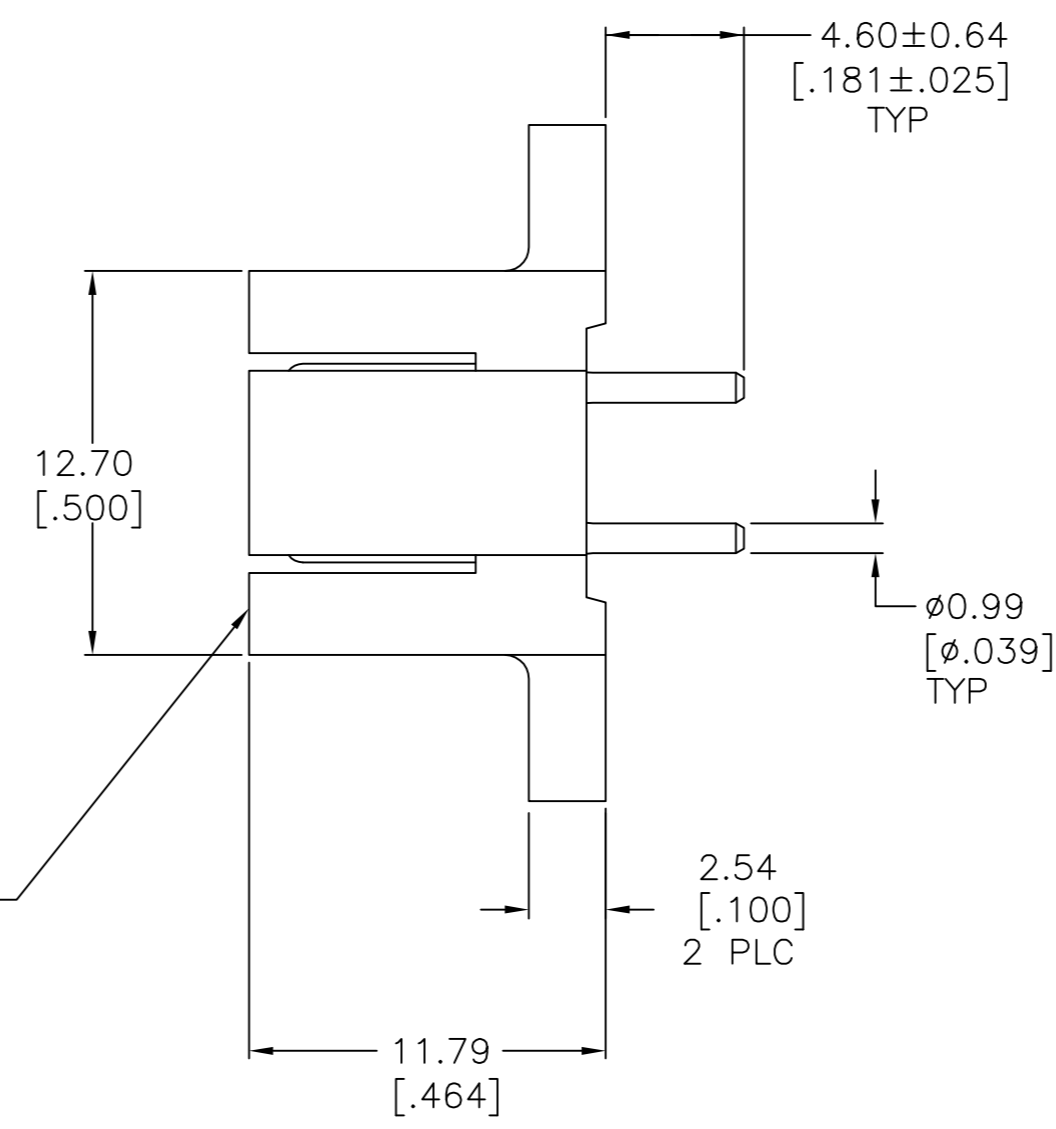
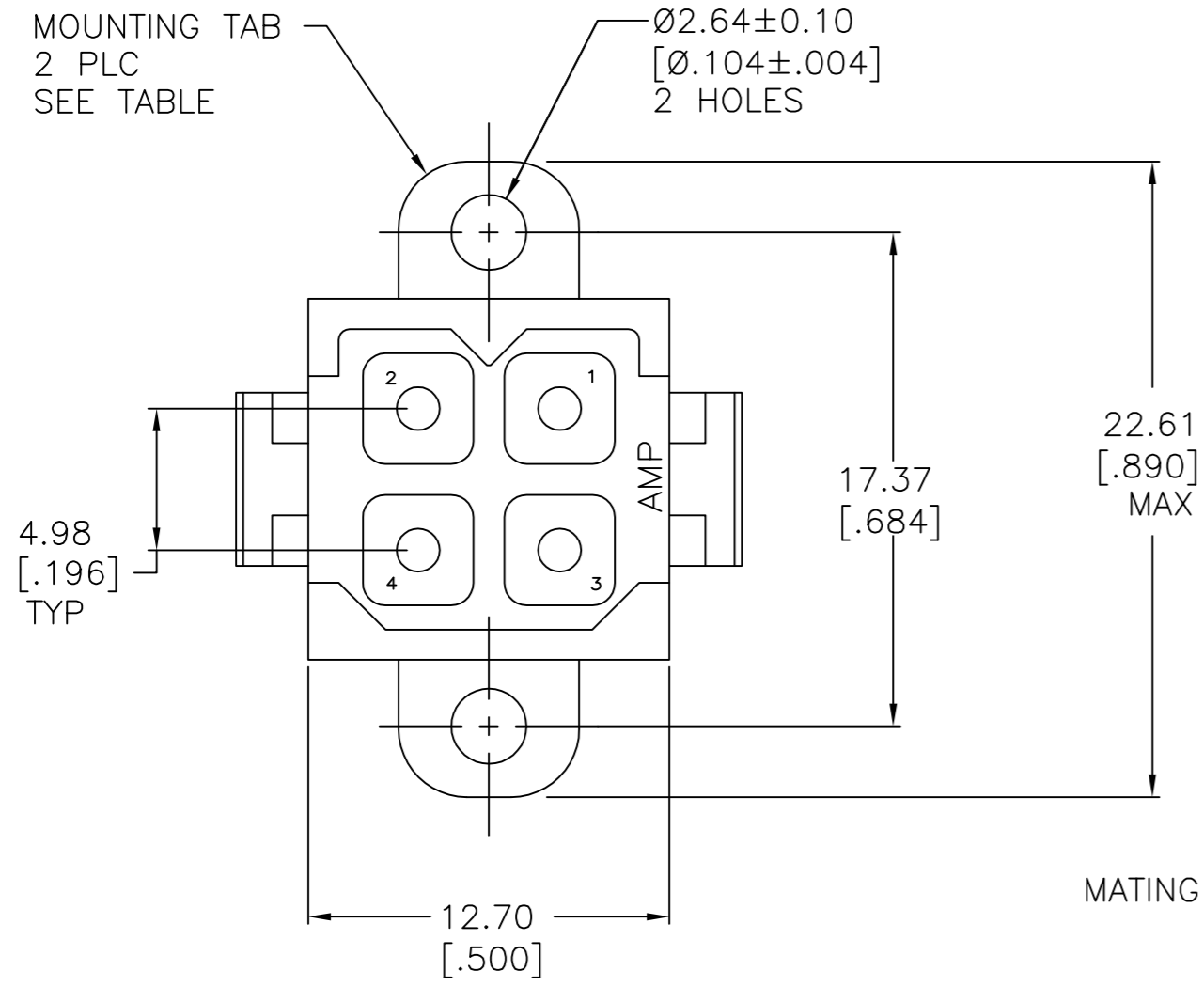


THIS DRAWING IS UNPUBLISHED. RELEASED FOR PUBLICATION
 © COPYRIGHT - By - ALL RIGHTS RESERVED.

| REVISIONS | | | | | |
|-----------|-----|---------------------------|-----------|-----|------|
| P | LTR | DESCRIPTION | DATE | DWN | APVD |
| T | | REVISED PER ECO-16-004940 | 29JUL2016 | NK | MZ |
| U | | REVISED PER ECO-18-000437 | 18JAN2018 | RS | MZ |



RECOMMENDED PC BOARD LAYOUT

- ① NYLON, UL 94V-0 RATED, RED.
- ② BRASS PER ASTM B36.
- ③ 3.81µm [.000150] MIN TIN OVER 2.54µm [.000100] MIN COPPER.
- ④ 0.76µm [.000030] MIN GOLD FOR A LENGTH OF 5.08 [.200] FROM MATING END, 3.81µm [.000150] MIN TIN FOR A LENGTH OF 4.83 [.190] MIN FROM OPPOSITE END, BOTH OVER 1.27µm [.000050] MIN NICKEL.
- ⑤ CONTACTS SELECT LOADED IN POSITIONS 2, 3 AND 4.
- ⑥ 3.81µm [.000150] MIN TIN OVER 2.54µm [.000100] MIN COPPER.
- ⑦ 0.76µm [.000030] MIN GOLD FOR A LENGTH OF 5.08 [.200] FROM MATING END, 3.81µm [.000150] MIN TIN FOR A LENGTH OF 4.83 [.190] MIN FROM OPPOSITE END, BOTH OVER 1.27µm [.000050] MIN NICKEL.
- ⑧ OBSOLETE PARTS: OBSOLETE CIS STREAMLINING PER D.RENAUD/D.SINISI

| | | | | |
|-----|----------|---|-----|------------|
| ⑧/⑤ | OBSOLETE | ⑥ | YES | 1-207119-2 |
| | OBSOLETE | ⑦ | NO | 1-207119-1 |
| | | ⑦ | YES | 1-207119-0 |
| | | ⑥ | NO | 207119-9 |
| | | ⑥ | YES | 207119-8 |
| ⑧/⑤ | OBSOLETE | ③ | YES | 207119-7 |
| | OBSOLETE | ④ | NO | 207119-4 |
| | OBSOLETE | ④ | YES | 207119-3 |
| | OBSOLETE | ③ | NO | 207119-2 |
| | OBSOLETE | ③ | YES | 207119-1 |

| | | | | | |
|--|------------|------------------|--------------------|--|------------------------|
| THIS DRAWING IS A CONTROLLED DOCUMENT. | | DWN | 03/10/92 | TE Connectivity | |
| DIMENSIONS: mm [INCHES] | | CHK | 3-17-92 | PIN HEADER ASSEMBLY, 4 POSITION, METRIMATE | |
| TOLERANCES UNLESS OTHERWISE SPECIFIED: | | APVD | - | SIZE CAGE CODE DRAWING NO RESTRICTED TO | |
| 0 PLC ± - | 1 PLC ± - | PRODUCT SPEC | 108-10033 | A2 | 00779 C=207119 |
| 2 PLC ± 0.25 [.010] | 3 PLC ± - | APPLICATION SPEC | - | SCALE | 4:1 SHEET 1 of 1 REV U |
| 4 PLC ± - | ANGLES ± - | FINISH | CONTACT: SEE TABLE | CUSTOMER DRAWING | |
| MATERIAL HOUSING: 1 | | WEIGHT | - | | |

Mouser Electronics

Authorized Distributor

Click to View Pricing, Inventory, Delivery & Lifecycle Information:

[TE Connectivity:](#)

[207119-2](#)