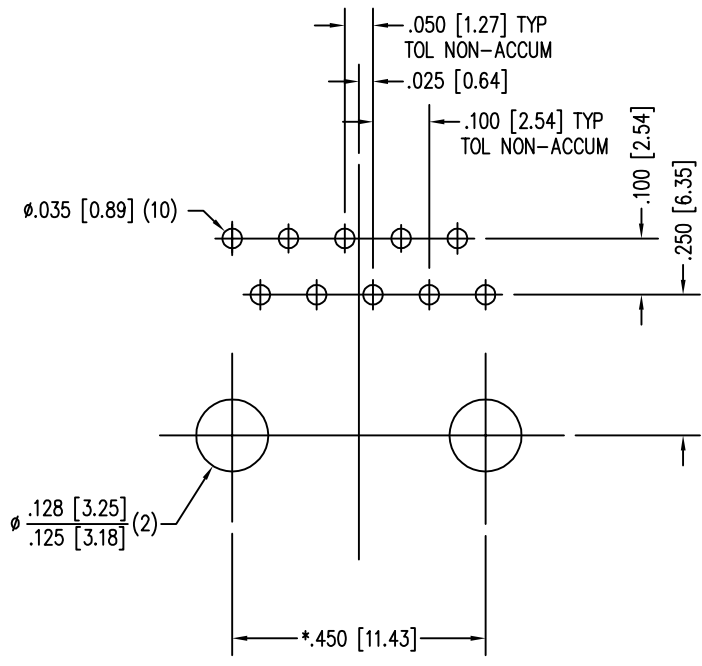
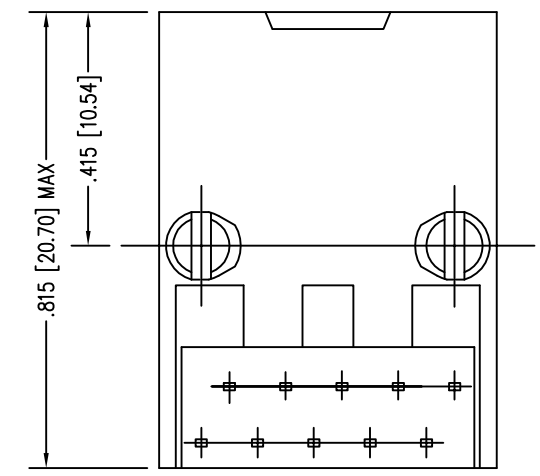
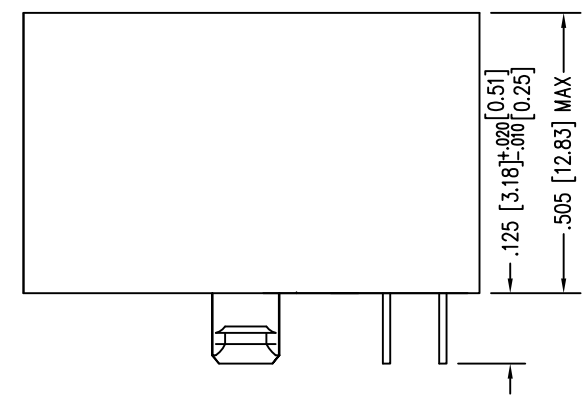
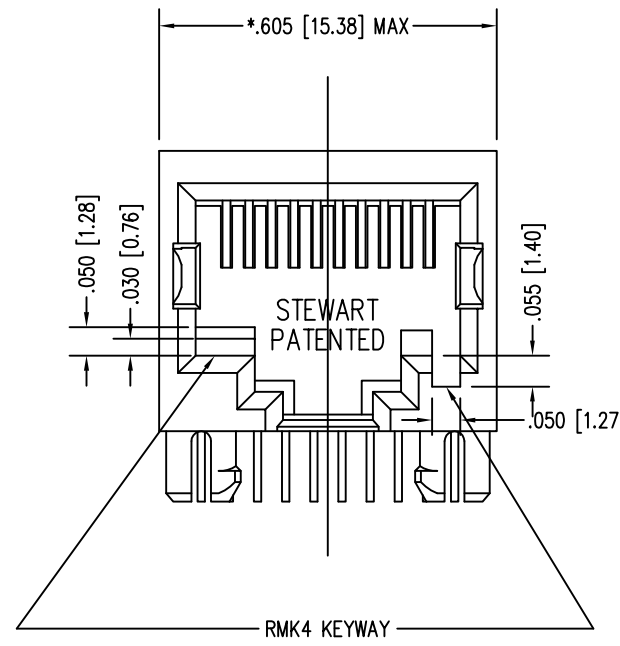


DATE	REV	ECN	APP'D. BY
6-1-12	A3	9490	SMN
1-13-15	A4	10187	TRM
1-23-15	A5	10234	TRM



P.C.B. RECOMMENDED HOLE LAYOUT
SEEN FROM COMPONENT SIDE
TOLERANCE $\pm .003 [0.08]$ UNLESS OTHERWISE SPECIFIED

- NOTES:
- CONNECTOR MATERIALS:
HOUSING: THERMOPLASTIC UL94 V-0
CONTACTS/SHIELD: COPPER ALLOY
SHIELD PLATING: NICKEL OR TIN
CONTACT PLATING: SELECTIVE GOLD IN CONTACT AREA
SEE CHART FOR PART NUMBER
 - FOR PRODUCT SPECIFICATIONS SEE PR022-01.
 - TOLERANCES COMPLY WITH F.C.C. DIMENSION REQUIREMENTS.
 - THE SUGGESTED PANEL OPENING IS INTENDED TO GIVE USER THE ABILITY TO HAVE REASONABLE JACK/PANEL CLEARANCES, YET MAINTAIN GROUNDING CAPABILITY. THESE VARIABLES CAN BE ADJUSTED IN EITHER DIRECTION BUT MAY CARRY SOME CONSEQUENCES IN THE FORM OF LOWER MATING FORCES OR TIGHTER ASSEMBLY TOLERANCES.

30 MICRO-INCHES [0.76um]	SS-641010-NF-RMK4
CONTACT PLATING IN MATING AREA	PART NUMBER

THIRD ANGLE PROJECTION	 11118 Susquehanna Trail South Glen Rock, PA 17327-9199 (717) 235-7512 http://www.stewartconnector.com
DO NOT SCALE DRAWING DRAWING IS SUBJECT TO CHANGE WITHOUT NOTICE	
DIMENSIONS: INCHES [METRIC]	TITLE: TEN CONTACT, TEN POSITION, KEYED JACK NON-FLANGE, KEY OPTION
UNLESS OTHERWISE SPECIFIED TOLERANCES ARE $\pm .005 [0.13]$ ANGLES ARE $\pm 1^\circ$	DRN BY: KRL DATE 1/24/06 APPD BY: JM DATE 1-26-06
SHEET NO. 1 OF 1	DWG NO. CT640063 REV. A5



B

B

A

A

REV. 6/3/05

Mouser Electronics

Authorized Distributor

Click to View Pricing, Inventory, Delivery & Lifecycle Information:

Bel:

[SS-641010-NF-RMK4](#)