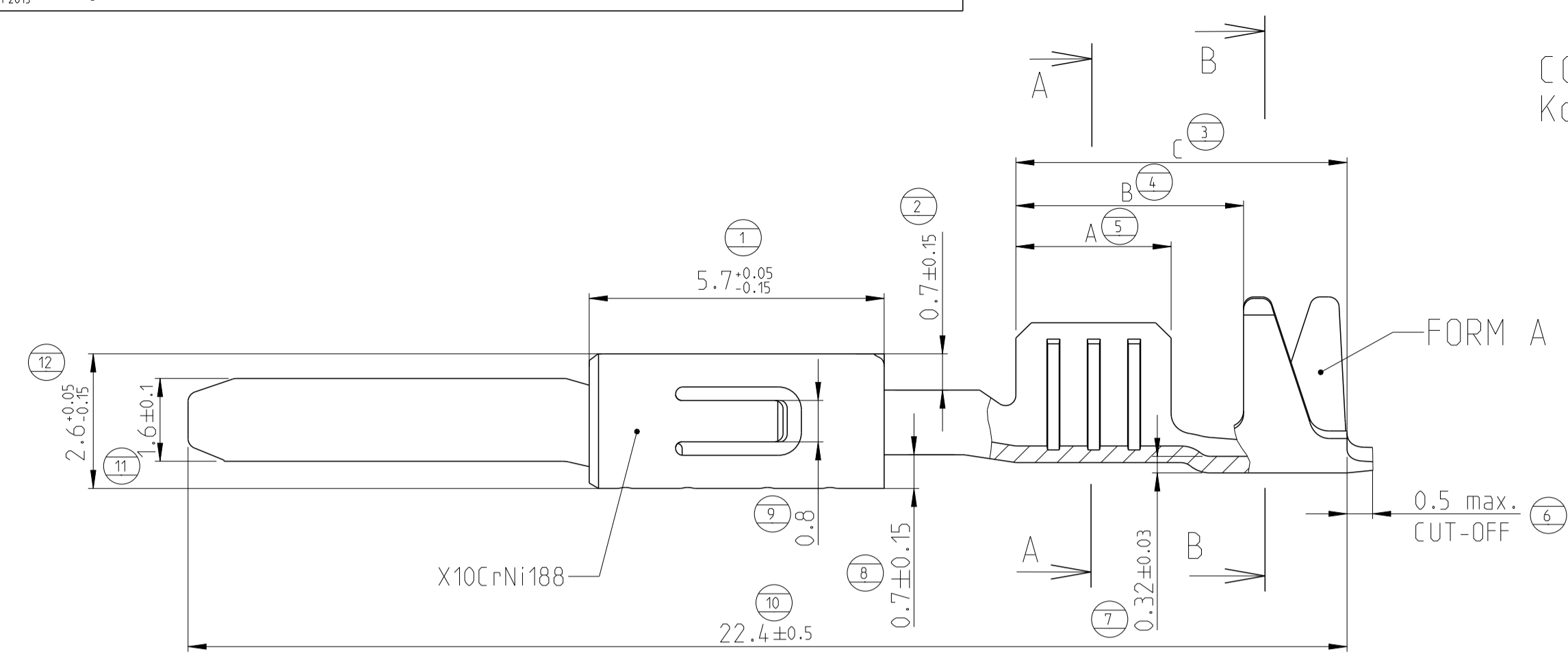
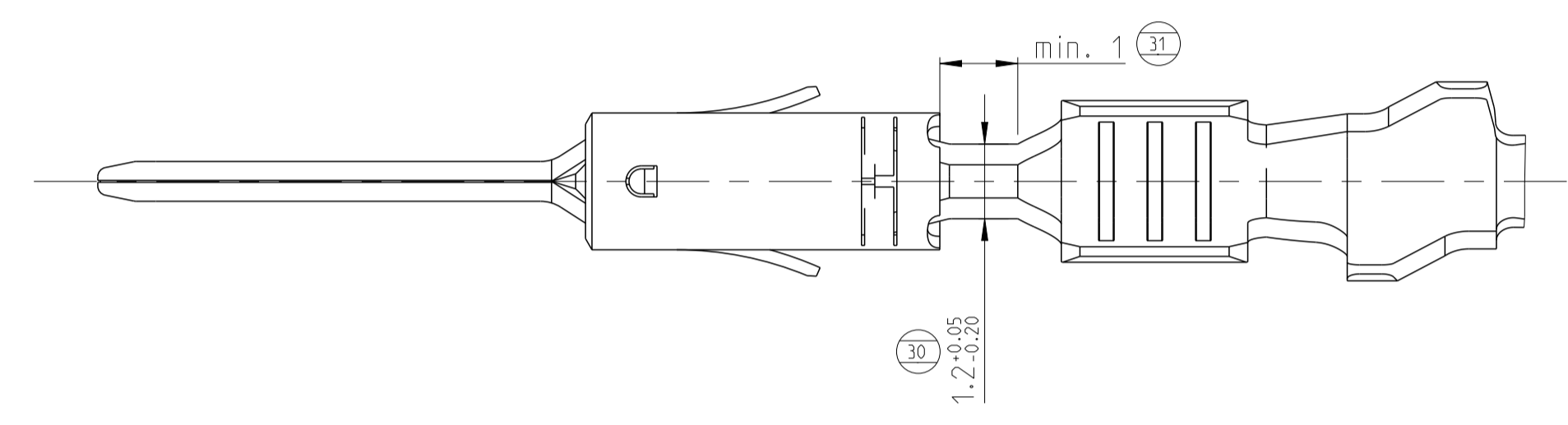
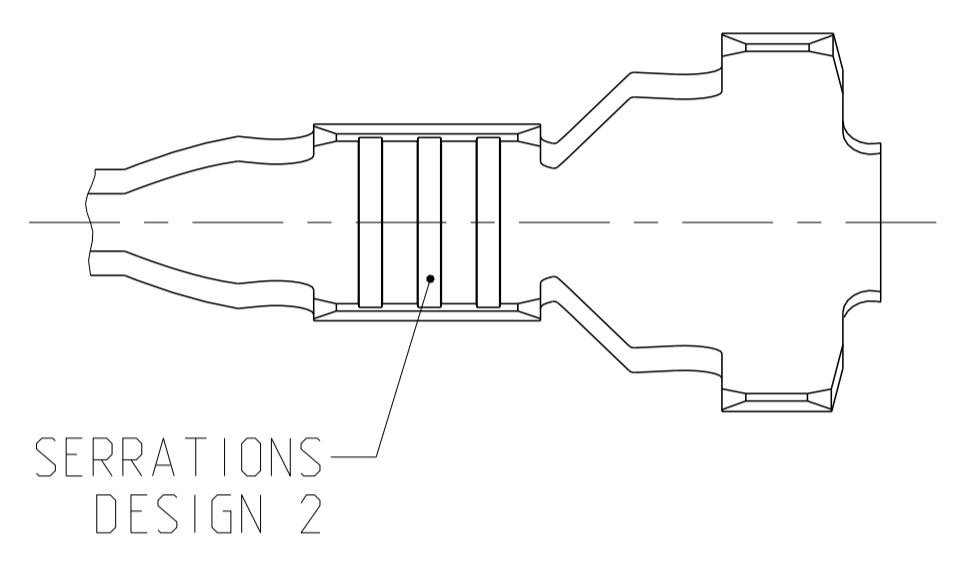
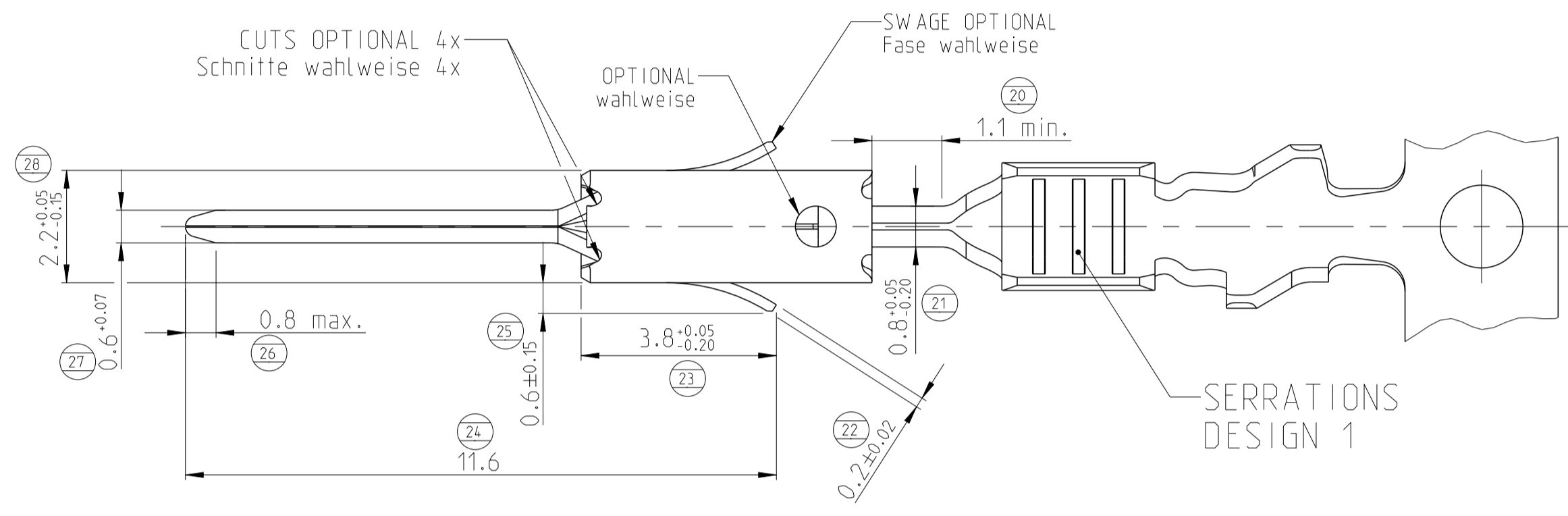
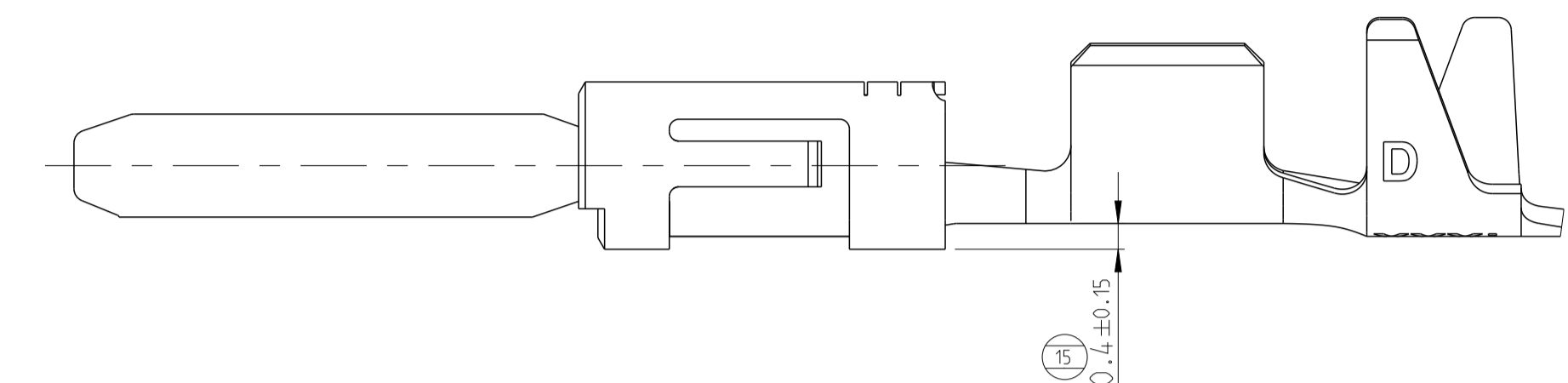


REVISIONS				
P.	LTN	DESCRIPTION	DATE	APVD
A18	ECR-16-006173		04MAY2016	MB JK
A19	ECR-16-009404		22SEP2016	MB JK
A20	ECR-17-005648		21OCT2017	MB PST
A21	ECR-18-014391		24SEP2018	SCK RP

CONTACTS FOR FLR-CABLE
 Kontakte fuer FLR-Leitung

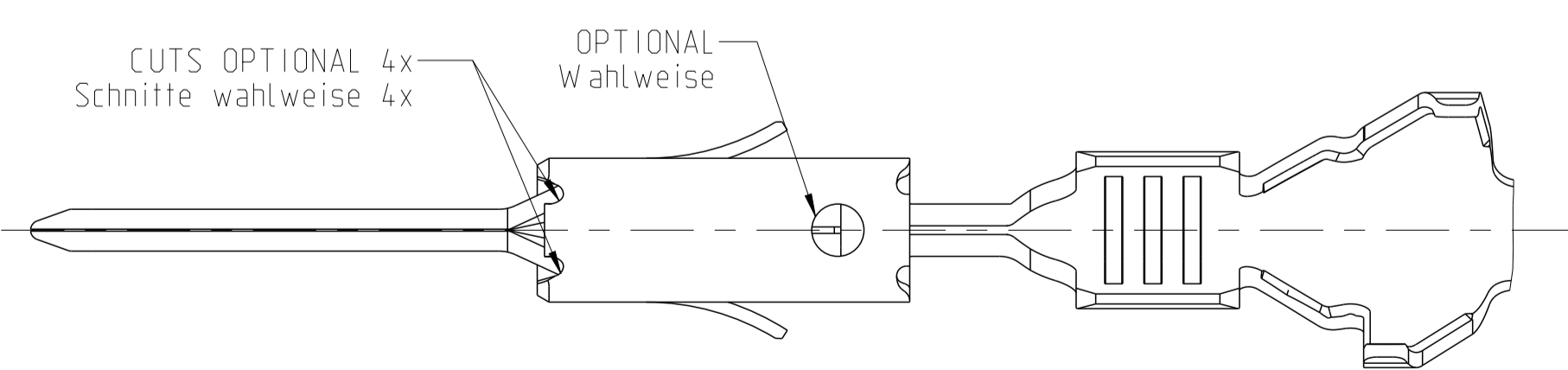
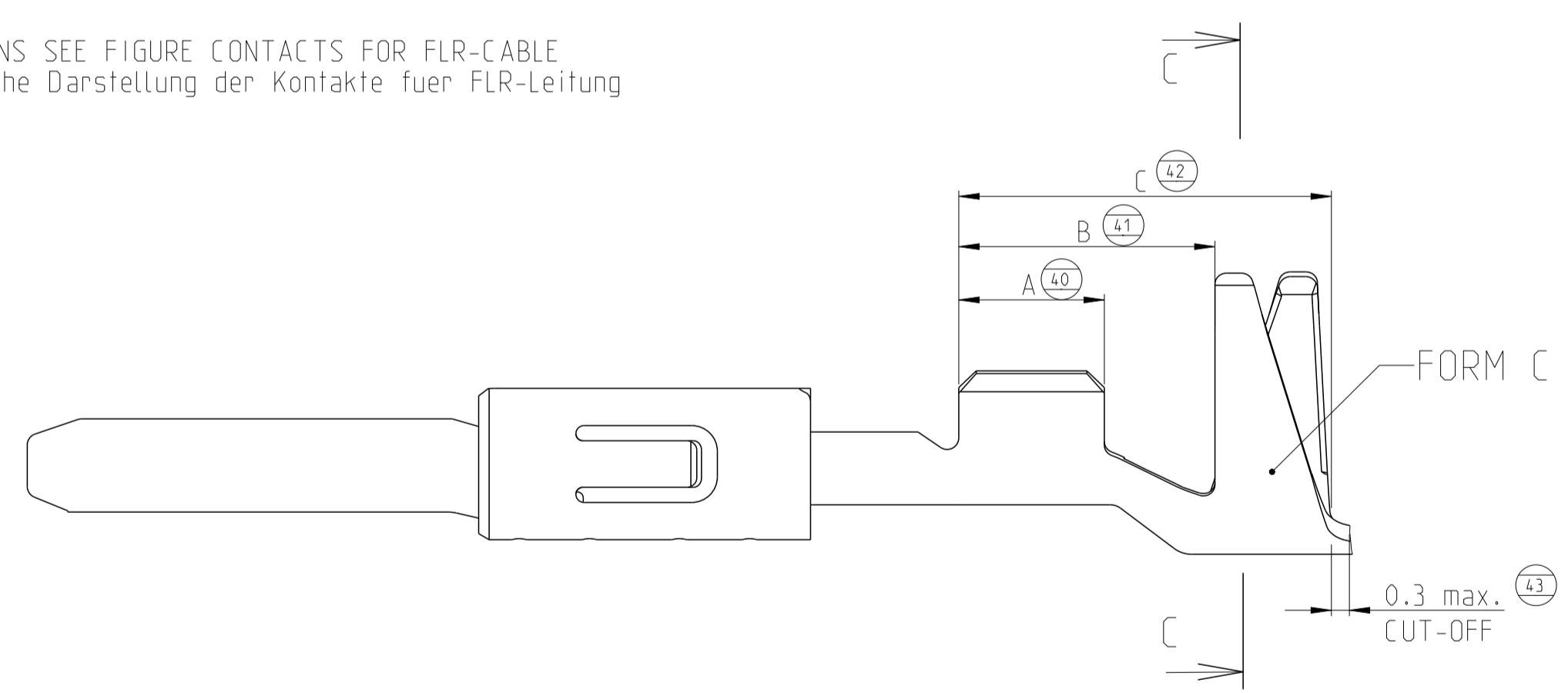


DESIGN 963898 / 963900 / 963904
 Ausfuehrung 963898 / 963900 / 963904

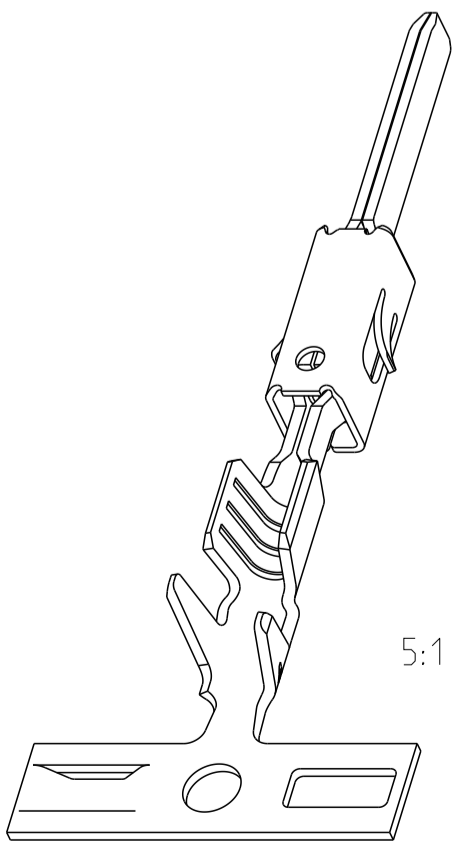
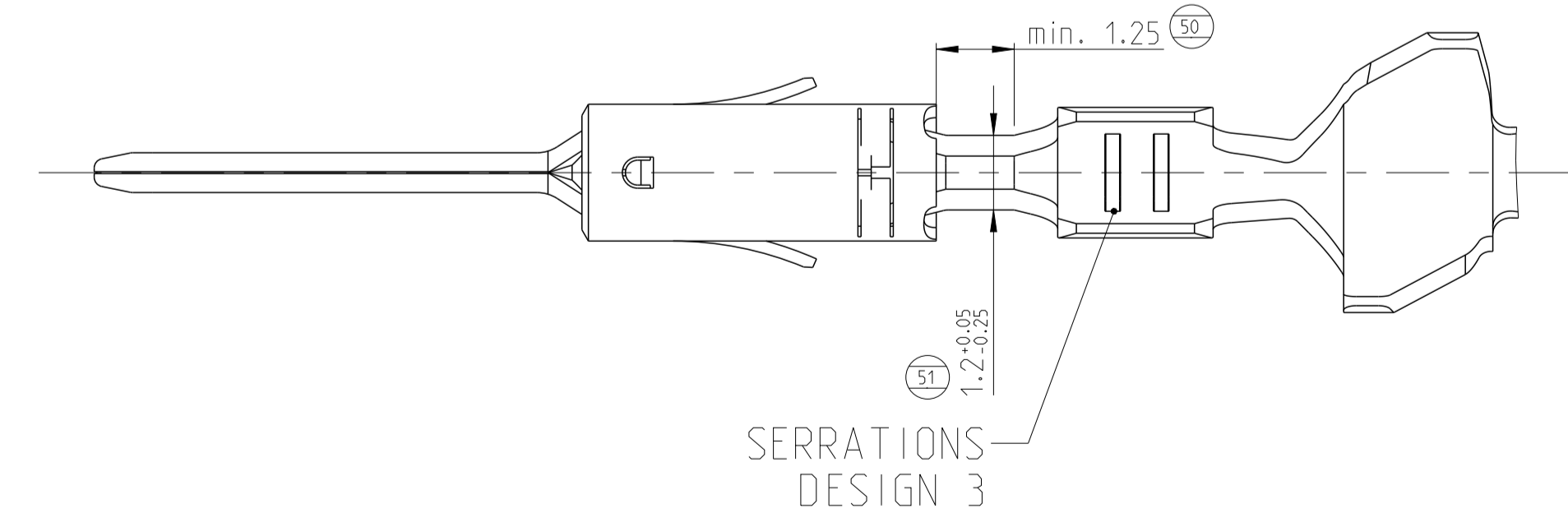
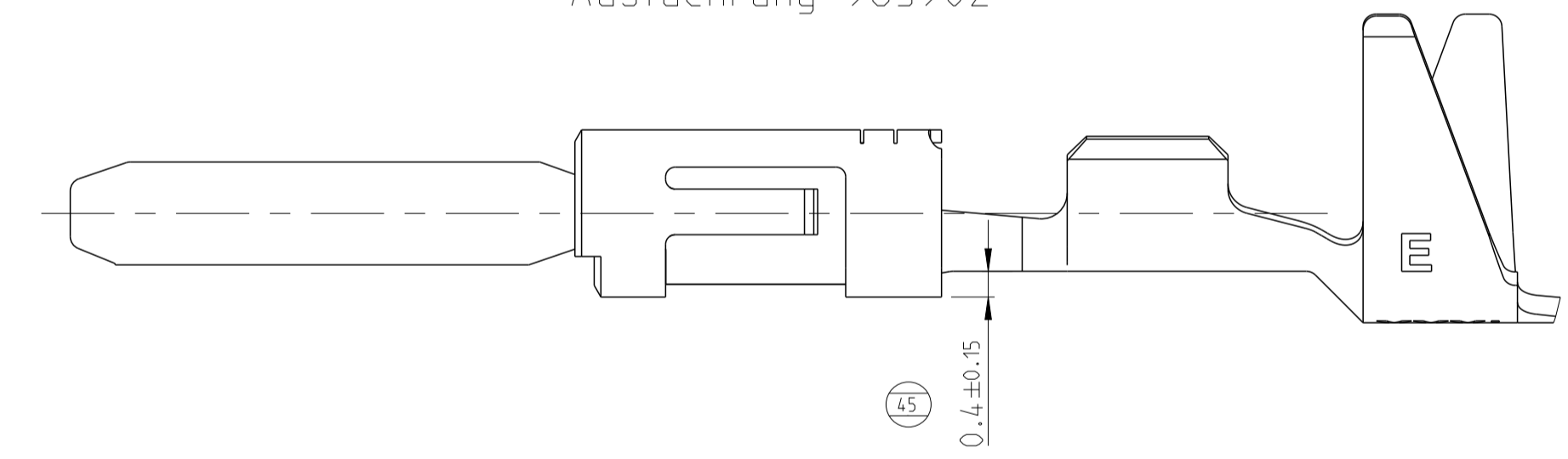


CONTACTS FOR SINGLE WIRE SEALING SYSTEM:
 FLR- AND FLK-CABLE
 Kontakte fuer Einzeldichtung-System:
 FLR- und FLK-Leitung

DIMENSIONS SEE FIGURE CONTACTS FOR FLR-CABLE
 Masse siehe Darstellung der Kontakte fuer FLR-Leitung

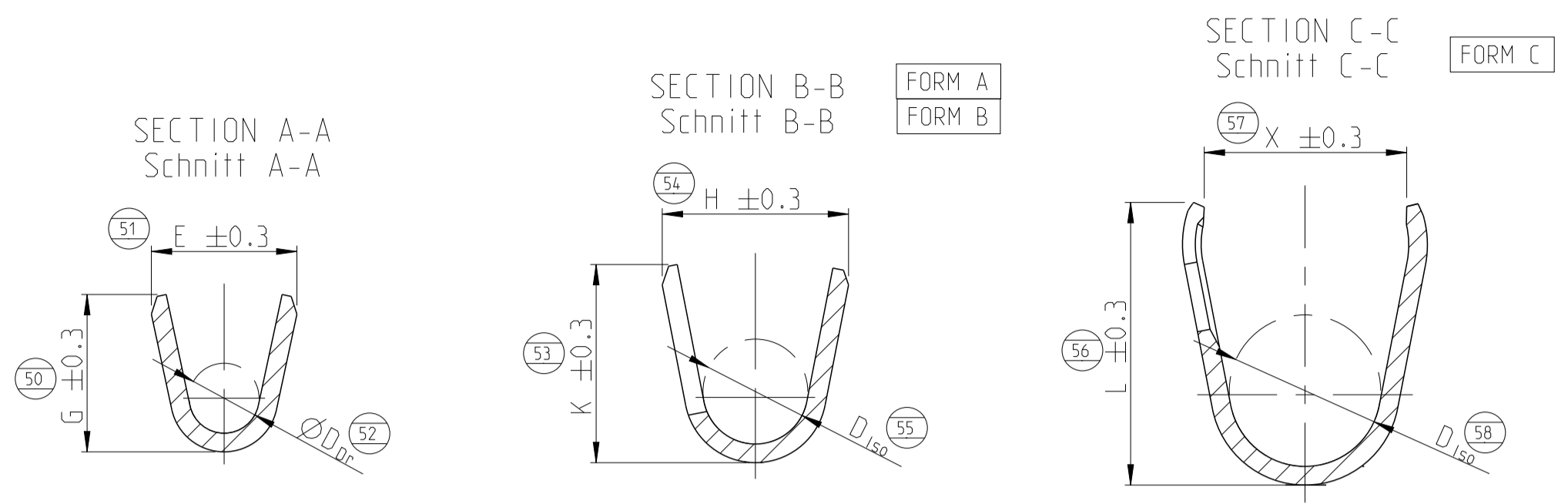


DESIGN 963902
 Ausfuehrung 963902



THIS DRAWING IS A CONTROLLED DOCUMENT.		OWN T. Bertsch 11JUN1997	APVD M. Bleicher 02MAR2011	TE Connectivity PRODUCT GROUP DRAWING TAB 1.6 x 0.6 Flachstecker 1.6 x 0.6
DIMENSIONS: mm	TOLERANCES UNLESS OTHERWISE SPECIFIED: ±0.2	CHK U. Muenk 11JUN1997	NAME 108-18331 APPLICATION SPEC	
MATERIAL SEE TABLE sheet 2 siehe Tabelle	FINISH SEE TABLE sheet 2 siehe Tabelle	SIZE 114-18082	WEIGHT -	RESTRICTED TO A1 00779 ©=1355055
CUSTOMER DRAWING		SCALE 10:1	SHEET 1 OF 2	REV A21

REVISIONS				
P.	LTN	DESCRIPTION	DATE	APPV
-	-	SEE SHEET 1	-	-



SINGLE WIRE SEAL / Einzelichtungssystem	TE ORDER-NO.	REV	DESIGN SERRATIONS	MATERIAL	SURFACE	DGB	INSULATION	SEE / siehe SECTION A-A Schnitt A-A	SEE / siehe SECTION B-B / C-C Schnitt B-B / C-C	HAND TOOL	INSERT	DIMENSION mm				TE ORDER-NO.	CRIMP DATA AND CRIMP TOOL
												A	B	C	X		
UNSEALED / ungedichtet	1703278-5	A	1	CuSn4	5	1.5	1.95 - 2.4	E = 2.8 G = 3.0 D _{Dr} = 1.4	C L = 4.9 D _{ISO} = 2.9	169400-0 539635-1	-	3.0	4.4	6.4	3.6	SEE APPLICATION SPECIFICATION 114-18082 siehe Verarbeitungsspezifikation 114-18082	539960-1
	1703278-2	A	1	CuFe2	4	0.5 - 1.0	1.4 - 2.1	E = 2.5 G = 2.7 D _{Dr} = 1.2	C L = 4.8 D _{ISO} = 2.7	539612-1 539663-2	3.0	4.4	6.4	3.3			
	2-964269-2	A	1	CuFe2	5												
	964269-5	A	1	CuSn4	5												
	964269-3	E	1	CuSn4	1	0.5 - 1.0	1.4 - 2.1	E = 2.6 G = 2.8 D _{Dr} = 1.2	A H = 4.5 K = 4.8 D _{ISO} = 2.7	539651-2	3.0	4.6	7.0	-			
	964269-2	D	1	CuFe2	4												
	963904-3	G	1	CuSn4	1												
	963904-2	F	1	CuFe2	4	0.35	1.15 - 1.6	E = 2.4 G = 2.3 D _{Dr} = 1.0	C L = 4.8 D _{ISO} = 2.6	539663-2	2.5	4.4	6.4	3.3			
	963904-1	F	1	CuSn4	4												
	2141884-5	A	2	CuSn4	5												
	2141884-3	B	2	CuSn4	1	0.2 - 0.5	1.15 - 1.6	E = 2.1 G = 2.1 D _{Dr} = 0.8	A H = 4.5 K = 4.8 D _{ISO} = 2.7	539612-1 539663-2	2.5	4.4	6.4	3.3			
	2-2141884-2	A	2	CuFe2	5												
	2141884-2	A	2	CuFe2	4												
	969028-5	A	3	CuSn4	5	0.2 - 0.5	1.15 - 1.6	E = 2.1 G = 2.1 D _{Dr} = 0.8	C X = 4.3 L = 4.8 D _{ISO} = 2.6	539651-2	2.5	4.6	7.0	-			
	969028-3	E	3	CuSn4	1												
	969028-2	D	3	CuFe2	4												
	963902-3	E	3	CuSn4	1	0.2 - 0.5	1.15 - 1.6	E = 2.1 G = 2.1 D _{Dr} = 0.8	A H = 4.5 K = 4.8 D _{ISO} = 2.7	539633-2	2.5	4.4	6.4	-			
	963902-2	D	3	CuFe2	4												
963902-1	D	3	CuSn4	4													
1241846-5	A	1	CuSn4	5	1.5	2.2 - 2.4	E = 2.8 G = 3.0 D _{Dr} = 1.4	A H = 3.5 K = 3.9 D _{ISO} = 1.9	169400-0 539635-1	-	3.0	4.4	6.4	-			
1241846-3	B	1	CuSn4	1													
1241846-2	A	1	CuFe2	4													
1241846-1	A	1	CuSn4	4	0.5 - 1.0	1.4 - 2.1	E = 2.5 G = 2.8 D _{Dr} = 1.2	B H = 3.7 K = 3.9 D _{ISO} = 1.8	-	-	3.0	4.6	6.2	-			
969079-3	C	1	CuSn4	1													
969079-2	B	1	CuFe2	4													
964267-4	A	1	CuSn4	5	0.5 - 1.0	1.4 - 2.1	E = 2.5 G = 2.7 D _{Dr} = 1.2	A H = 3.2 K = 3.4 D _{ISO} = 1.8	539612-1 539663-2	3.0	4.4	6.4	-				
964267-3	D	1	CuSn4	1													
964267-2	C	1	CuFe2	4													
964267-1	C	1	CuSn4	4	0.5 - 1.0	1.4 - 2.1	E = 2.6 G = 2.8 D _{Dr} = 1.2	A H = 3.2 K = 3.4 D _{ISO} = 1.8	539651-2	3.0	4.6	7.0	-				
963900-4	E	1	CuSn4	1													
963900-3	E	1	CuSn4	1													
963900-2	D	1	CuFe2	4	0.2 - 0.5	1.15 - 1.6	E = 2.1 G = 2.1 D _{Dr} = 0.8	A H = 2.9 K = 2.9 D _{ISO} = 1.4	539651-2	2.5	4.6	7.0	-				
963900-1	D	1	CuSn4	4													
963898-3	E	3	CuSn4	1													
963898-2	D	3	CuFe2	4	0.2 - 0.35	1.15 - 1.6	E = 2.4 G = 2.3 D _{Dr} = 1.0	A H = 2.9 K = 2.9 D _{ISO} = 1.4	539612-1 539663-2	2.5	4.4	6.4	-				
963898-1	D	3	CuSn4	4													
2141882-3	B	2	CuSn4	1													
2141882-2	A	2	CuFe2	4	0.2 - 0.35	1.15 - 1.6	E = 2.1 G = 2.1 D _{Dr} = 0.8	A H = 2.9 K = 2.9 D _{ISO} = 1.4	539612-1 539663-2	2.5	4.4	6.4	-				
964265-5	A	3	CuSn4	5													
964265-3	D	3	CuSn4	1													
964265-2	C	3	CuFe2	4													

- 1 CONTACT AREA SELECTIVE GOLD 0.8µm MIN. OVER NICKEL.
WIRE CRIMP AREA ELECTRO TIN PLATED 1µm MIN. OVER NICKEL
Kontaktzone selectiv vergoldet 0.8µm min. ueber Ni
Drahtcrimpbereich gal. verzinkt 1µm min. ueber Ni
- 2 FOR DOUBLE- AND SINGLE TERMINATION fuer Doppel- und Einzelanschlage
- 3 SINGLE WIRE SEAL TO BE SELECTED ACCORDING TO INSULATION-DIA ACCODING TO APPLICATION SPECIFICATION 114-18082
Auswahl der Eubzeldichtung entsprechend dem Isolationsdurchmesser nach Verarbeitungsspezifikation 114-18082
- 4 TIN PLATED vorverzinkt
- 5 CONTACT AREA SELECTIVE SILVER 3µm MIN. OVER NICKEL.
WIRE CRIMP AREA ELECTRO TIN PLATED 1.5µm MIN. OVER NICKEL
Kontaktzone selectiv versilbert 3µm min. ueber Ni
Drahtcrimpbereich gal. verzinkt 1.5µm min. ueber Ni
- 6 DIFFERENT TOOL DETAILS FUNCTION AND HANDLING WITH ALL DETAILS CONTINUOUSLY SUPPLY AFTER AVAILABILITY
Verschiedene Werkzeugausfuehrungen Funktion und Handhabung bei allen Ausfuehrungen gleich Lieferung nach Verfuegbarkeit

TE ORDER-NO.	REV	DESIGN SERRATIONS	MATERIAL	SURFACE	DGB	INSULATION	STRIP FORM WIRE CRIMP Drahtcrimp	INSUL. CRIMP Isolationscrimp Bandware	HAND TOOL	INSERT	A	B	C	X	TE ORDER-NO.	CRIMP DATA AND CRIMP TOOL
		Ausfuehrung Serrations	Werkstoff	Oberflaeche	mm ²	Isolations	CRIMP DIMENSION mm Crimpabmessungen mm		Handzange	Matrize	DIMENSION mm Abmessung mm				Ausdrueckwerkzeug	Crimpdata und Crimpwerkzeuge

THIS DRAWING IS A CONTROLLED DOCUMENT.

DIMENSIONS: mm	TOLERANCES UNLESS OTHERWISE SPECIFIED: ±0.2	OWN: T. Bertsch 11JUN1997	CHK: U. Muenk 11JUN1997	APV: M. Bleicher 02MAR2011	NAME: PRODUCT GROUP DRAWING TAB 1.6 x 0.6 TYPE A Flachsstecker 1.6 x 0.6 Typ A
MATERIAL: SEE TABLE sheet 2 siehe Tabelle	FINISH: SEE TABLE sheet 2 siehe Tabelle	WEIGHT: -	SIZE: A1	CAGE CODE: 00779	DRAWING NO: 114-18082
CUSTOMER DRAWING			SCALE: 10:1	SHEET: 2 OF 2	REV: A21

STE TE Connectivity