

General Specifications

Motor Structure: Shaded Pole Induction Motor
Motor Protection: Thermal Protection
Insulation Resistance:
 10M Ω or over with a DC500V Megger
Dielectric Withstand Voltage: AC 700V 1s
Allowable Ambient Temperature Range:
 -10°C ~ +65°C (Operating)
 -40°C ~ +70°C (Storage)
 (non-condensing environment)

Expected Life

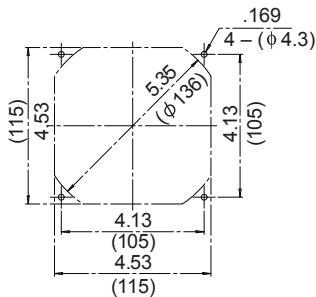
Failure Rate: 10%
 25°C 100,000 Hours

Material

Casing : Aluminum (Black Painting)
Impeller : Plastic (Black) UL94V-0
Lead Wire : AWG22, UL3266
or Terminal : Faston #110 or equivalent

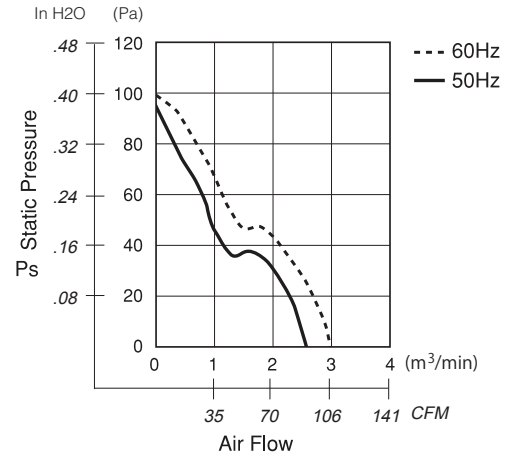
Panel Cut-Outs

Units: inch (mm)

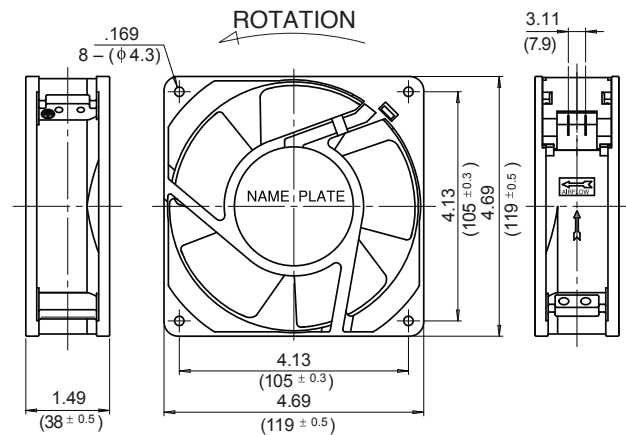


INLET SIDE / OUTLET SIDE

Characteristic Curves



Outline



Specifications

MODEL	LEGACY P/N	Rated Voltage	Frequency	Starting Voltage	Current	Input Power	Speed	Max. Air Flow		Max. Static Pressure		Noise	Mass
		(V)	(Hz)	(V)	(A) ¹	(W)	(min ⁻¹) ²	CFM ¹	(m ³ /min) ²	in H ₂ O	(Pa) ²	(dB) ²	(g)
** 11938SB-A0N-NP-00	4715HS-10T-B5A-B00	100	50	65	0.370	18.0	2600	91.8	2.60	0.380	94.0	40	570
		100	60	65	0.290	15.5	3100	105.9	3.00	0.400	100.0	44	570
11938SB-A1N-NP-00	4715HS-12T-B5A-A00	115	50	75	0.320	18.0	2600	91.8	2.60	0.380	94.0	40	570
		115	60	75	0.250	15.5	3100	105.9	3.00	0.400	100.0	44	570
** 11938SB-B0N-NP-00	4715HS-20T-B5A-B00	200	50	130	0.180	18.0	2600	91.8	2.60	0.380	94.0	40	570
		200	60	130	0.150	15.5	3100	105.9	3.00	0.400	100.0	44	570
** 11938SB-B2N-NP-00	4715HS-22T-B5A-B00	220	50	145	0.160	18.0	2600	91.8	2.60	0.380	94.0	40	570
		220	60	145	0.130	15.5	3100	105.9	3.00	0.400	100.0	44	570
11938SB-B3N-NP-00	4715HS-23T-B5A-A00	230	50	175	0.160	18.0	2600	91.8	2.60	0.380	94.0	40	570
		230	60	175	0.120	15.5	3100	105.9	3.00	0.400	100.0	44	570
** 11938SB-B4N-NP-00	4715HS-24T-B5A-A00	240	50	175	0.150	18.0	2600	91.8	2.60	0.380	94.0	40	570
		240	60	175	0.120	15.5	3100	105.9	3.00	0.400	100.0	44	570

Rotation: Counterclockwise Airflow Outlet: Air Out Over Struts
 ** Contact NMB for Availability

*1: Maximum Values in Free Air
 *2: Average Values in Free Air
 *3: Minimum Values in Free Air