THIS DRAWING IS UNPUBLISHED. RELEASED FOR PUBLICATION -,- .
© COPYRIGHT - By - ALL RIGHTS RESERVED.

LOC	DIST
AD	00

REVISIONS

P	LTR	DESCRIPTION	DATE	DWN	APVD
	M2	REVISED PER ECO-11-004587	11MAR11	RK	HMR

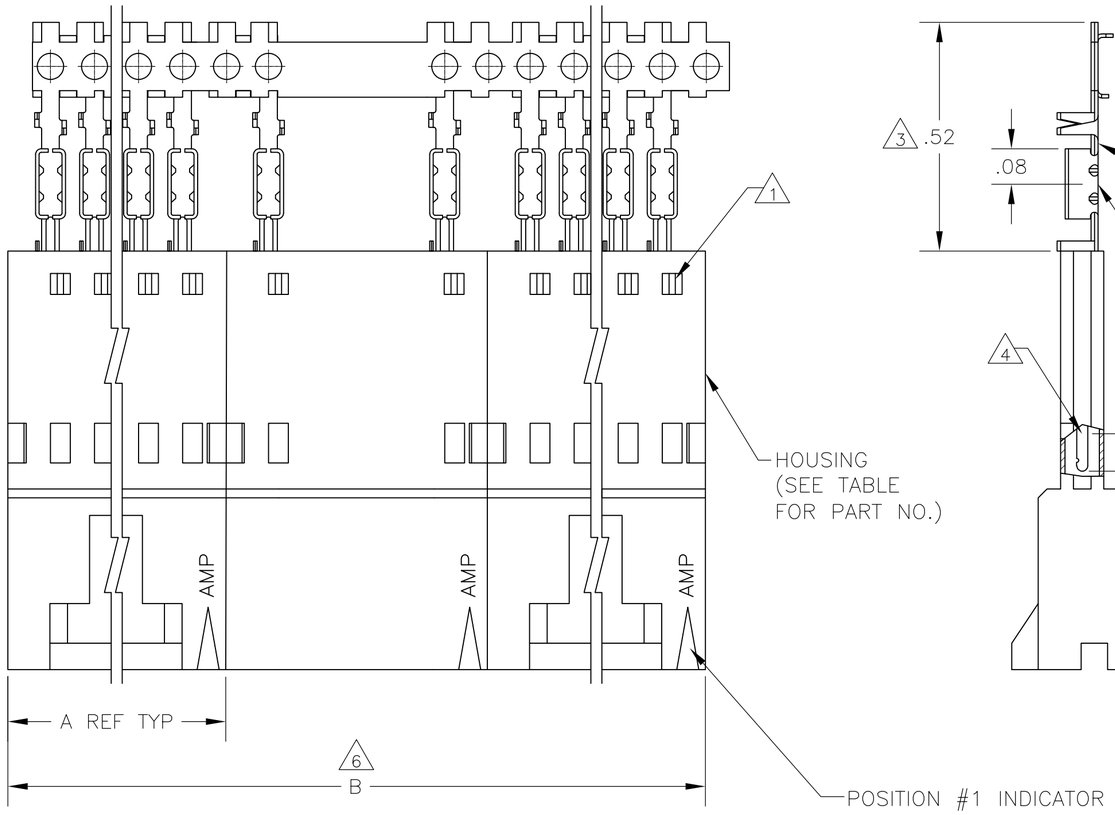

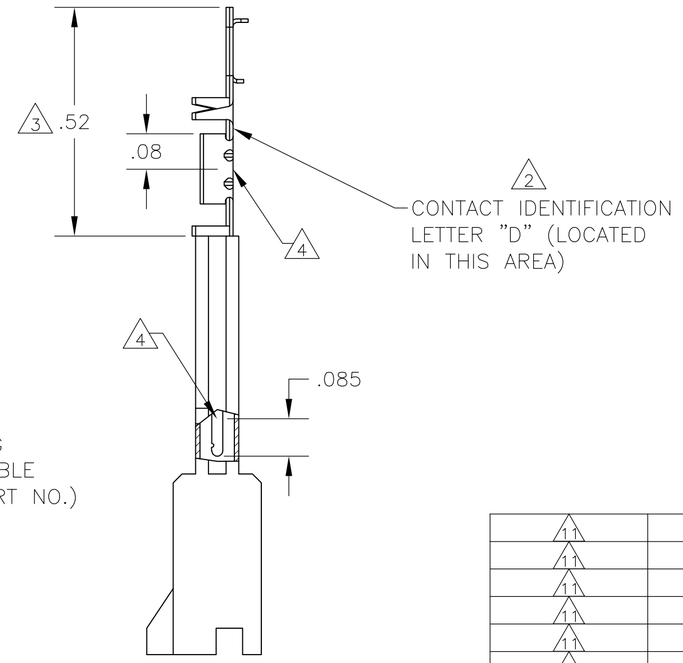

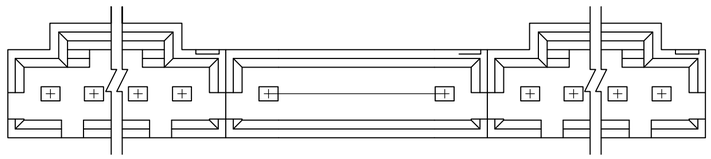

	11	2	2.59	1.295	1-103653-1	12	6-103945-1
	11	2	2.39	1.195	1-103653-0	11	6-103945-0
	11	2	2.19	1.095	103653-9	10	5-103945-9
	11	2	1.99	.995	103653-8	9	5-103945-8
	11	2	1.79	.895	103653-7	8	5-103945-7
	11	3	2.39	.795	103653-6	7	5-103945-6
	11	2	1.39	.695	103653-5	6	5-103945-5
	11	4	2.38	.595	103653-4	5	5-103945-4
	11	4	1.98	.495	103653-3	4	5-103945-3
	11	5	1.98	.395	103653-2	3	5-103945-2
	11	8	2.36	.295	103653-1	2	5-103945-1
10	9	4	1.98	.495	103653-3	4	1-103945-7
10	9	5	1.98	.395	103653-2	3	1-103945-6
OBSOLETE	9	2	2.19	1.095	103653-9	10	1-103945-5
10	9	2	1.39	.695	103653-5	6	1-103945-4
OBSOLETE	9	4	2.38	.595	103653-4	5	1-103945-3
10	9	8	2.36	.295	103653-1	2	1-103945-2
	8	2	2.59	1.295	1-103653-1	12	1-103945-1
	8	2	2.39	1.195	1-103653-0	11	1-103945-0
	8	2	2.19	1.095	103653-9	10	103945-9
12 SUPERSEDED BY 5-103945-8	8	2	1.99	.995	103653-8	9	~~103945-8~~
	8	2	1.79	.895	103653-7	8	103945-7
	8	3	2.39	.795	103653-6	7	103945-6
	8	2	1.39	.695	103653-5	6	103945-5
	8	4	2.38	.595	103653-4	5	103945-4
	8	4	1.98	.495	103653-3	4	103945-3
	8	5	1.98	.395	103653-2	3	103945-2
	8	8	2.36	.295	103653-1	2	103945-1
PLATING	6	B	A	HOUSING PART NUMBER	NO OF POSN	ASSEMBLY POSN NUMBER ON STRIP	

103945

1. CONTACTS ARE LATCHED INTO THE PRELOAD WINDOWS
2. USE WITH #22-#26 AWG WIRE SIZE, .054/.030 INSULATION DIAMETER, .015 MAXIMUM INSULATION THICKNESS
3. THE DIMENSION APPLIES WITH THE FORWARD PRELOAD STOP IN CONTACT WITH THE HOUSING SURFACE
4. POINT OF MEASUREMENT FOR PLATING THICKNESS
5. FOR INDIVIDUAL ASSEMBLIES SEE PART NUMBER 103660
6. ASSEMBLIES ARE JOINED BY THE CARRIER STRIP. ORDER QUANTITY REFLECTS TOTAL NUMBER OF INDIVIDUAL ASSEMBLIES REQUIRED. SEE TABLE FOR NUMBER OF ASSEMBLIES PER STRIP.
7. MATERIAL- HOUSING: FLAME RETARDANT THERMOPLASTIC, COLOR: BLACK PINS: PHOS. BRONZE
8. FINISH- PINS: .000015 GOLD IN THE CONTACT AREA, 000050-.000100 BRIGHT TIN-LEAD ON THE TERMINATION AREA, OVER .000050 NICKEL.
9. FINISH- PINS: .000015 GOLD IN THE CONTACT AREA, .000050-.000100 BRIGHT TIN ON THE TERMINATION AREA, OVER .000050 NICKEL.
10. PRELIMINARY PART - NOT RELEASED FOR PRODUCTION.
11. FINISH- PINS: .000015 GOLD IN THE CONTACT AREA, .000050-.000100 MATTE TIN ON THE TERMINATION AREA, OVER .000050 NICKEL.
12. OBSOLETE PARTS: OBSOLETE CIS STREAMLINING PER D.RENAUD/D.SINISI

THIS DRAWING IS A CONTROLLED DOCUMENT.

DIMENSIONS: INCHES

TOLERANCES UNLESS OTHERWISE SPECIFIED:
0 PLC ± -
1 PLC ± -
2 PLC ± -
3 PLC ± -
4 PLC ± -
ANGLES ± -

MATERIAL 7

FINISH SEE TABLE

DWN R.BROWN 26JUL00
CHK K.WRIGHT 26JUL00
APVD K.WRIGHT 26JUL00
PRODUCT SPEC 108-25034
APPLICATION SPEC 114-25026
WEIGHT -

TE Connectivity

NAME SHROUDED PIN ASSY, AMPMODU MTE, SINGLE ROW, .100 CL, POLARIZED, W/ LATCH WINDOWS, FOR #22-#26 AWG WIRE SIZE, STRIP FORM

SIZE	CAGE CODE	DRAWING NO	RESTRICTED TO
A2	00779	C-103945	-

CUSTOMER DRAWING SCALE 4:1 SHEET 1 OF 1 REV M2

Mouser Electronics

Authorized Distributor

Click to View Pricing, Inventory, Delivery & Lifecycle Information:

TE Connectivity:

1-103945-1