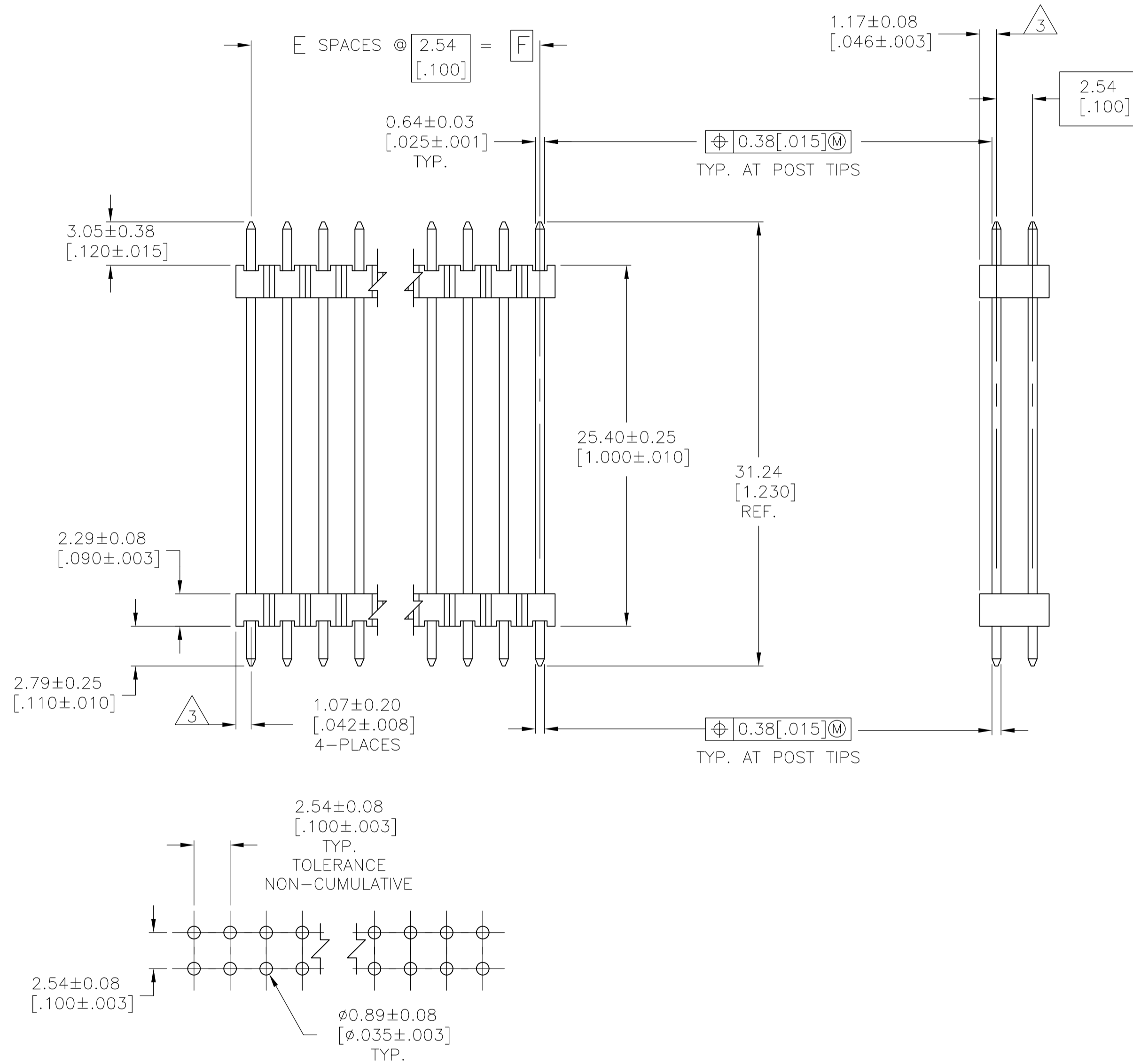
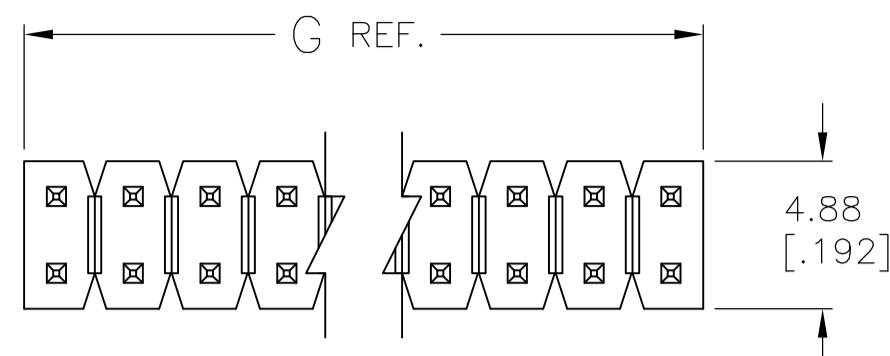


LOC	DIST	REVISIONS					
AD	39	P	LTR	DESCRIPTION	DATE	DWN	APVD
			A1	REVISED PER ECO-11-004820	11MAR11	RK	HMR



RECOMMENDED HOLE LAYOUT


































1. ASSEMBLY MAY BE BROKEN TO THE DESIRED NUMBER OF POSITIONS
2. TRUE POSITION TOLERANCE OF THE POST TIPS APPLIES WHEN THE HEADER IS HELD FLAT AGAINST THE PRINTED CIRCUIT BOARD

△ THE NOTED DIMENSIONS APPLY AT THE INTERSECTION OF THE POST AND HOUSING



4 HOUSING: FLAME RETARDANT THERMOPLASTIC; COLOR: BLACK.

5 FINISH: 0.00254-0.00508 [.000100-.000200] BRIGHT TIN-LEAD
OVER 0.00127 [.000050] NICKEL ENTIRE POST.

6 FINISH: 0.00254-0.00508 [.000100-.000200] MATTE TIN
OVER 0.00127 [.000050] NICKEL ENTIRE POST.

	101.19 [3.984]	99.06 [3.900]	39	80	9-146502-0
	98.65 [3.884]	96.52 [3.800]	38	78	8-146502-9
	96.11 [3.784]	93.98 [3.700]	37	76	8-146502-8
	93.57 [3.684]	91.44 [3.600]	36	74	8-146502-7
	91.03 [3.584]	88.90 [3.500]	35	72	8-146502-6
	88.49 [3.484]	86.36 [3.400]	34	70	8-146502-5
	85.95 [3.384]	83.82 [3.300]	33	68	8-146502-4
	83.41 [3.284]	81.28 [3.200]	32	66	8-146502-3
	80.87 [3.184]	78.74 [3.100]	31	64	8-146502-2
	78.33 [3.084]	76.20 [3.000]	30	62	8-146502-1
	75.79 [2.984]	73.66 [2.900]	29	60	8-146502-0
	73.25 [2.884]	71.12 [2.800]	28	58	7-146502-9
	70.71 [2.784]	68.58 [2.700]	27	56	7-146502-8
	68.17 [2.684]	66.04 [2.600]	26	54	7-146502-7
	65.63 [2.584]	63.50 [2.500]	25	52	7-146502-6
	63.09 [2.484]	60.96 [2.400]	24	50	7-146502-5
	60.55 [2.384]	58.42 [2.300]	23	48	7-146502-4
	58.01 [2.284]	55.88 [2.200]	22	46	7-146502-3
	55.47 [2.184]	53.34 [2.100]	21	44	7-146502-2
	52.93 [2.084]	50.80 [2.000]	20	42	7-146502-1
	50.39 [1.984]	48.26 [1.900]	19	40	7-146502-0
	47.85 [1.884]	45.72 [1.800]	18	38	6-146502-9
	45.31 [1.784]	43.18 [1.700]	17	36	6-146502-8
	42.77 [1.684]	40.64 [1.600]	16	34	6-146502-7
	40.23 [1.584]	38.10 [1.500]	15	32	6-146502-6
	37.69 [1.484]	35.56 [1.400]	14	30	6-146502-5
	35.15 [1.384]	33.02 [1.300]	13	28	6-146502-4
	32.61 [1.284]	30.48 [1.200]	12	26	6-146502-3
	30.07 [1.184]	27.94 [1.100]	11	24	6-146502-2
	27.53 [1.084]	25.40 [1.000]	10	22	6-146502-1
	24.99 [.984]	22.86 [.900]	9	20	6-146502-0
	22.45 [.884]	20.32 [.800]	8	18	5-146502-9
	19.91 [.784]	17.78 [.700]	7	16	5-146502-8
	17.37 [.684]	15.24 [.600]	6	14	5-146502-7
	14.83 [.584]	12.70 [.500]	5	12	5-146502-6
	12.29 [.484]	10.16 [.400]	4	10	5-146502-5
	9.75 [.384]	7.62 [.300]	3	8	5-146502-4
	7.21 [.284]	5.08 [.200]	2	6	5-146502-3
	4.67 [.184]	2.54 [.100]	1	4	5-146502-2
	2.13 [.084]	-	-	2	5-146502-1
PLATING	G	F	E	NO. OF POSITIONS	PART NUMBER</

5	101.19 [3.984]	99.06 [3.900]	39	80	4-146502-0
5	98.65 [3.884]	96.52 [3.800]	38	78	3-146502-9
5	96.11 [3.784]	93.98 [3.700]	37	76	3-146502-8
5	93.57 [3.684]	91.44 [3.600]	36	74	3-146502-7
5	91.03 [3.584]	88.90 [3.500]	35	72	3-146502-6
5	88.49 [3.484]	86.36 [3.400]	34	70	3-146502-5
5	85.95 [3.384]	83.82 [3.300]	33	68	3-146502-4
5	83.41 [3.284]	81.28 [3.200]	32	66	3-146502-3
5	80.87 [3.184]	78.74 [3.100]	31	64	3-146502-2
5	78.33 [3.084]	76.20 [3.000]	30	62	3-146502-1
5	75.79 [2.984]	73.66 [2.900]	29	60	3-146502-0
5	73.25 [2.884]	71.12 [2.800]	28	58	2-146502-9
5	70.71 [2.784]	68.58 [2.700]	27	56	2-146502-8
5	68.17 [2.684]	66.04 [2.600]	26	54	2-146502-7
5	65.63 [2.584]	63.50 [2.500]	25	52	2-146502-6
5	63.09 [2.484]	60.96 [2.400]	24	50	2-146502-5
5	60.55 [2.384]	58.42 [2.300]	23	48	2-146502-4
5	58.01 [2.284]	55.88 [2.200]	22	46	2-146502-3
5	55.47 [2.184]	53.34 [2.100]	21	44	2-146502-2
5	52.93 [2.084]	50.80 [2.000]	20	42	2-146502-1
5	50.39 [1.984]	48.26 [1.900]	19	40	2-146502-0
5	47.85 [1.884]	45.72 [1.800]	18	38	1-146502-9
5	45.31 [1.784]	43.18 [1.700]	17	36	1-146502-8
5	42.77 [1.684]	40.64 [1.600]	16	34	1-146502-7
5	40.23 [1.584]	38.10 [1.500]	15	32	1-146502-6
5	37.69 [1.484]	35.56 [1.400]	14	30	1-146502-5
5	35.15 [1.384]	33.02 [1.300]	13	28	1-146502-4
5	32.61 [1.284]	30.48 [1.200]	12	26	1-146502-3
5	30.07 [1.184]	27.94 [1.100]	11	24	1-146502-2
5	27.53 [1.084]	25.40 [1.000]	10	22	1-146502-1
5	24.99 [.984]	22.86 [.900]	9	20	1-146502-0
5	22.45 [.884]	20.32 [.800]	8	18	146502-9
5	19.91 [.784]	17.78 [.700]	7	16	146502-8
5	17.37 [.684]	15.24 [.600]	6	14	146502-7
5	14.83 [.584]	12.70 [.500]	5	12	146502-6
5	12.29 [.484]	10.16 [.400]	4	10	146502-5
5	9.75 [.384]	7.62 [.300]	3	8	146502-4
5	7.21 [.284]	5.08 [.200]	2	6	146502-3
5	4.67 [.184]	2.54 [.100]	1	4	146502-2
5	2.13 [.084]	-	-	2	146502-1
PLATING	G	F	E	NO. OF POSITIONS	PART NUMBER

THIS DRAWING IS A CONTROLLED DOCUMENT.		DATE 11-NOV-96 BY BRANDBERG		 TE Connectivity	
		CHK G. DUBNICZKI 11-NOV-96			
DIMENSIONS: mm [INCHES]		APPRO G. DUBNICZKI 11-NOV-96		NAME	
TO FRANCES UNLESS OTHERWISE SPECIFIED: 0 P/LC ± — 1 P/LC ± — 2 P/LC ± 0.51[.02] 3 P/LC ± 0.127[.005] 4 P/LC ± 0.0127[.0005] ANGLES ± = — FINISH		PRODUCT SPEC		HEADER ASSEMBLY, MOD II, STACKING, DOUBLE ROW, .025 SO. POST, UNSHROUDED	
MATERIAL		APPLICATION SPEC		SIZE	CAGE CODE
 4		WEIGHT —		DRAWING NO	RESTRICTED TO
SEE TABLE		CUSTOMER DRAWING		A1 00779	146502
				SCALE	SHEET
				4:1	1 OF 1
				REV	A

Mouser Electronics

Authorized Distributor

Click to View Pricing, Inventory, Delivery & Lifecycle Information:

[TE Connectivity:](#)

[5-146502-3](#)