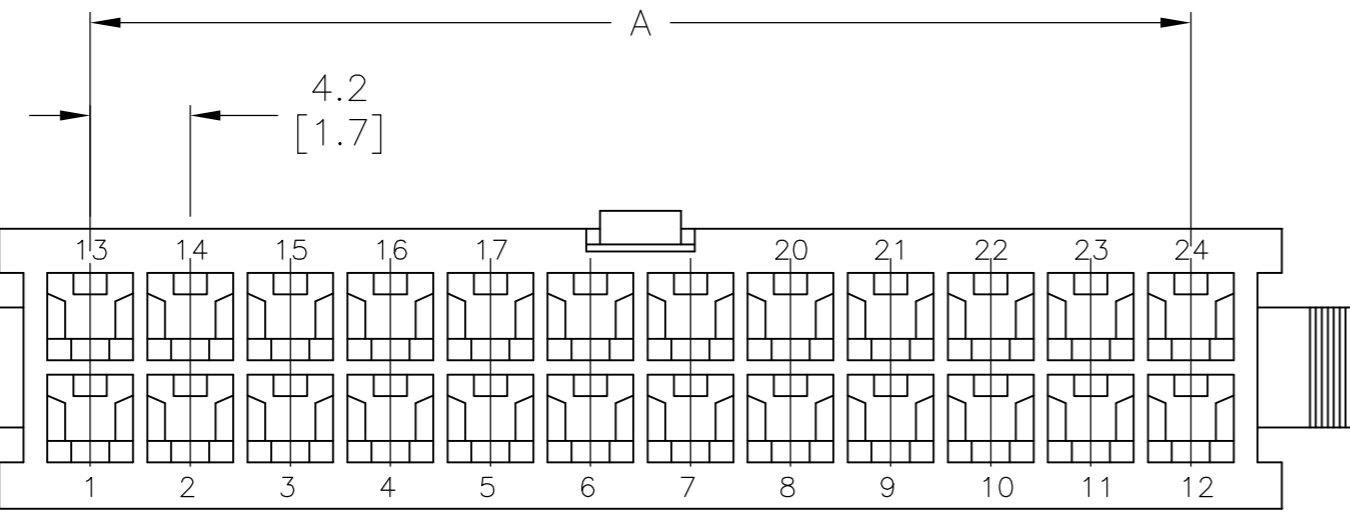
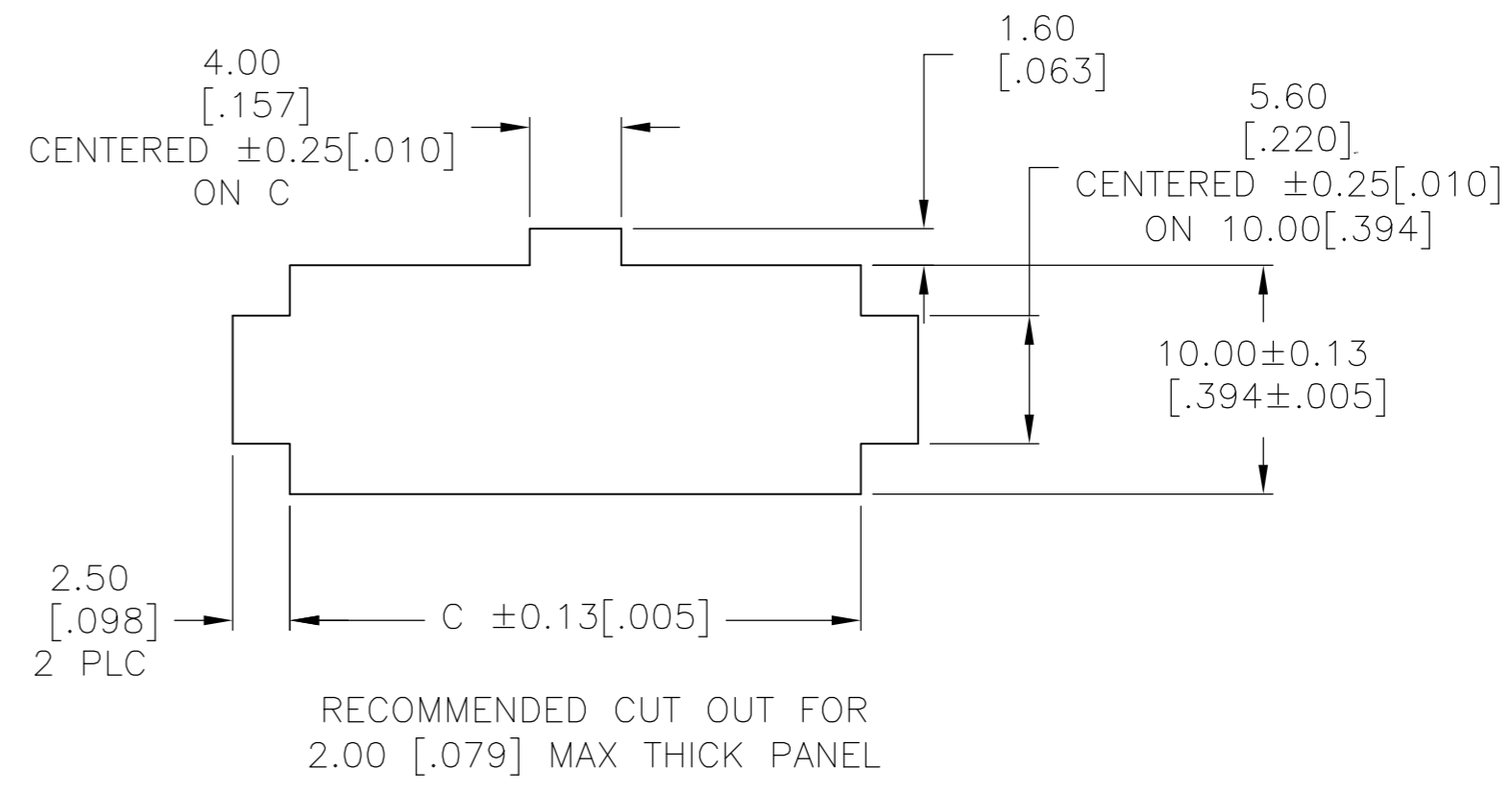
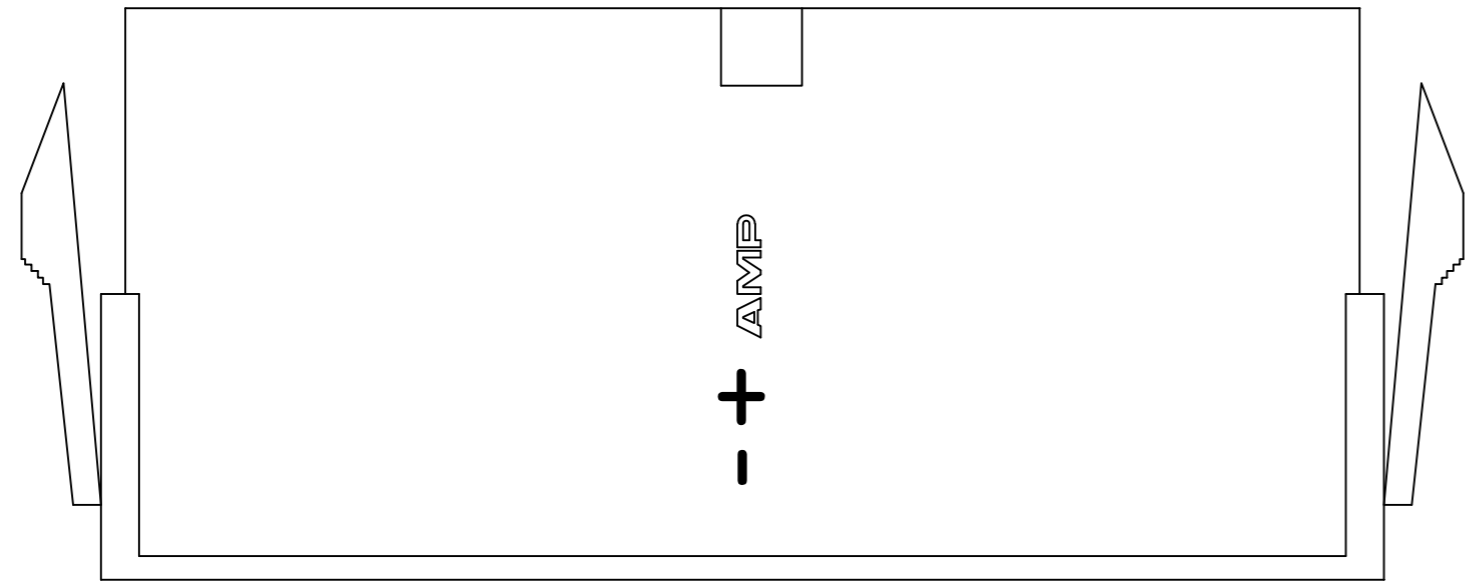
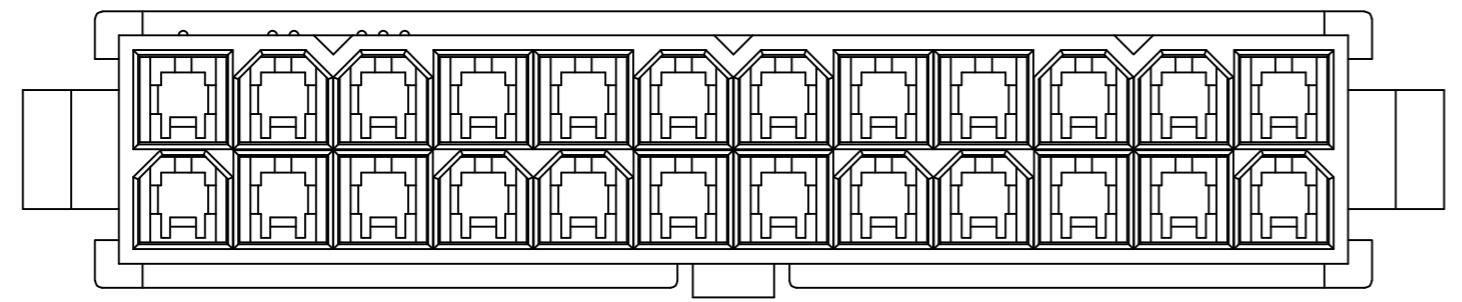
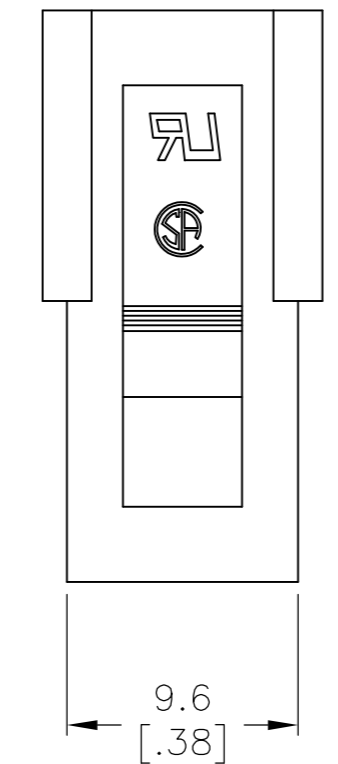
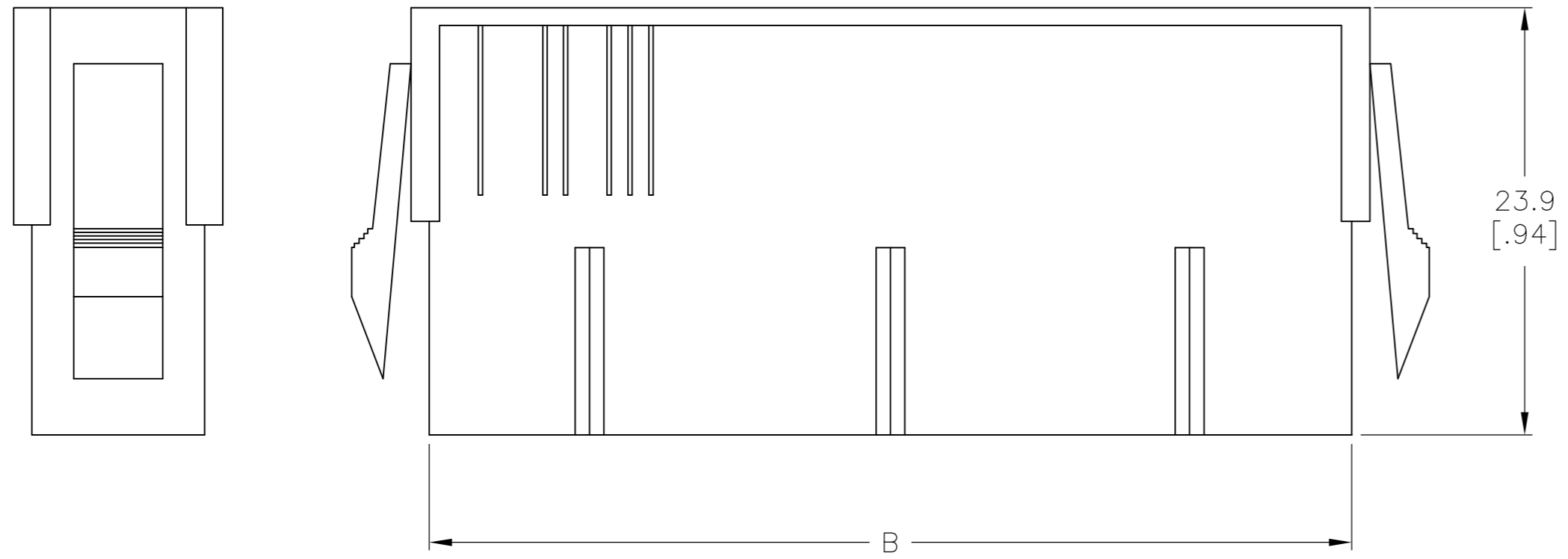


THIS DRAWING IS UNPUBLISHED. RELEASED FOR PUBLICATION
 © COPYRIGHT - By - ALL RIGHTS RESERVED.

LOC		DIST		REVISIONS			
P	LTR	DESCRIPTION		DATE	DWN	APVD	
CM	00	B1	REVISED PER ECO-11-004820	11MAR11	RK	HMR	



- 1 NYLON, UL94V-0.
- 2 PANEL MUST BE PUNCHED SO THAT THE HOUSING ENTERS THE PANEL IN THE SAME DIRECTION AS THE PUNCH.



52.00[2.047]	51.60[2.031]	46.2[1.82]	24	2-1586018-4
47.80[1.882]	47.40[1.866]	42.0[1.65]	22	2-1586018-2
43.60[1.717]	43.20[1.701]	37.8[1.49]	20	2-1586018-0
39.40[1.551]	39.00[1.535]	33.6[1.32]	18	1-1586018-8
35.20[1.386]	34.80[1.370]	29.4[1.16]	16	1-1586018-6
31.00[1.220]	30.60[1.205]	25.2[.99]	14	1-1586018-4
26.80[1.055]	26.40[1.039]	21.0[.83]	12	1-1586018-2
22.60[.889]	22.20[.874]	16.8[.66]	10	1-1586018-0
18.40[.724]	18.00[.709]	12.6[.50]	8	1586018-8
14.20[.559]	13.80[.543]	8.4[.33]	6	1586018-6
10.00[.394]	9.60[.378]	4.2[.17]	4	1586018-4
5.80[.223]	5.40[.213]	--	2	1586018-2
DIM C	DIM B	DIM A	POS	PART NUMBER

THIS DRAWING IS A CONTROLLED DOCUMENT.

DIMENSIONS: mm [INCHES]

TOLERANCES UNLESS OTHERWISE SPECIFIED:

0 PLC	± -
1 PLC	± 0.4 [.02]
2 PLC	± 0.25 [.010]
3 PLC	± 0.150 [.0059]
4 PLC	± -
ANGLES	± -
FINISH	± -

MATERIAL 1

TE Connectivity

PANEL MOUNT PLUG HOUSING, VO, VAL-U-LOK(TM)

SIZE A2 CAGE CODE 00779 DRAWING NO C=1586018 RESTRICTED TO -

CUSTOMER DRAWING SCALE SHEET 1 OF 1 REV B1

Mouser Electronics

Authorized Distributor

Click to View Pricing, Inventory, Delivery & Lifecycle Information:

[TE Connectivity:](#)

[2-1586018-0](#)