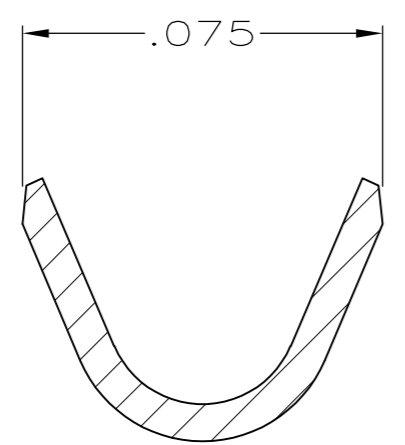
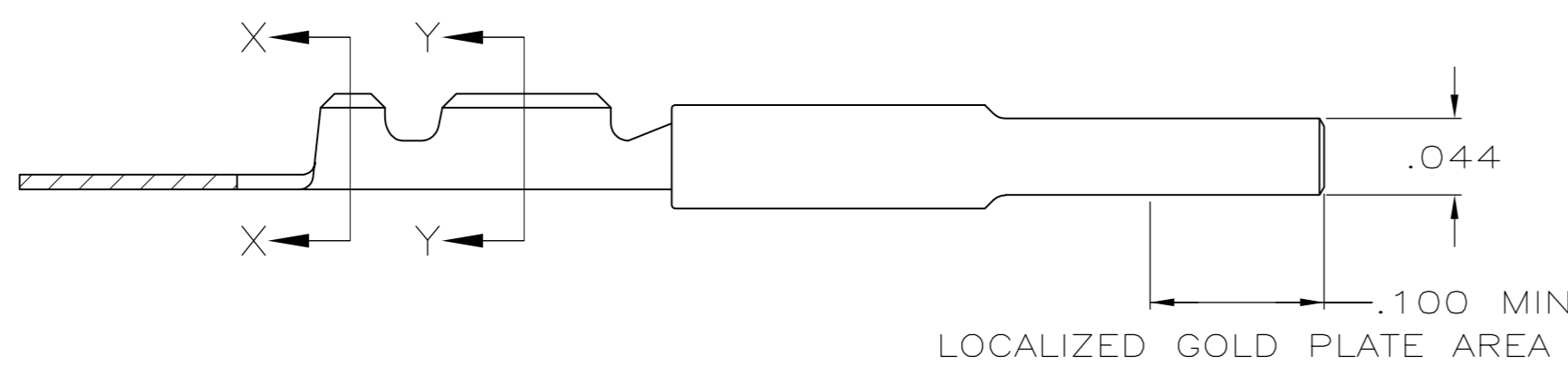
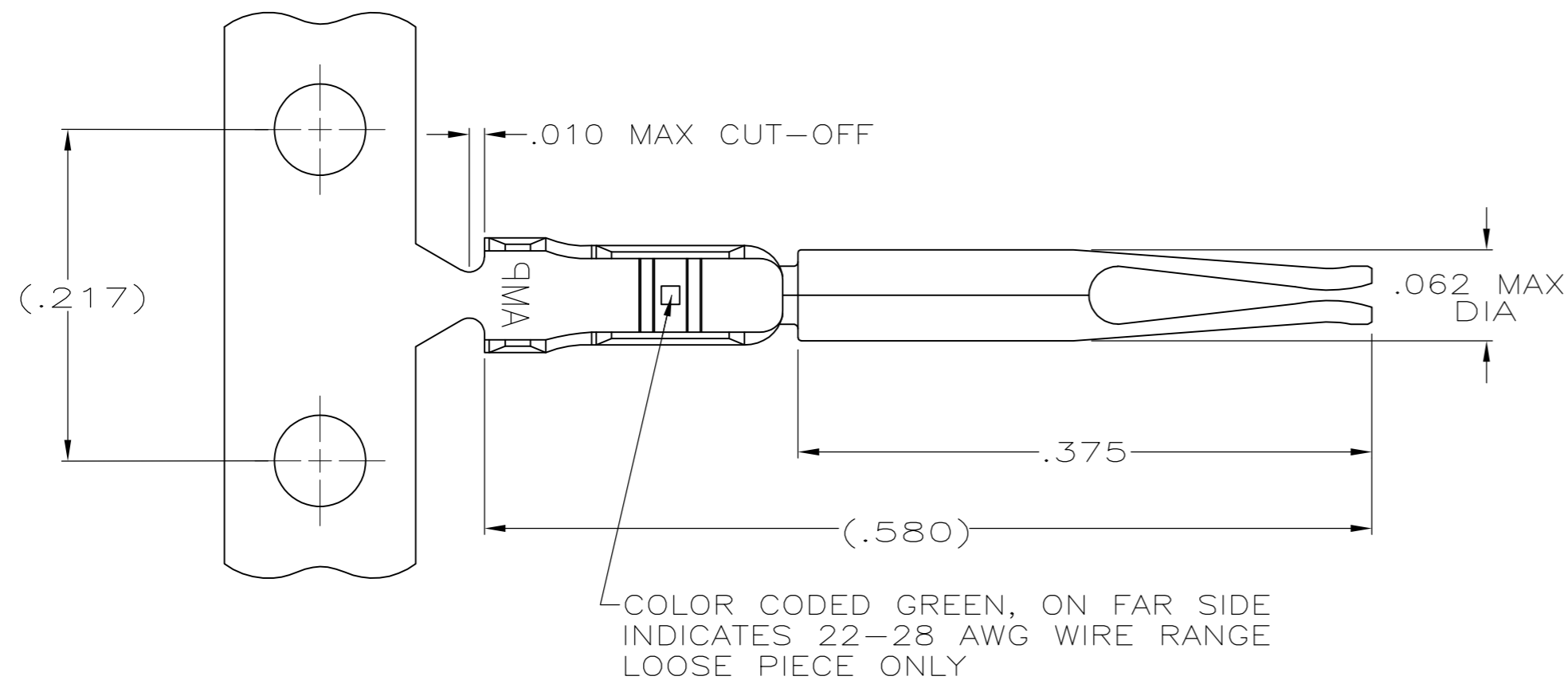
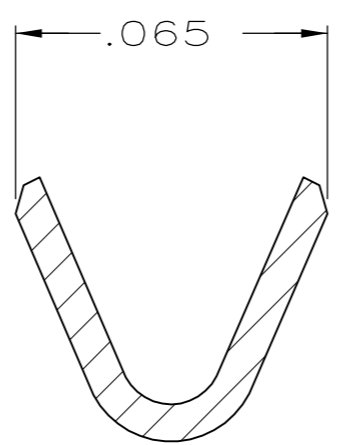


THIS DRAWING IS UNPUBLISHED. RELEASED FOR PUBLICATION
 © COPYRIGHT - By - ALL RIGHTS RESERVED.

LOC	DIST	REVISIONS					
GP	00	P	LTR	DESCRIPTION	DATE	DWN	APVD
		C		REVISED PER ECO-12-019403	05NOV2012	CJV	CWR



SECTION X-X
INSULATION BARREL



SECTION Y-Y
WIRE BARREL

- 1 FOR MINI APPLICATOR.
- 2 FOR HAND TOOL USE ONLY.
- 3. WIRE RANGE OF 22-28, INSULATION RANGE OF .030-.040.
- 4 .000050 MIN NICKEL UNDERPLATE ON ENTIRE CONTACT.
.000100 MIN TIN ON WIRE AND INSULATION BARRELS. .000030 MIN GOLD ON LOCALIZED GOLD PLATE AREA.
OR
.000050 MIN NICKEL UNDERPLATE ON ENTIRE CONTACT,
.000100 MIN TIN ON WIRE AND INSULATION BARRELS, GOLD FLASH OVER PALLADIUM-NICKEL, .000030 MIN TOTAL ON LOCALIZED GOLD PLATE AREA.
- 5 PLATED WITH GOLD FLASH IN LOCALIZED GOLD PLATE AREA, .000100 MIN. TIN ON WIRE BARRELS, OVER .000050 MIN. NICKEL UNDERPLATE.
- 6 .000030 MIN GOLD ON LOCALIZED GOLD PLATE AREA, .000100 MIN TIN ON WIRE BARRELS, BOTH OVER, .000050 MIN NICKEL UNERPLATE ON ENTIRE CONTACT.

6	1658686-6	1658686-5
5	1658686-4	1658686-3
4	1658686-2	1658686-1
FINISH	LOOSE PIECE 2	PART NUMBER 1

THIS DRAWING IS A CONTROLLED DOCUMENT. DIMENSIONING AND TOLERANCING PER ASME Y14.5M-2009		DWN L. BAUM 02JAN04		
DIMENSIONS: INCHES		CHK S. BOLASH 02JAN04		
TOLERANCES UNLESS OTHERWISE SPECIFIED:		APVD M. WALMSLEY 02JAN04	NAME SOCKET CONTACT, 22-28 AWG, 22 DF, AMPLIMITE	
0 PLC ± -	1 PLC ± -	PRODUCT SPEC 108-1268	SIZE CAGE CODE DRAWING NO RESTRICTED TO	
2 PLC ± -	3 PLC ± .005	APPLICATION SPEC 114-10001	A2 00779	C=1658686
4 PLC ± -	ANGLES ± 2°	MATERIAL PHOS BRONZE	WEIGHT -	SCALE 10:1 SHEET 1 of 1 REV C
FINISH SEE TABLE		CUSTOMER DRAWING		

Mouser Electronics

Authorized Distributor

Click to View Pricing, Inventory, Delivery & Lifecycle Information:

[TE Connectivity:](#)

[1658686-4](#)