

TABLE 1							
MODEL NUMBER	DESCRIPTION	AWG SIZE	No. OF COND	COND STRAND	LENGTH	FIG	COLOR CODE
65-TF224M	FLAT SILVER WIRE, 4C, 1000FT, NON-UL	28	4	7 X 36	1000FT	FIG 1	YELLOW, GREEN, RED, BLACK
65-TF226M	FLAT SILVER WIRE, 6C, 1000FT, NON-UL	28	6	7 X 36	1000FT	FIG 2	WHITE, BLACK, RED, GREEN, YELLOW, BLUE
65-TF228M	FLAT SILVER WIRE, 8C, 1000FT, NON-UL	28	8	7 X 36	1000FT	FIG 3	BLUE, ORANGE, BLACK, RED, GREEN, YELLOW, BROWN, WHITE



FIG 1

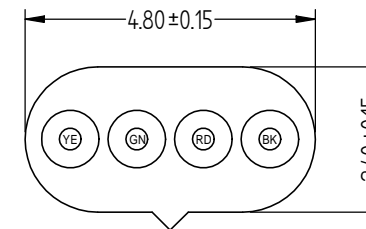


FIG 2

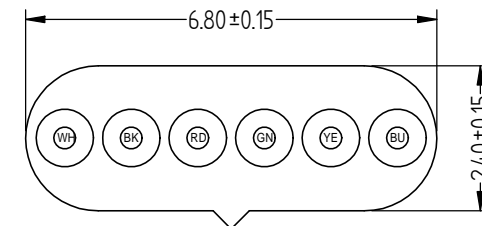
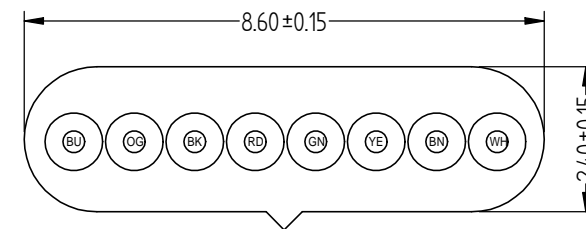


FIG 3



DESCRIPTION: FLAT SILVER WIRE, XC, 1000FT, NON-UL  
 MODEL NUMBER: 65-TF22XM (SEE TABLE 1)  
 APPLICATION: FLAT SILVER SATIN CABLE TELEPHONE AND COMPUTER  
 CRIMP TOOL: N/A  
 IMPEDANCE: N/A  
 FREQUENCY RANGE: N/A  
 MATERIAL: CONDUCTOR COPPER CLAD AL  
 INSULATOR PP  
 JACKET PVC  
 RoHS COMPLIANCE: YES  
 TECHNICAL DETAIL: N/A

	3RD ANGLE PROJECTION	Title: AIM-Cambridge	
		FLAT SILVER WIRE, XC, 1000FT, NON-UL	
<small>This PROPRIETARY Document is property of Cinch Connectivity Solutions. It is confidential in nature, non-transferable, and issued with the clear understanding that it is not traced or copied without permission and is returnable upon demand.</small>	UNLESS OTHERWISE SPECIFIED UNITS: METRIC	Model No. 65-TF22XM	
	.XX ± .51 .XXX ± .127 ANGLES ± 2°	Size A	DO NOT SCALE DRAWING
INTERPRET DRAWING IN ACCORDANCE WITH ASME Y14.5-2009.	Date: 5/4/2013	Sheet 1 of 1	

# Mouser Electronics

Authorized Distributor

Click to View Pricing, Inventory, Delivery & Lifecycle Information:

[Cinch Connectivity Solutions:](#)

[65-TF226M](#)