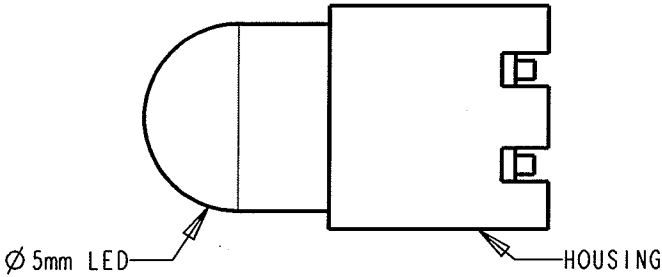


DIALIGHT PART NUMBER	LED COLOR	DIM. "A"	DIM. "B"	DIM. "C"	OPERATING CHARACTERISTICS AT 25°C AMBIENT							
					LUM. INT. (mcd)		FORWARD VOLTAGE (V)		I <sub>r</sub> (μA)	λ <sub>PEAK</sub> (nm)	VIEWING ANGLE (DEG)	TEST. COND.
					MIN	TYP	TYP	MAX	MAX			
550-0205-010F	LP GREEN DIFFUSED	.135	.020	.043	12.6	40	2.1	2.6	100	565	60	10mA
550-5205-010F	GREEN DIFFUSED	.190	.020	.043	17	34	2.2	3.0	10	563	50	20mA
550-5505-010F	RED WATER CLEAR	.197	.018	.040	80	125	2.2	3.0	100	635	24	20mA
550-5605-010F	GREEN WATER CLEAR	.197	.018	.040	80	120	2.3	3.0	100	565	24	20mA

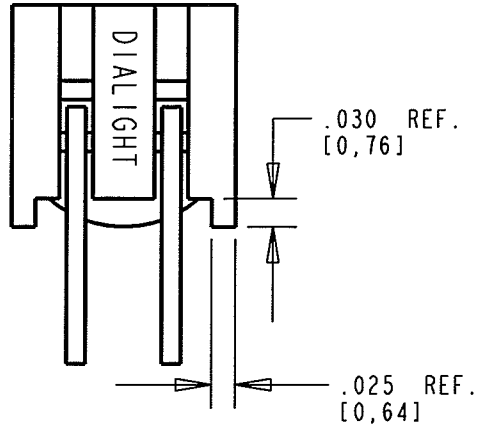
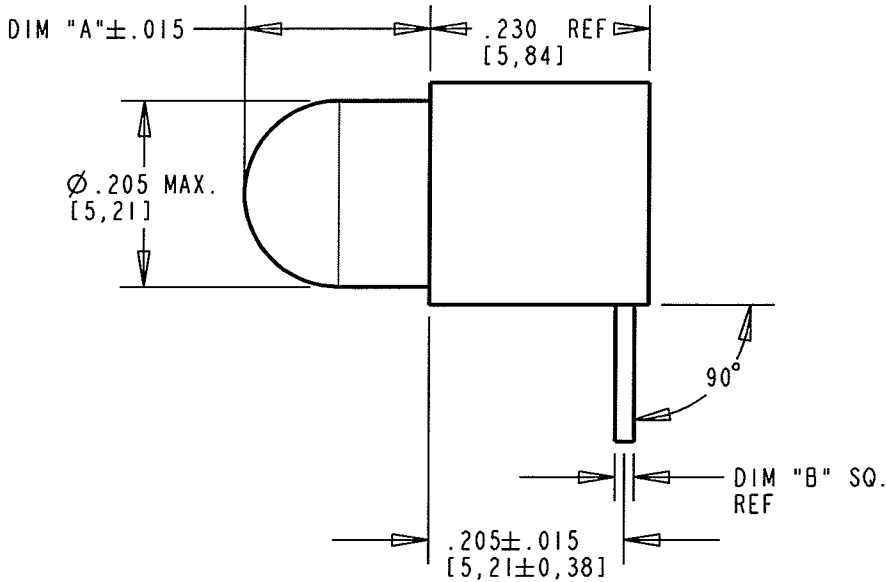
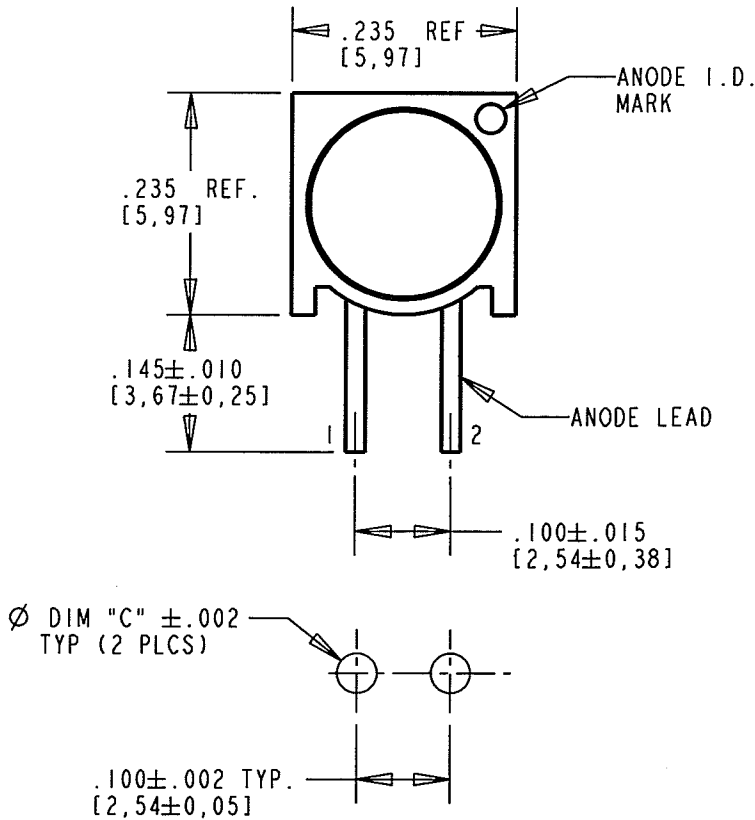
REV	ECN NO	REVISIONS	DRN	CKD	APP	DATE
A		NEW RELEASE	KLJ	7.0	7.0	8/21/08

RoHS COMPLIANT 550-XX05-010F

Part Numbers with the "F" suffix ending are RoHS Compliant.  
For example: 550-5205-010F  
Packaging is marked with "RoHS Compliant" label or equivalent markings. Parts can be wave soldered, dip soldered or hand soldered using typical lead-free soldering process with max 260°C temp. for 5 sec.



ABSOLUTE MAXIMUM RATINGS AT 25°C AMBIENT	COLOR				UNITS
	LP GREEN	GREEN	RED WC	GREEN WC	
POWER DISSIPATION	100	75	135	135	mW
CONTINUOUS FORWARD CURRENT	30	25	30	30	mA
PEAK FORWARD CURRENT	120	60	500	500	mA
DERATE LINEARLY FROM 50°C / 25°C FOR WC	0.4	0.5	0.4	0.4	mA/°C
REVERSE VOLTAGE	5	3	5	5	V
STORAGE TEMPERATURE	-55 TO +100				°C
OPERATING TEMPERATURE	-55 TO +100			-20 TO +100	°C
SOLDERING TEMPERATURE, 1/16" FROM BODY	260 FOR 5 SEC				°C



ATTENTION:  
OBSERVE PRECAUTIONS FOR  
HANDLING ELECTROSTATIC  
SENSITIVE DEVICES

RECOMMENDED HOLE PATTERN GAUGE



- NOTES:
- LED LEAD DIMENSIONS SHOWN ARE MEASURED AT HOUSING EXIT.
  - LEADS TO FIT INTO HOLES SPACED AS PER PATTERN.
  - PIN NUMBERS FOR REFERENCE ONLY, DESIGNATION NON-EXISTENT ON PART.
  - DIALIGHT PART NUMBERS: 550-XX05-010F.
  - THIS ASSEMBLY CONTAINS ELECTROSTATIC DISCHARGE SENSITIVE DEVICES (ESDS). MAINTAIN ALL PRECAUTIONARY MEASURES DURING ASSEMBLY, HANDLING, AND STORAGE IN ACCORDANCE WITH IPC-A-610.

THIS DRAWING AND THE CONTENTS HEREIN ARE CONFIDENTIAL AND THE SOLE PROPERTY OF DIALIGHT. REPRODUCTION OF THIS DRAWING OR CONSTRUCTION OF ANY PARTS WITHIN THIS DRAWING ARE FORBIDDEN WITHOUT THE WRITTEN CONSENT OF DIALIGHT.		
SCALE: 5.000	DRAWING NUMBER	REV
ALL DIM'S IN: INCHES (MM)	C-17653	A
TOLERANCES: UNLESS OTHERWISE SPECIFIED	TITLE 5mm LED CBI; SQ. BACK HOUSING; REVERSE POLARITY; RoHS COMPLIANT	
FRACTIONS: ±1/64 DECIMALS (.XX): ±.02 DECIMALS (.XXX): ±.015	MATERIAL	
ANGLES: ±3°	Dialight	
FINISH:	1501 ROUTE 34 SOUTH FARMINGDALE, NJ 07727	
FSCM 83330	SHEET 1 OF 1 FAMILY TABLE:	

# Mouser Electronics

Authorized Distributor

Click to View Pricing, Inventory, Delivery & Lifecycle Information:

Dialight:

[550-5205-010F](#) [550-5605-010F](#) [550-5505-010F](#) [550-0205-010F](#)