
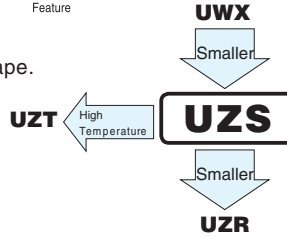


UZS 4.5mmL Chip Type



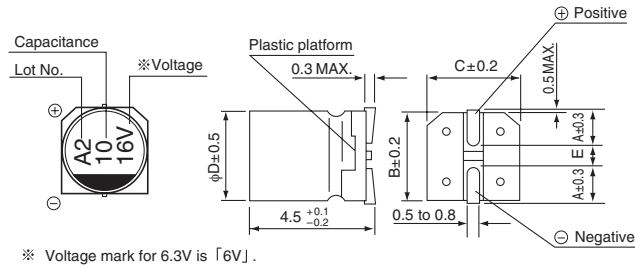
- Chip type with 4.5mm height.
- Designed for surface mounting on high density PC board.
- Applicable to automatic mounting machine fed with carrier tape.
- Compliant to the RoHS directive (2011/65/EU).
- AEC-Q200 compliant. Please contact us for details.



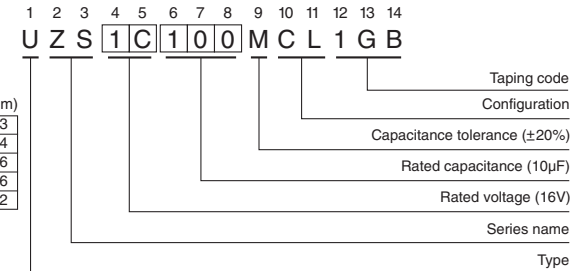
Specifications

Item	Performance Characteristics							
Category Temperature Range	-40 to +85°C							
Rated Voltage Range	4 to 50V							
Rated Capacitance Range	1 to 220μF							
Capacitance Tolerance	+20% at 120Hz, 20°C							
Leakage Current	After 2 minutes' application of rated voltage at 20°C, leakage current is not more than 0.01 CV or 3 (μA), whichever is greater.							
Tangent of loss angle (tan δ)	Measurement frequency : 120Hz at 20°C							
	Rated voltage (V)	4	6.3	10	16	25	35	50
Stability at Low Temperature	Measurement frequency : 120Hz							
	Rated voltage (V)	4	6.3	10	16	25	35	50
Endurance	Impedance ratio	Z-25°C / Z+20°C	7	4	3	2	2	2
	ZT / Z20 (MAX.)	Z-40°C / Z+20°C	15	8	8	4	4	3
Shelf Life	The specifications listed at right shall be met when the capacitors are restored to 20°C after the rated voltage is applied for 2000 hours at 85°C.		Capacitance change		Within ±20% of the initial capacitance value			
			tan δ		200% or less than the initial specified value			
			Leakage current		Less than or equal to the initial specified value			
Resistance to soldering heat	After storing the capacitors under no load at 85°C for 1000 hours and then performing voltage treatment based on JIS C 5101-4 clause 4.1 at 20°C, they shall meet the specified values for the endurance characteristics listed above.		Capacitance change		Within ±10% of the initial capacitance value			
			tan δ		Less than or equal to the initial specified value			
			Leakage current		Less than or equal to the initial specified value			
Marking	Black print on the case top.							

Chip Type



Type numbering system (Example : 16V 10μF)



Dimensions

Cap. (μF)	Code	4		6.3		10		16		25		35		50	
		0G	0J	1A	1C	1E	1V	1H							
1	010													4	8.4
2.2	2R2													4	13
3.3	3R3													4	17
4.7	4R7													5	20
10	100							4	23	5	27	5	29	6.3	33
22	220		4	28	5	33	5	37	6.3	42	6.3	46			
33	330	4	28	5	37	5	41	6.3	49	6.3	52				
47	470	4	33	5	45	6.3	52	6.3	58						
100	101	5	56	6.3	70										
220	221	6.3	96												

Rated ripple current (mA Arms) at 85°C 120Hz

Frequency coefficient of rated ripple current

Frequency	50 Hz	120 Hz	300 Hz	1 kHz	10 kHz or more
Coefficient	0.70	1.00	1.17	1.36	1.50

- Taping specifications are given in page 23.
- Recommended land size, soldering by reflow are given in page 18, 19.
- Please select UUR(p.156), UUG(p.162) if high C/V products are required.
- Please refer to page 3 for the minimum order quantity.

Mouser Electronics

Authorized Distributor

Click to View Pricing, Inventory, Delivery & Lifecycle Information:

Nichicon:

[UZS0J220MCL1GB](#) [UZS1E220MCL1GB](#) [UZS1H0R1MCL1GB](#) [UZR1V4R7MCL1GB](#) [UZS0G330MCL1GB](#)
[UZS0G470MCL1GB](#) [UZS0G101MCL1GB](#) [UZS0G221MCL1GB](#) [UZS0J330MCL1GB](#) [UZS0J470MCL1GB](#)
[UZS0J101MCL1GB](#) [UZS1A220MCL1GB](#) [UZS1A330MCL1GB](#) [UZS1A470MCL1GB](#) [UZS1C100MCL1GB](#)
[UZS1C220MCL1GB](#) [UZS1C330MCL1GB](#) [UZS1C470MCL1GB](#) [UZS1E4R7MCL1GB](#) [UZS1E100MCL1GB](#)
[UZS1E330MCL1GB](#) [UZS1V100MCL1GB](#) [UZS1V220MCL1GB](#) [UZS1HR22MCL1GB](#) [UZS1HR33MCL1GB](#)
[UZS1HR47MCL1GB](#) [UZS1H010MCL1GB](#) [UZS1H2R2MCL1GB](#) [UZS1H3R3MCL1GB](#) [UZS1H4R7MCL1GB](#)
[UZS1H100MCL1GB](#)