

Surface Mount Fuse, 5 x 20 mm, Time-Lag T, L, 250 VAC, Au plating



## IEC 60127-2 · 250 VAC · Time-Lag T

See below:

[Approvals and Compliances](#)**Description**

- Directly solderable on printed circuit boards
- L = Low Breaking Capacity
- For rated current 1 A to 16 A, SMD-SPT is recommended


**Applications**

- Primary protection on SMD PCBs

**References**[Packaging Details](#)**Weblinks**

[pdf datasheet](#), [html-datasheet](#), [General Product Information](#), [Packaging details](#), [Distributor-Stock-Check](#), [Detailed request for product](#), [Microsite](#)

**Technical Data**

|                              |   |
|------------------------------|---|
| Rated Voltage                | 250 VAC   |
| Rated current                | 0.05 - 20 A   |
| Breaking Capacity            | 35 A - 125 A  |
| Characteristic               | Time-Lag T  |
| Mounting                     | PCB, SMT  |
| Admissible Ambient Air Temp. | -55 °C to 125 °C  |
| Climatic Category            | 55/125/21 acc. to IEC 60068-1   |
| Material: Housing            | Glass   |
| Material: Terminals          | Gold-Plated Copper Alloy  |
| Unit Weight                  | 1.05 g  |
| Storage Conditions           | 0 °C to 60 °C, max. 70% r.h.  |
| Product Marking              |  Rated current, Rated Voltage, Characteristic, Breaking Capacity |

|                              |   |
|------------------------------|---|
| Soldering Methods            | Reflow<br><a href="#">Soldering Profile</a>                             |
| Solderability                | 245 °C / 3 sec acc. to IEC 60068-2-58, Test Td                          |
| Resistance to Soldering Heat | 260 °C / 10 sec acc. to IEC 60068-2-58, Test Td                         |
| Resistance to Vibration      | acc. to IEC 60068-2-6, test Fc  |
| Load Humidity Test           | MIL-STD-202, Method 103B<br>0.1 x In @ 0.85 r.H. @ 85 °C                |
| Moisture Resistance Test     | MIL-STD-202, Method 106E<br>(50 cycles in a temp./mister chamber)       |
| Terminal Strength            | MIL-STD-202, Method 211A<br>(Deflection of board 1 mm for 1 minute)     |
| Thermal Shock                | MIL-STD-202, Method 107D<br>(200 air-to-air cycles from -55 to +125 °C) |
| Case Resistance              | acc. to EIA/IS-722, Test 4.7<br>>100 MΩ (between leads and body)        |
| Resistance to Solvents       | MIL-STD-202, Method 215A  |

**Approvals and Compliances**





Detailed information on product approvals, code requirements, usage instructions and detailed test conditions can be looked up in [Details about Approvals](#)

SCHURTER products are designed for use in industrial environments. They have approvals from independent testing bodies according to national and international standards. Products with specific characteristics and requirements such as required in the automotive sector according to IATF 16949, medical technology according to ISO 134485 or in the aerospace industry can be offered exclusively with customer-specific, individual agreements by SCHURTER.

## Approvals



The approval mark is used by the testing authorities to certify compliance with the safety requirements placed on electronic products.

Approval Reference Type: SMD-FST

| Approval Logo  | Certificates  | Certification Body | Description                              |
|--|---------------|--------------------|--|
|  | VDE Approvals | VDE                | VDE Certificate Number:                  |
|  | UL Approvals  | UL                 | UL File Number: E41599                   |
|  | CQC Approvals | CQC                | CCC Certificate Number: 2013010207619145 |
|  | CQC Approvals | CQC                | CQC File Number: CQC13012100246          |


## Product standards

Product standards that are referenced

| Organization   | Design                | Standard           | Description                                     |
|--|-----------------------|--------------------|---|
|  | Designed according to | UL 248-14          | Low voltage fuses - Part 14: Additional fuses   |
|  | Designed according to | CSA22.2 No. 248.14 | Low-Voltage Fuses - Part 14: Supplemental Fuses |





## Application standards

Application standards where the product can be used

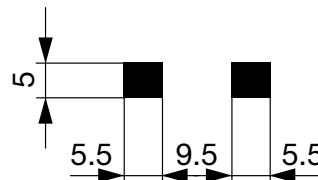
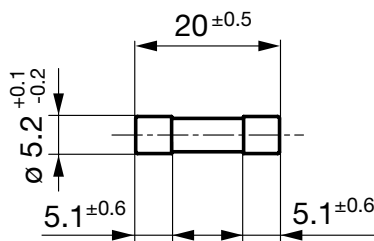
| Organization   | Design                         | Standard     | Description   |
|--|--------------------------------|--------------|---|
|  | Designed for applications acc. | IEC/UL 60950 | IEC 60950-1 includes the basic requirements for the safety of information technology equipment. |

## Compliances

The product complies with following Guide Lines

| Identification   | Details                      | Initiator   | Description   |
|--|------------------------------|-------------|---|
|  | CE declaration of conformity | SCHURTER AG | The CE marking declares that the product complies with the applicable requirements laid down in the harmonisation of Community legislation on its affixing in accordance with EU Regulation 765/2008. |
|  | RoHS                         | SCHURTER AG | EU Directive RoHS 2011/65/EU  |
|  | China RoHS                   | SCHURTER AG | The law SJ / T 11363-2006 (China RoHS) has been in force since 1 March 2007. It is similar to the EU directive RoHS.  |
|  | REACH                        | SCHURTER AG | On 1 June 2007, Regulation (EC) No 1907/2006 on the Registration, Evaluation, Authorization and Restriction of Chemicals 1 (abbreviated as "REACH") entered into force.                               |

## Dimension [mm]

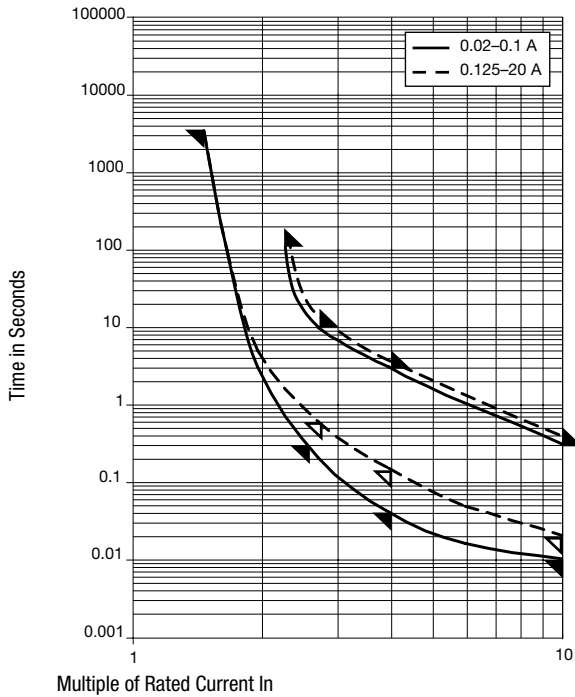


Soldering pads

**Pre-Arcing Time**


| Rated Current In | 1.5 x In min. | 2.1 x In max. | 2.75 x In min. | 2.75 x In max. | 4.0 x In min. | 4.0 x In max. | 10.0 x In min. | 10.0 x In max. |
|------------------|---------------|---------------|----------------|----------------|---------------|---------------|----------------|----------------|
| 0.05 A - 0.1 A   | 60 min        | 120 s         | 300 ms         | 10 s           | 40 ms         | 3 s           | 10 ms          | 300 ms         |
| 0.125 A - 6.3 A  | 60 min        | 120 s         | 600 ms         | 10 s           | 150 ms        | 3 s           | 20 ms          | 300 ms         |
| 8 A - 10 A       | 30 min        | 120 s         | 600 ms         | 10 s           | 150 ms        | 3 s           | 20 ms          | 300 ms         |
| 12.5 A - 20 A    | 15 min        | 120 s         | 600 ms         | 10 s           | 150 ms        | 3 s           | 20 ms          | 300 ms         |

**Time-Current-Curves**



**All Variants**

| Rated Current [A] | Rated Voltage [VAC] | Breaking Capacity | Voltage Drop 1.0 In max. [mV] | Voltage Drop 1.0 In typ. [mV] | Power Dissipation 1.5 In max. [mW] | Power Dissipation 1.5 In typ. [mW] | Melting I <sup>2</sup> t 10.0 In typ. [A <sup>2</sup> s] |       | Order Number |
|-------------------|---------------------|-------------------|-------------------------------|-------------------------------|------------------------------------|------------------------------------|--|-------|--------------|
| 0.05              | 250                 | 1)                | 3500                          | 950                           | 1600                               | 125                                | 0.0363   | ● ● ● | 0034.5604.11 |
| 0.05              | 250                 | 1)                | 3500                          | 950                           | 1600                               | 125                                | 0.0363   | ● ● ● | 0034.5604.22 |
| 0.063             | 250                 | 1)                | 3000                          | 1300                          | 1600                               | 200                                | 0.0401   | ● ● ● | 0034.5605.11 |
| 0.063             | 250                 | 1)                | 3000                          | 1300                          | 1600                               | 200                                | 0.0401   | ● ● ● | 0034.5605.22 |
| 0.08              | 250                 | 1)                | 3000                          | 1100                          | 1600                               | 300                                | 0.057  | ● ● ● | 0034.5606.11 |
| 0.08              | 250                 | 1)                | 3000                          | 1100                          | 1600                               | 300                                | 0.057  | ● ● ● | 0034.5606.22 |
| 0.1               | 250                 | 1)                | 2500                          | 565                           | 1600                               | 155                                | 0.107  | ● ● ● | 0034.5607.11 |
| 0.1               | 250                 | 1)                | 2500                          | 565                           | 1600                               | 155                                | 0.107  | ● ● ● | 0034.5607.22 |
| 0.125             | 250                 | 1)                | 2000                          | 400                           | 1600                               | 200                                | 0.064  | ● ● ● | 0034.5608.11 |
| 0.125             | 250                 | 1)                | 2000                          | 400                           | 1600                               | 200                                | 0.064  | ● ● ● | 0034.5608.22 |
| 0.16              | 250                 | 1)                | 1900                          | 415                           | 1600                               | 185                                | 0.23   | ● ● ● | 0034.5609.11 |
| 0.16              | 250                 | 1)                | 1900                          | 415                           | 1600                               | 185                                | 0.23   | ● ● ● | 0034.5609.22 |
| 0.2               | 250                 | 1)                | 1500                          | 270                           | 1600                               | 200                                | 0.256  | ● ● ● | 0034.5610.11 |
| 0.2               | 250                 | 1)                | 1500                          | 270                           | 1600                               | 200                                | 0.256  | ● ● ● | 0034.5610.22 |
| 0.25              | 250                 | 1)                | 1300                          | 210                           | 1600                               | 200                                | 0.238  | ● ● ● | 0034.5611.11 |
| 0.25              | 250                 | 1)                | 1300                          | 210                           | 1600                               | 200                                | 0.238  | ● ● ● | 0034.5611.22 |
| 0.315             | 250                 | 1)                | 1100                          | 170                           | 1600                               | 200                                | 0.544  | ● ● ● | 0034.5612.11 |
| 0.315             | 250                 | 1)                | 1100                          | 170                           | 1600                               | 200                                | 0.544  | ● ● ● | 0034.5612.22 |
| 0.4               | 250                 | 1)                | 1000                          | 150                           | 1600                               | 200                                | 0.768  | ● ● ● | 0034.5613.11 |
| 0.4               | 250                 | 1)                | 1000                          | 150                           | 1600                               | 200                                | 0.768  | ● ● ● | 0034.5613.22 |

| Rated Current [A] | Rated Voltage [VAC] | Breaking Capacity | Voltage Drop 1.0 In max. [mV] | Voltage Drop 1.0 In typ. [mV] | Power Dissipation 1.5 In max. [mW] | Power Dissipation 1.5 In typ. [mW] | Melting I <sup>2</sup> t 10.0 In typ. [A <sup>2</sup> s] |  | Order Number |
|-------------------|---------------------|-------------------|-------------------------------|-------------------------------|------------------------------------|------------------------------------|--|---|--------------|
| 0.5               | 250                 | 1)                | 900                           | 160                           | 1600                               | 200                                | 3  | ● ● ●   | 0034.5614.11 |
| 0.5               | 250                 | 1)                | 900                           | 160                           | 1600                               | 200                                | 3  | ● ● ●   | 0034.5614.22 |
| 0.63              | 250                 | 1)                | 300                           | 160                           | 1600                               | 200                                | 4.35   | ● ● ●   | 0034.5615.11 |
| 0.63              | 250                 | 1)                | 300                           | 160                           | 1600                               | 200                                | 4.35   | ● ● ●   | 0034.5615.22 |
| 0.8               | 250                 | 1)                | 250                           | 120                           | 1600                               | 200                                | 3.85   | ● ● ●   | 0034.5616.11 |
| 0.8               | 250                 | 1)                | 250                           | 120                           | 1600                               | 200                                | 3.85   | ● ● ●   | 0034.5616.22 |
| 1                 | 250                 | 1)                | 150                           | 60                            | 1600                               | 200                                | 3.3  | ● ● ●   | 0034.5617.11 |
| 1                 | 250                 | 1)                | 150                           | 60                            | 1600                               | 200                                | 3.3  | ● ● ●   | 0034.5617.22 |
| 1.25              | 250                 | 1)                | 150                           | 60                            | 1600                               | 300                                | 5.5  | ● ● ●   | 0034.5618.11 |
| 1.25              | 250                 | 1)                | 150                           | 60                            | 1600                               | 300                                | 5.5  | ● ● ●   | 0034.5618.22 |
| 1.6               | 250                 | 1)                | 150                           | 60                            | 1600                               | 300                                | 10.5   | ● ● ●   | 0034.5619.11 |
| 1.6               | 250                 | 1)                | 150                           | 60                            | 1600                               | 300                                | 10.5   | ● ● ●   | 0034.5619.22 |
| 2                 | 250                 | 1)                | 150                           | 60                            | 1600                               | 300                                | 16   | ● ● ●   | 0034.5620.11 |
| 2                 | 250                 | 1)                | 150                           | 60                            | 1600                               | 300                                | 16   | ● ● ●   | 0034.5620.22 |
| 2.5               | 250                 | 1)                | 120                           | 60                            | 1600                               | 400                                | 21.9   | ● ● ●   | 0034.5621.11 |
| 2.5               | 250                 | 1)                | 120                           | 60                            | 1600                               | 400                                | 21.9   | ● ● ●   | 0034.5621.22 |
| 3.15              | 250                 | 1)                | 100                           | 60                            | 1600                               | 500                                | 47   | ● ● ●   | 0034.5622.11 |
| 3.15              | 250                 | 1)                | 100                           | 60                            | 1600                               | 500                                | 47   | ● ● ●   | 0034.5622.22 |
| 4                 | 250                 | 2)                | 100                           | 60                            | 1600                               | 800                                | 68.3   | ● ● ●   | 0034.5623.11 |
| 4                 | 250                 | 2)                | 100                           | 60                            | 1600                               | 800                                | 68.3   | ● ● ●   | 0034.5623.22 |
| 5                 | 250                 | 2)                | 100                           | 60                            | 1600                               | 900                                | 102  | ● ● ●   | 0034.5624.11 |
| 5                 | 250                 | 2)                | 100                           | 60                            | 1600                               | 900                                | 102  | ● ● ●   | 0034.5624.22 |
| 6.3               | 250                 | 2)                | 100                           | 60                            | 1600                               | 1000                               | 190  | ● ● ●   | 0034.5625.11 |
| 6.3               | 250                 | 2)                | 100                           | 60                            | 1600                               | 1000                               | 190  | ● ● ●   | 0034.5625.22 |
| 8                 | 250                 | 2)                | 100                           | 60                            | 4000                               | 1300                               | 275  | ● ● ●   | 0034.5626.11 |
| 8                 | 250                 | 2)                | 100                           | 60                            | 4000                               | 1300                               | 275  | ● ● ●   | 0034.5626.22 |
| 10                | 250                 | 2)                | 100                           | 60                            | 4000                               | 1300                               | 520  | ● ● ●   | 0034.5627.11 |
| 10                | 250                 | 2)                | 100                           | 60                            | 4000                               | 1300                               | 520  | ● ● ●   | 0034.5627.22 |
| 12.5              | 250                 | 3)                | -                             | 60                            | -                                  | 2500                               | 750  | ● ● ●   | 0034.5628.11 |
| 12.5              | 250                 | 3)                | -                             | 60                            | -                                  | 2500                               | 750  | ● ● ●   | 0034.5628.22 |
| 16                | 250                 | 3)                | -                             | 60                            | -                                  | 3300                               | 1638   | ● ● ●   | 0034.5629.11 |
| 16                | 250                 | 3)                | -                             | 60                            | -                                  | 3300                               | 1638   | ● ● ●   | 0034.5629.22 |
| 20                | 250                 | 3)                | -                             | 60                            | -                                  | 4200                               | 3057   | ● ● ●   | 0034.5630.11 |
| 20                | 250                 | 3)                | -                             | 60                            | -                                  | 4200                               | 3057   | ● ● ●   | 0034.5630.22 |

Most Popular.

Availability for all products can be searched real-time: <https://www.schurter.com/en/Stock-Check/Stock-Check-SCHURTER>

- 1) 35 A @ 250 VAC
- 2) 10 In @ 250 VAC
- 3) 125 A @ 250 VAC

**Packaging Unit**    .xx = .11 Plastic Bag (100 pcs.)  
                               .xx = .22 Blister Tape 33 cm Reel (1000 pcs.)

# Mouser Electronics

Authorized Distributor

Click to View Pricing, Inventory, Delivery & Lifecycle Information:

## Schurter:

[0034.5620.11](#) [0034.5619.22](#) [0034.5621.22](#) [0034.5630.22](#) [0034.5619.11](#) [0034.5622.22](#) [0034.5618.11](#)  
[0034.5604.11](#) [0034.5604.22](#) [0034.5605.11](#) [0034.5605.22](#) [0034.5606.11](#) [0034.5606.22](#) [0034.5607.11](#) [0034.5607.22](#)  
[0034.5608.11](#) [0034.5608.22](#) [0034.5609.11](#) [0034.5609.22](#) [0034.5610.11](#) [0034.5610.22](#) [0034.5611.11](#)  
[0034.5611.22](#) [0034.5612.11](#) [0034.5612.22](#) [0034.5613.11](#) [0034.5613.22](#) [0034.5614.11](#) [0034.5614.22](#) [0034.5615.11](#)  
[0034.5615.22](#) [0034.5616.11](#) [0034.5616.22](#) [0034.5629.11](#) [0034.5624.22](#) [0034.5623.11](#) [0034.5629.22](#)  
[0034.5620.22](#) [0034.5623.22](#) [0034.5624.11](#) [0034.5622.11](#) [0034.5618.22](#) [0034.5617.22](#) [0034.5626.22](#) [0034.5628.22](#)  
[0034.5621.11](#) [0034.5625.22](#) [0034.5627.22](#) [0034.5625.11](#) [0034.5617.11](#) [0034.5630.11](#) [0034.5628.11](#)  
[0034.5626.11](#) [0034.5627.11](#)