

Inline terminal - IB IL 24/230 DOR1/W-PAC - 2861881

Please be informed that the data shown in this PDF Document is generated from our Online Catalog. Please find the complete data in the user's documentation. Our General Terms of Use for Downloads are valid (<http://phoenixcontact.com/download>)



Inline, SPDT relay contact, Relay output: 1 (floating contacts), 24 V AC / 230 V AC, 3 A, for switching ohmic loads, Transmission speed in the local bus 500 kBit/s, Degree of protection IP20, including Inline connector and labeling field

Product Description

The digital output terminals are designed for the connection of digital actuators, such as electromagnetic valves, contactors or visual indicators. All the typical applications are covered by the standard automation terminals.

The I/O equipment is connected by a simple or an extended Inline plug, depending on the number of channels. The multi-wire connection method is available in both cases.

The Inline relay terminal makes it possible to switch any I/O voltage up to a maximum of 230 V AC.

Therefore, a relay with a floating PDT contact is integrated in the terminal. Connection to the I/O devices is made with a simple Inline plug.

The Inline terminals can be labeled using hinged labeling fields. The fields have insert cards that can be labeled individually to suit the application.

Additionally, there is the proven ZBFM-6... Zack strip for labeling the terminal points.

Product Features

- Safe isolation
- Floating connection for one actuator
- Nominal current at the output: 3 A
- Total current of the terminal: 3 A
- Diagnostic and status indicators



Key Commercial Data

Packing unit	1 pc
Weight per Piece (excluding packing)	79.4 g
Custom tariff number	85389091
Country of origin	Germany

Technical data

Note

Utilization restriction	EMC: class A product, see manufacturer's declaration in the download area
-------------------------	---

Dimensions

Inline terminal - IB IL 24/230 DOR1/W-PAC - 2861881

Technical data

Dimensions

Width	12.2 mm
Height	119.8 mm
Depth	71.5 mm
Note on dimensions	Housing dimensions

Ambient conditions

Ambient temperature (operation)	-25 °C ... 55 °C
Ambient temperature (storage/transport)	-25 °C ... 85 °C
Permissible humidity (operation)	75 % ... 85 % (in the range of -25°C ... +55°C, appropriate measures against increased humidity (> 85%) must be taken.)
Permissible humidity (storage/transport)	75 % ... 85 % (slight temporary condensation may sometimes appear on the housing)
Air pressure (operation)	70 kPa ... 106 kPa (up to 3000 m above sea level)
Air pressure (storage/transport)	70 kPa ... 106 kPa (up to 3000 m above sea level)
Degree of protection	IP20

General

Mounting type	DIN rail
Net weight	46 g
Note on weight specifications	Without plug

Interfaces

Designation	Inline local bus
Connection method	Inline data jumper
Transmission speed	500 kBit/s

Power supply for module electronics

Supply voltage	24 V DC (nominal value)
Supply voltage range	19.2 V DC ... 30 V DC (including all tolerances, including ripple)
Communications power U_L	7.5 V (via voltage jumper)
Current consumption	max. 60 mA (from the local bus)
Power consumption	max. 0.45 W (from the local bus)

Inline potentials

Communications power U_L	7.5 V
Current consumption from U_L	max. 60 mA
Segment circuit supply U_S	24 V DC (nominal value)

Digital outputs

Output name	Relay output
Output description	SPDT relay contact

Inline terminal - IB IL 24/230 DOR1/W-PAC - 2861881

Technical data

Digital outputs

Connection method	Spring-cage connection
Number of outputs	1 (floating contacts)
Nominal output voltage	24 V AC
Maximum output current per channel	3 A
Maximum output current per module	3 A

Standards and Regulations

Test section	Relay contact / Bus logics 4 kV 50 Hz 1 min.
	Contact/contact 1 kV 50 Hz 1 min.
	Contact / PE 1 kV 50 Hz 1 min.
Connection in acc. with standard	CUL
Protection class	I, IEC 61140, EN 61140, VDE 0140-1

Classifications

eCl@ss

eCl@ss 4.0	27250302
eCl@ss 4.1	27250302
eCl@ss 5.0	27250302
eCl@ss 5.1	27242604
eCl@ss 6.0	27242604
eCl@ss 7.0	27242604
eCl@ss 8.0	27242604
eCl@ss 9.0	27242604

ETIM

ETIM 2.0	EC001430
ETIM 3.0	EC001599
ETIM 4.0	EC001599
ETIM 5.0	EC001599

UNSPSC

UNSPSC 6.01	43172015
UNSPSC 7.0901	43201404
UNSPSC 11	43172015
UNSPSC 12.01	43201404
UNSPSC 13.2	43201404

Inline terminal - IB IL 24/230 DOR1/W-PAC - 2861881

Approvals

Approvals

Approvals


UL Recognized / cUL Recognized / LR / BV / ABS / BSH / EAC / cULus Recognized

Ex Approvals

UL Listed / cUL Listed / cULus Listed

Approvals submitted

Approval details

UL Recognized 

cUL Recognized 


LR

BV

ABS

BSH

EAC

cULus Recognized 

Inline terminal - IB IL 24/230 DOR1/W-PAC - 2861881

Accessories

Accessories

Connector set

Connector set - IB IL DOR LV-PLSET - 2742667



Connector set for distance terminal

Distance terminal

Inline terminal - IB IL DOR LV-SET - 2742641



Inline distance terminal, without accessories

Inline terminal - IB IL DOR LV-SET-PAC - 2861645



Inline distance terminal, complete with accessories

Inline terminal - IB IL DOR LV-SET - 2742641



Inline distance terminal, without accessories

Labeling panel

Inline terminal - IB IL 24/230 DOR1/W-PAC - 2861881

Accessories

Labeling field - IB IL FIELD 2 - 2727501

Labeling field, width: 12.2 mm



Labeling field - IB IL FIELD 8 - 2727515

Labeling field, width: 48.8 mm



Plug

Inline connector - IB IL SCN-8-AC-REL - 2740290



Plug, for digital 1, 2 or 8-channel Inline terminals with AC voltage

Terminal marking

Insert strip - ESL 62X10 - 0809492

Insert strip, Sheet, white, unlabeled, can be labeled with: Office printing systems, Plotter: Laser printer, Mounting type: Insert, Lettering field: 62 x 10 mm



Insert strip - ESL 62X46 - 0809502

Insert strip, Sheet, white, unlabeled, can be labeled with: Office printing systems, Plotter: Laser printer, Mounting type: Insert, Lettering field: 62 x 46 mm

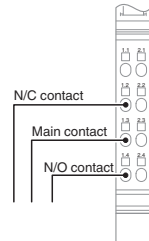


Inline terminal - IB IL 24/230 DOR1/W-PAC - 2861881

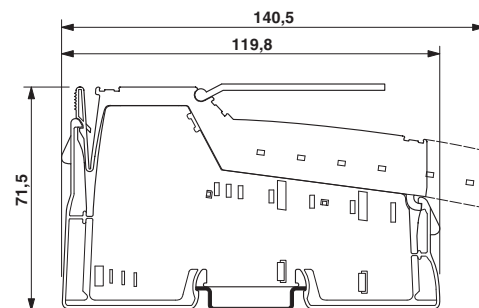
Accessories

Drawings

Connection diagram

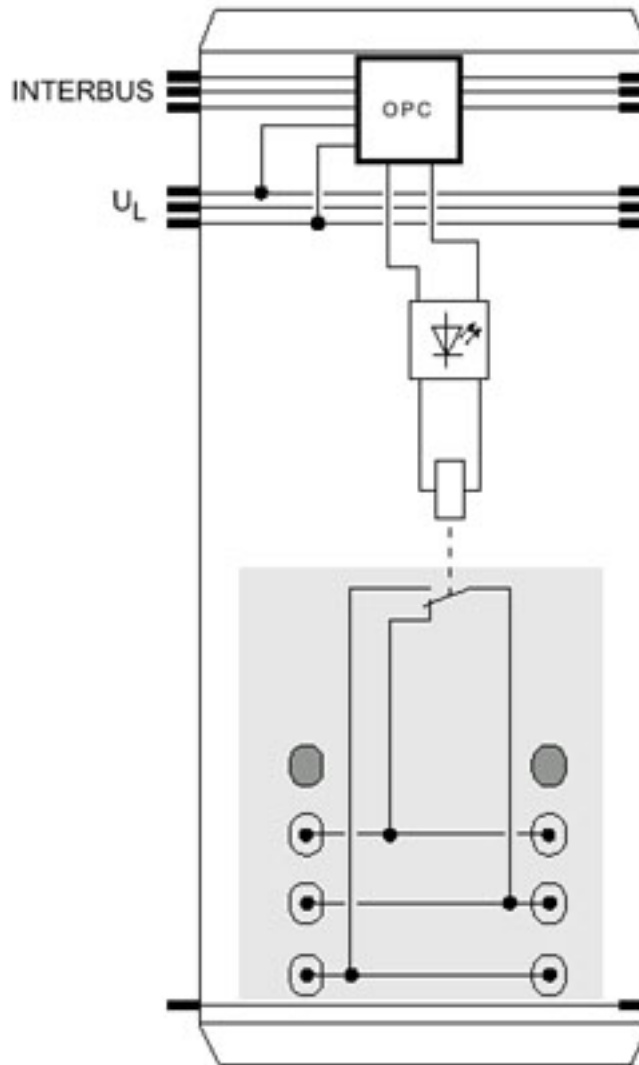


Dimensional drawing



Inline terminal - IB IL 24/230 DOR1/W-PAC - 2861881

Block diagram



Mouser Electronics

Authorized Distributor

Click to View Pricing, Inventory, Delivery & Lifecycle Information:

Phoenix Contact:

2861881