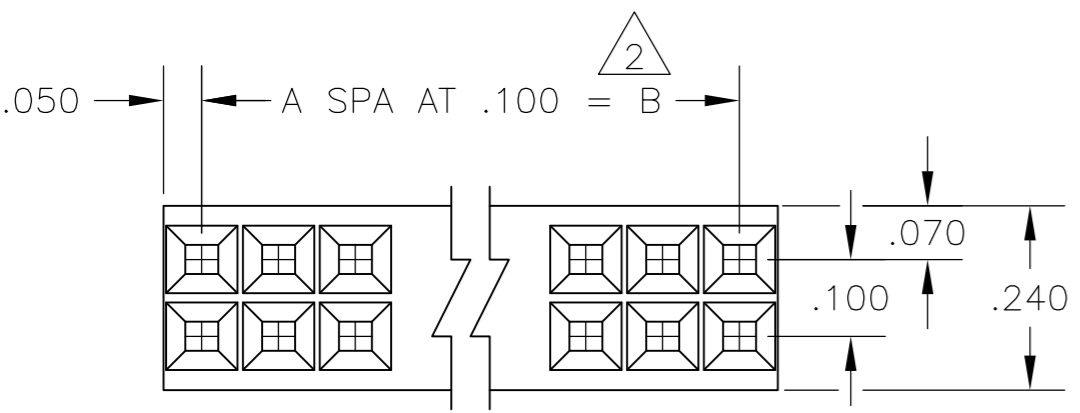
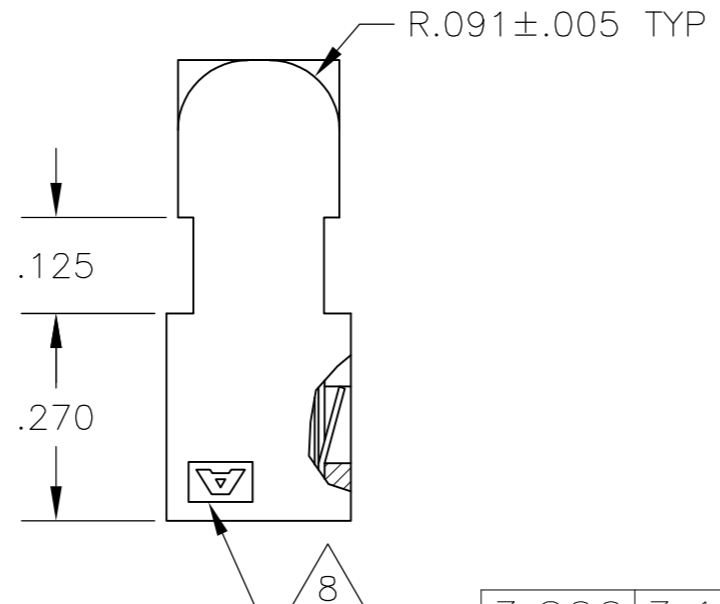
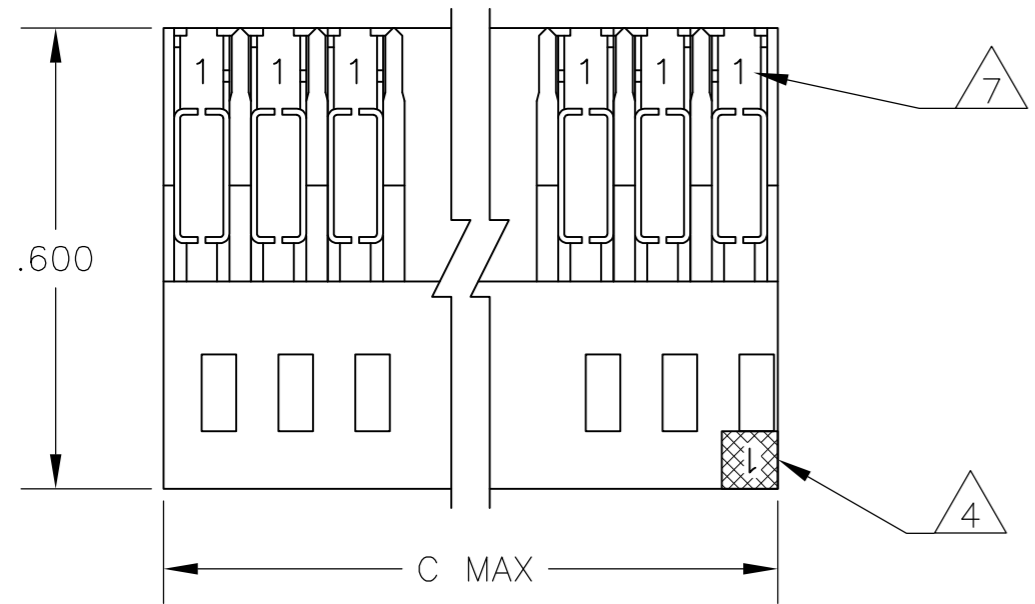


THIS DRAWING IS UNPUBLISHED. RELEASED FOR PUBLICATION
 © COPYRIGHT - By - ALL RIGHTS RESERVED.

LOC	DIST	REVISIONS					
AD	00	P	LTR	DESCRIPTION	DATE	DWN	APVD
		T		REVISED PER ECO-15-008006	17NOV2015	NK	MM



C	B	A	NO OF POS	ASSEMBLY PART NUMBER
3.200	3.100	31	64	3 8-102393-0
3.000	2.900	29	60	3 7-102393-8
2.700	2.600	26	54	3 7-102393-5
2.500	2.400	24	50	3 7-102393-3
2.000	1.900	19	40	3 6-102393-8
1.700	1.600	16	34	3 6-102393-5
1.600	1.500	15	32	3 6- -4
1.500	1.400	14	30	3 6- -3
1.400	1.300	13	28	3 6- -2
1.300	1.200	12	26	3 6- -1
1.200	1.100	11	24	3 6- -0
1.100	1.000	10	22	3 5- -9
1.000	.900	9	20	3 5- -8
.900	.800	8	18	3 5- -7
.800	.700	7	16	3 5- -6
.700	.600	6	14	3 5- -5
.600	.500	5	12	3 5- -4
.500	.400	4	10	3 5- -3
.400	.300	3	8	3 5- -2
.300	.200	2	6	3 5-102393-1

	C	B	A	NO OF POSN	ASSEMBLY PART NUMBER
SUPERSEDED	3.600	3.500	35	72	3-102393-4
SUPERSEDED	3.500	3.400	34	70	3- -3
SUPERSEDED	3.400	3.300	33	68	3- -2
SUPERSEDED	3.300	3.200	32	66	3- -1
SUPERSEDED	3.200	3.100	31	64	3- 1-0
SUPERSEDED	3.100	3.000	30	62	2- -9
SUPERSEDED	3.000	2.900	29	60	2- 1-8
SUPERSEDED	2.900	2.800	28	58	2- -7
SUPERSEDED	2.800	2.700	27	56	2- -6
9 OBSOLETE	2.700	2.600	26	54	2- 1-5
SUPERSEDED	2.600	2.500	25	52	2- -4
SUPERSEDED	2.500	2.400	24	50	2- 1-3
SUPERSEDED	2.400	2.300	23	48	2- -2
SUPERSEDED	2.300	2.200	22	46	2- -1
SUPERSEDED	2.200	2.100	21	44	2- -0
SUPERSEDED	2.100	2.000	20	42	1- -9
SUPERSEDED	2.000	1.900	19	40	1- 1-8
SUPERSEDED	1.900	1.800	18	38	1- -7
SUPERSEDED	1.800	1.700	17	36	1- -6
9 OBSOLETE	1.700	1.600	16	34	1- 1-5
9 OBSOLETE	1.600	1.500	15	32	1- 1-4
9 OBSOLETE	1.500	1.400	14	30	1- 1-3
9 OBSOLETE	1.400	1.300	13	28	1- 1-2
9 SUPERSEDED	1.300	1.200	12	26	1- 1-1
9 SUPERSEDED	1.200	1.100	11	24	1- 1-0
9 OBSOLETE	1.100	1.000	10	22	1- -9
9 SUPERSEDED	1.000	.900	9	20	1- 1-8
9 SUPERSEDED	.900	.800	8	18	1- -7
9 SUPERSEDED	.800	.700	7	16	1- 1-6
9 SUPERSEDED	.700	.600	6	14	1- -5
9 SUPERSEDED	.600	.500	5	12	1- 1-4
9 SUPERSEDED	.500	.400	4	10	1- -3
9 SUPERSEDED	.400	.300	3	8	1- 1-2
9 SUPERSEDED	.300	.200	2	6	1- 102393-1

- 1 .000030 GOLD IN THE CONTACT AREA, .000050-.000100 TIN-LEAD IN THE TERMINATION AREA, ALL OVER .000050 NICKEL.
- 2 TOLERANCE NON-CUMULATIVE.
- 3 .000030 GOLD IN THE CONTACT AREA, .000050-.000100 TIN IN THE TERMINATION AREA, ALL OVER .000050 NICKEL.
- 4 MOLDED CIRCUIT #1 IDENTIFIER IN LOCATION SHOWN.
- 5 OBSOLETE PART NUMBER
- 6 USE WITH 26-30 AWG WIRE SIZE, .050 MAX INSULATION DIA., .015 MAX INSULATION WALL THICKNESS.
- 7 CONTACT IDENTIFICATION NUMBER "1" LOCATED IN THIS AREA.
- 8 AMP TRADEMARK (EITHER SIDE).
- 9 OBSOLETE PARTS: OBSOLETE CIS STREAMLINING PER D.RENAUD/D.SINISI

THIS DRAWING IS A CONTROLLED DOCUMENT.

DWN	L.D.RINGLEY	7-1-85
CHK	P.C.deJONG	7-1-85
APVD	P.C.deJONG	7-1-85

TE Connectivity

ASSEMBLY, MASS TERMINATION, AMPMODU, DOUBLE ROW, .100 X .100 CL, #26-#30 AWG WIRE SIZE

SCALE 4:1 SHEET 1 of 1 REV T

Mouser Electronics

Authorized Distributor

Click to View Pricing, Inventory, Delivery & Lifecycle Information:

[TE Connectivity:](#)

[102393-3](#)