

THIS DRAWING IS UNPUBLISHED. RELEASED FOR PUBLICATION
 © COPYRIGHT - By - ALL RIGHTS RESERVED.

LOC		DIST		REVISIONS			
P	LTR	DESCRIPTION		DATE	DWN	APVD	
AD	00	A3		REVISED PER ECO-11-004820	11MAR11	RK	HMR

SPECIFICATIONS:
 MAKE-BEFORE-BREAK

MATERIALS:
 FRAME: STEEL, ZINC PLATE
 ACTUATOR: POM UL94HB, BLACK
 FIXED CONTACT/TERMINAL: COPPER ALLOY, SILVER OVER NICKEL PLATE
 MOVING CONTACT: COPPER ALLOY, SILVER CLAD
 COIL SPRING: TEMPERED STEEL WIRE
 BALL- TEMPERED CARBON STEEL
 TERMINAL BOARD: PHENOLIC, UL94HB
 TERMINAL SEAL: PHENOLIC RESIN

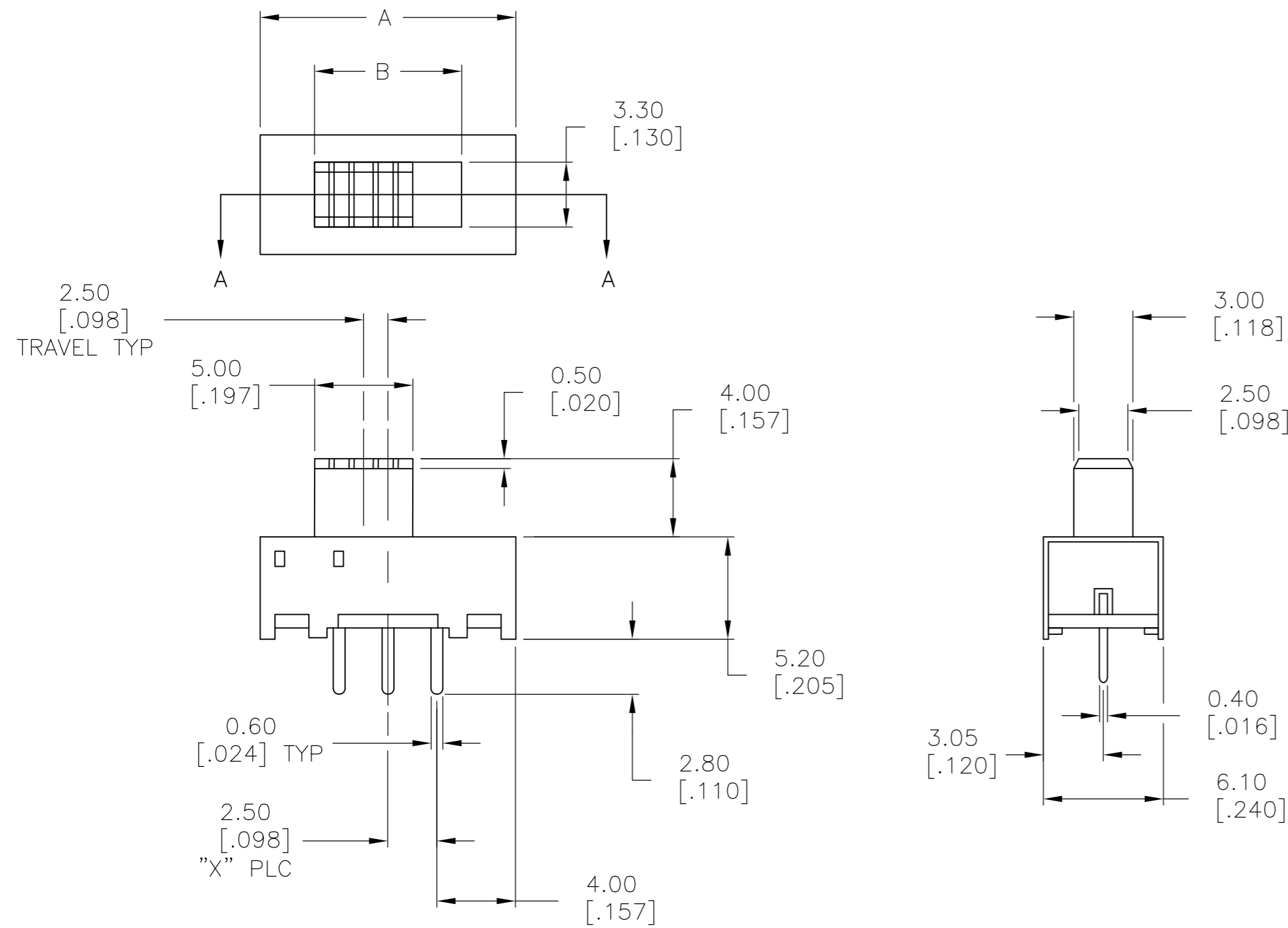
ELECTRICAL:
 CONTACT RATING: 250 MILLIAMPS@125V AC
 CONTACT RESISTANCE: 30 MILLIOHMS MAX (INITIAL), 60 MILLIOHMS AFTER TEST
 INSULATION RESISTANCE: 500 MEGOHMS MIN AT 500V DC
 DIELECTRIC STRENGTH: 500 VAC RMS AT SEA LEVEL
 LIFE EXPECTANCY: 10,000 CYCLES MIN. NO LOAD

MECHANICAL:
 ACTUATION FORCE: 250 +150/-100 GRAMS
 TRAVEL: 2.49 (.098)

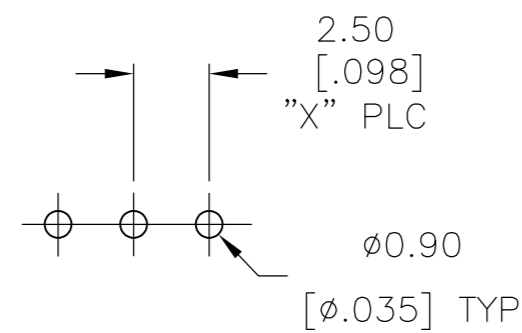
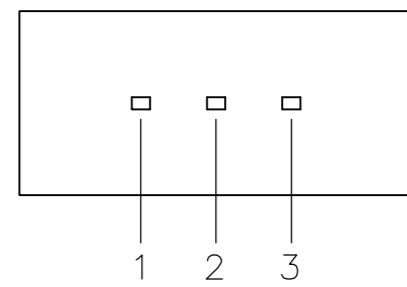
ENVIRONMENTAL:
 OPERATING TEMPERATURE: -10 TO +60 DEGREES C
 STORAGE TEMPERATURE: -10 TO +60 DEGREES C
 RESISTANCE TO SOLDER HEAT: 260 C FOR 10 SEC PER 109-202, COND. B
 SOLDERABILITY: PER EIA-364-56A, PROCEDURE 3, COND. B

NOTES:

- ALL MATERIALS AND FINISHES SHALL COMPLY WITH EU DIRECTIVE 2002/95/EC OF 27JAN2003 (ROHS)
- SEE SHEET 2 FOR FUNCTION DIAGRAM
- ALL PERFORMANCE SPECIFICATIONS WERE TESTED IN ACCORDANCE WITH JIS-C-5441 UNLESS OTHERWISE STATED.



1825159-1 AS SHOWN



X PLC	DIM B	DIM A	FUNCTION	T&B PART NUMBER	PART NUMBER
6	17.50[.689]	23.01[.906]	SP6T	STS161PC04	1825159-5
5	15.01[.591]	20.50[.807]	SP5T	STS151PC04	1825159-4
4	12.50[.492]	18.01[.709]	SP4T	STS141PC04	1825159-3
3	10.01[.394]	15.50[.610]	SP3T	STS131PC04	1825159-2
2	7.49[.295]	13.00[.512]	SPDT	STS121PC04	1825159-1

THIS DRAWING IS A CONTROLLED DOCUMENT.		DWN	B.S.VISWESWARA	16MAR05	TE Connectivity	
DIMENSIONS: mm [INCHES]		CHK	M.S.SARVER		SLIDE SWITCH	
TOLERANCES UNLESS OTHERWISE SPECIFIED:		APVD			STS121PC TO STS161PC SERIES	
0 PLC	± -	PRODUCT SPEC			SIZE	CAGE CODE
1 PLC	± -	APPLICATION SPEC			A2	00779
2 PLC	± 0.20[.008]				DRAWING NO	
3 PLC	± -				C=1825159	
4 PLC	± -				RESTRICTED TO	
ANGLES	± -				SCALE 4:1 SHEET 1 OF 2 REV A3	
MATERIAL	FINISH	WEIGHT			RESTRICTED CUSTOMER	

THIS DRAWING IS UNPUBLISHED. RELEASED FOR PUBLICATION
 © COPYRIGHT - By - ALL RIGHTS RESERVED.

LOC		DIST		REVISIONS			
P	LTR	DESCRIPTION	DATE	DWN	APVD		
AD	00	SEE SHEET 1	-	-	-		

PART NUMBER

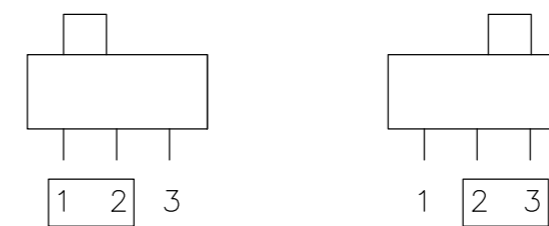
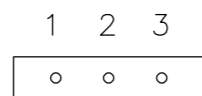
FUNCTION

BOTTOM VIEW

FUNCTION DIAGRAM

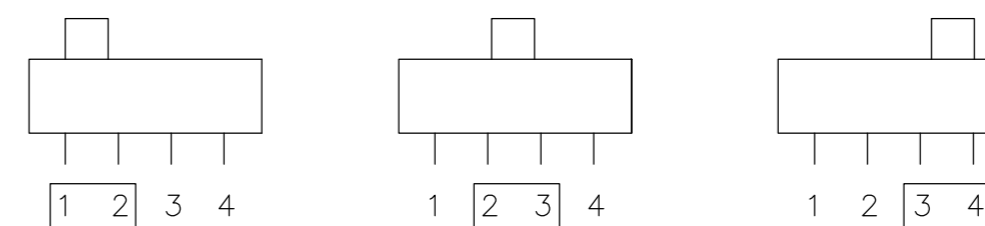
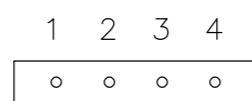
1825159-1

SPDT



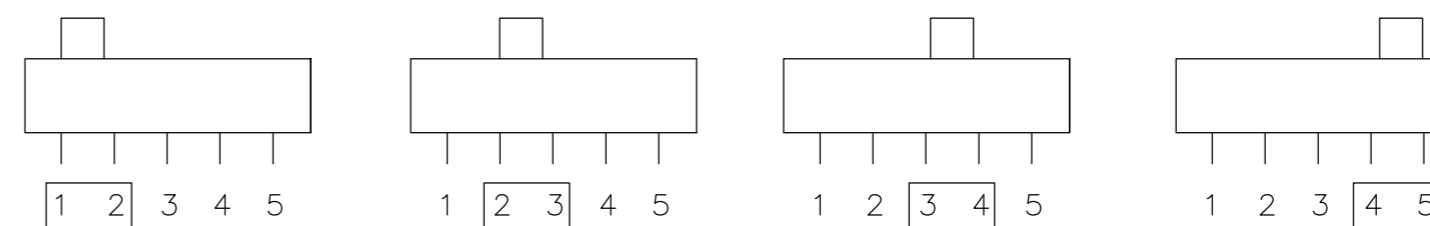
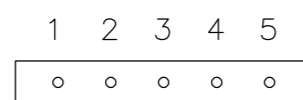
1825159-2

SP3T



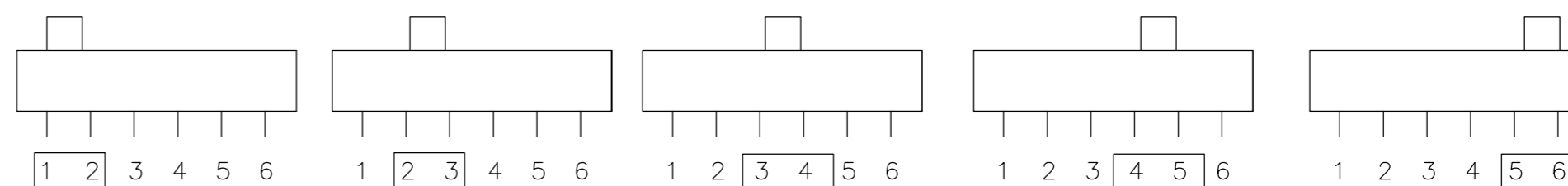
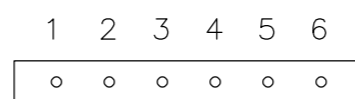
1825159-3

SP4T



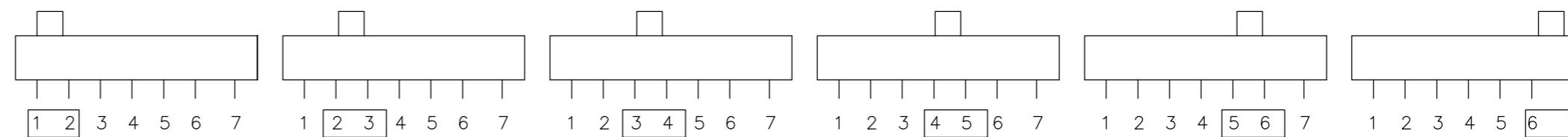
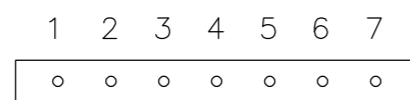
1825159-4

SP5T



1825159-5

SP6T



THIS DRAWING IS A CONTROLLED DOCUMENT.		DWN B.S.VISWESWARA	16MAR05		TE Connectivity	
DIMENSIONS: mm [INCHES]		CHK M.S.SARVER	APVD -		NAME SLIDE SWITCH STS121PC TO STS161PC SERIES	
TOLERANCES UNLESS OTHERWISE SPECIFIED: 0 PLC ± - 1 PLC ± - 2 PLC ± 0.20[.008] 3 PLC ± - 4 PLC ± - ANGLES ± -		PRODUCT SPEC -		APPLICATION SPEC -		
MATERIAL -		FINISH -		WEIGHT -	RESTRICTED CUSTOMER	RESTRICTED TO -
SIZE A2				CAGE CODE 00779	DRAWING NO C=1825159	SCALE 4:1
SHEET 2 OF 2				REV A3		

Mouser Electronics

Authorized Distributor

Click to View Pricing, Inventory, Delivery & Lifecycle Information:

[TE Connectivity:](#)

[STS151PC04](#)