

THIS DRAWING IS UNPUBLISHED.

RELEASED FOR PUBLICATION

AUG ,1998.

© COPYRIGHT 1998 By Tyco Electronics Japan G.K.

ALL RIGHTS RESERVED.

LOC

DIST

REVISIONS

変更

P

LTR

DESCRIPTION

DATE

DWN

APVD

J

J

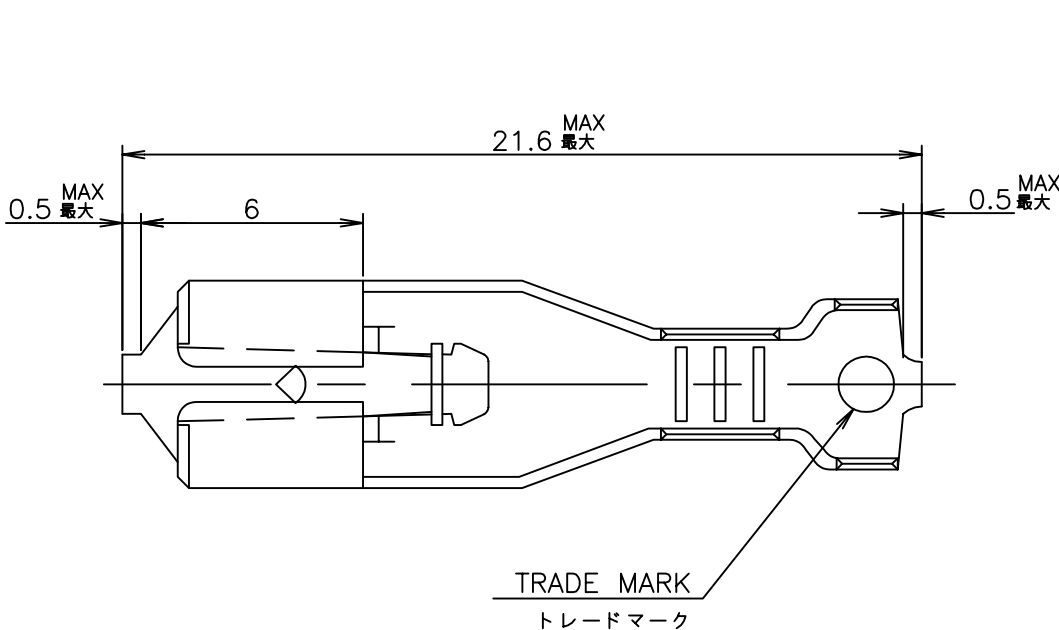
REVISED PER ECR-12-011159

27JUN12

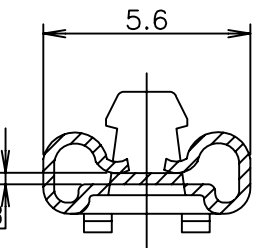
B.P

F.M

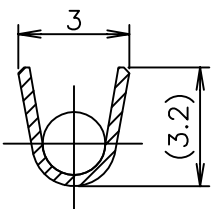
—\*; AS SHOWN



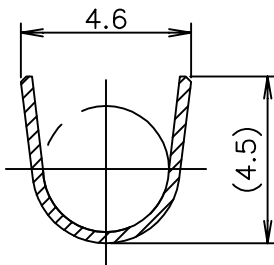
0.5厚タブと嵌合  
MATE WITH  
0.5mm THK TAB



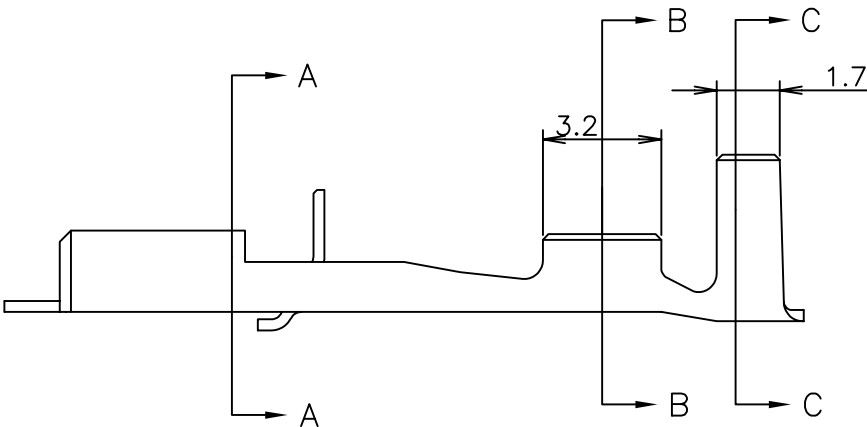
A-A



B-B



C-C



1 適用ハウジング型番  
172074, 172075

1 APPLICABLE HOUSING P/N  
172074, 172075

2 PARTS 170325-7 & 170331-7 WERE APPLIED  
NYE LUBE.

	170331-7	170325-1	170325-7
	—H—	錫めっき済高耐熱銅合金 0.3t PRE-TIN HIGH HEAT RESISTANCE COPPER ALLOY 0.3t THK	170325-6
	—H—	錫めっき済 りん青銅 0.3t PRE-TIN PHOS BRO 0.3t THK	170325-5
OBSOLETE	170331-2	ニッケルめっき仕上 りん青銅 0.3t PHOS BRO 0.3t THK NICKEL PL	170325-2
	170331-1	錫めっき済黄銅 0.3t PRE-TIN BRASS 0.3t THK	170325-1
	ばら状端子型番 LOOSE PIECE P/N	材料 MATERIAL	型番 STRIP FORM P/N
	WIRE RANGE 包合電線断面積 AWG#20-#16 0.51~1.38 mm <sup>2</sup>	INSULATION DIA 被覆外径 1.9~3.4 mmφ	

THIS DRAWING IS A CONTROLLED DOCUMENT.

DWN

04AUG1998

M.SUZUKI

CHK

04AUG1998

H.TAGUCHI

APVD

04AUG1998

H.TAGUCHI

PRODUCT SPEC

製品規格 108-5126

APPLICATION SPEC

取付適用規格 114-5041

WEIGHT

CUSTOMER DRAWING

DIMENSIONS:  
単位: 耗  
mm

TOLERANCES UNLESS  
OTHERWISE SPECIFIED:  
一般公差

0 PLC ±  
1 PLC ±  
2 PLC ±  
3 PLC ±  
4 PLC ±  
ANGLES ±

FINISH  
仕上

SEE TABLE

MATERIAL  
材料

SEE TABLE

GENERAL TOLERANCE  
一般公差

10 ≥ : ±0.2  
30 ≥ > 10: ±0.25  
100 ≥ > 30: ±0.3  
ANGLES: ±3°



TE Connectivity

NAME

名称

187 SERIES POSITIVE LOCK MARK II REC.

187シリーズポジティブロック(マークII)リセブタクル

SIZE

CAGE CODE

DRAWING NO

番号

C=170325

RESTRICTED TO

A3

00779

SCALE

尺度

5:1

SHEET

1 of 1

REV

J

# Mouser Electronics

Authorized Distributor

Click to View Pricing, Inventory, Delivery & Lifecycle Information:

[TE Connectivity:](#)

[170325-1 \(Mouser Reel\)](#) [170325-1 \(Cut Strip\)](#)