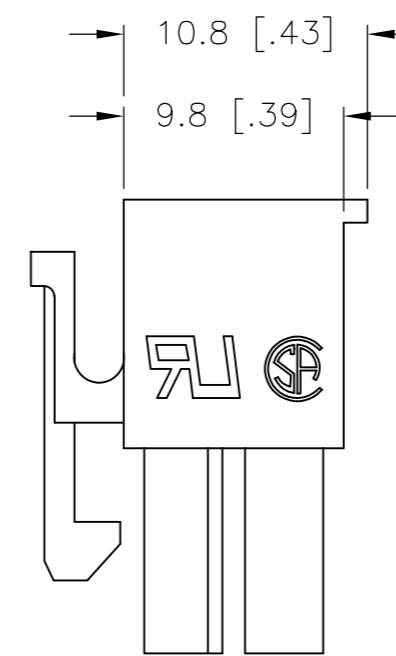
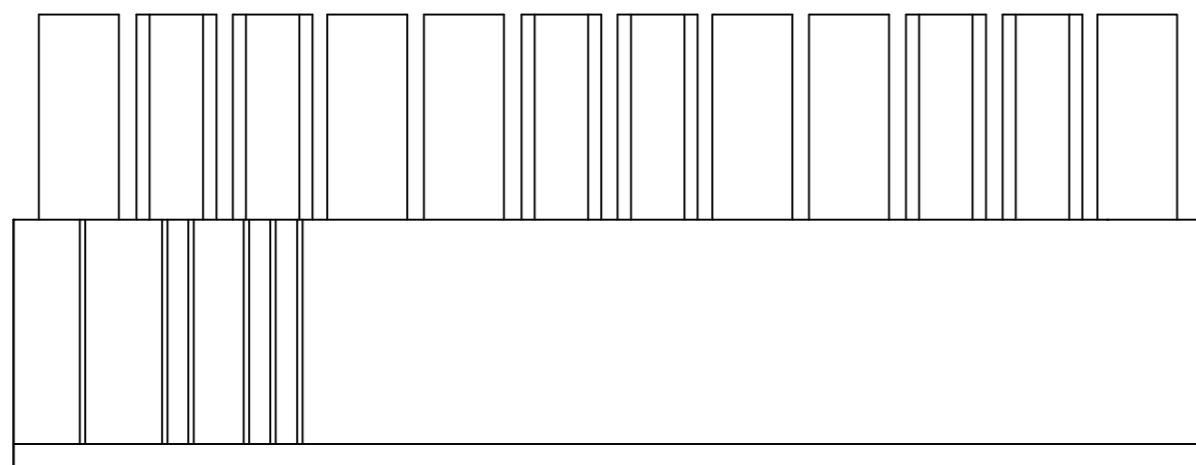
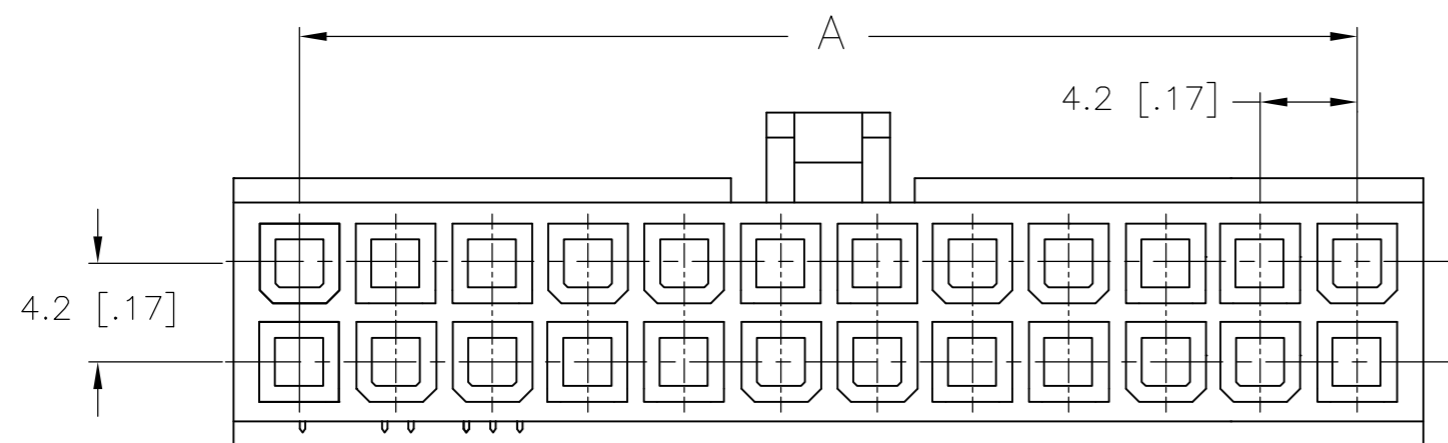
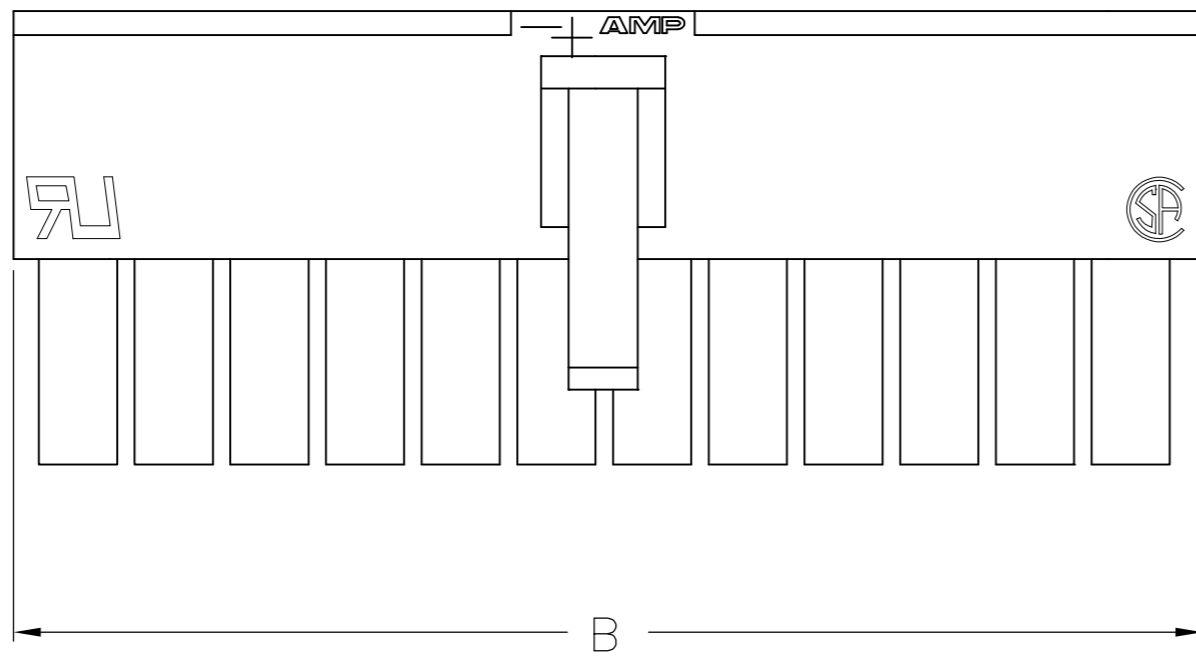
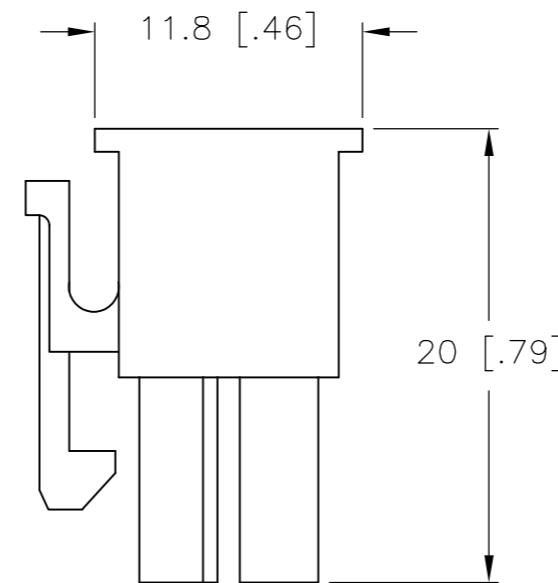
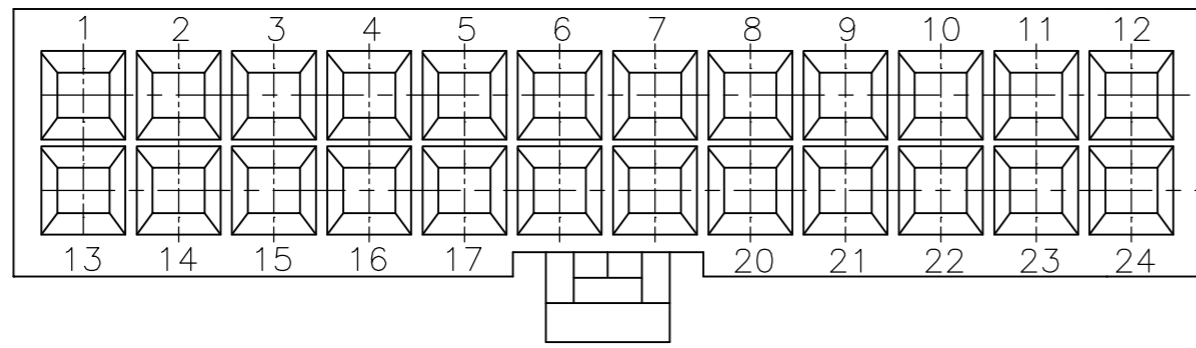


THIS DRAWING IS UNPUBLISHED. RELEASED FOR PUBLICATION
 © COPYRIGHT - By - ALL RIGHTS RESERVED.

REVISIONS				
P	LTR	DESCRIPTION	DATE	APVD
E1		REVISED PER ECR-15-012827	31AUG2015	NK DC

- 1 MATERIAL: POLYAMIDE, UL94V-2, WHITE.
- 2 MATERIAL: POLYAMIDE, UL94-V0, PINK.
- 3 MATERIAL: POLYAMIDE, UL94-V0, BLUE.
- 4 GLOW WIRE FLAMMABILITY INDEX (GWFI) 850°C AT LEAST, ACC. TO IEC 60335-1
- 5 GLOW WIRE IGNITION TEMPERATURE (GWIT) 775°C AT LEAST, ACC. TO IEC 60335-1
- 6 GLOW WIRE END PRODUCT TEMPERATURE (GWEPT) 750°C NO FLAME ACC. TO IEC 60335-1



ONLY FOR 1586765-2

NOTES	DIM B	DIM A	POS.	PART NUMBER
3	43.2	37.8	20	2-2292405-0
2	39.0	33.6	18	1-2292404-8
1	51.6	46.2	24	2-1586765-4
1	47.4	42.0	22	2-1586765-2
1	43.2	37.8	20	2-1586765-0
1	39.0	33.6	18	1-1586765-8
1	34.8	29.4	16	1-1586765-6
1	30.6	25.2	14	1-1586765-4
1	26.4	21.0	12	1-1586765-2
1	22.2	16.8	10	1-1586765-0
1	18.0	12.6	8	1586765-8
1	13.8	8.4	6	1586765-6
1	9.6	4.2	4	1586765-4
1	5.4	-	2	1586765-2

THIS DRAWING IS A CONTROLLED DOCUMENT.		DWN K. WHITAKER 08MAY2007	TE Connectivity	
DIMENSIONS: mm [INCHES]		CHK C. CASH 08MAY2007		
TOLERANCES UNLESS OTHERWISE SPECIFIED:		APVD C. CASH 08MAY2007	NAME RECEPTACLE HOUSING, 4.2 MM P.E. SERIES	
0 PLC ±		PRODUCT SPEC	SIZE A2	CAGE CODE 00779
1 PLC ± 0.4[.02]		APPLICATION SPEC	DRAWING NO C=1586765	RESTRICTED TO -
2 PLC ± 0.25[.010]		WEIGHT	SCALE 3:1	SHEET 1 of 1
3 PLC ± 0.150[.0059]		CUSTOMER DRAWING	REV E1	
4 PLC ±				
ANGLES ±				
FINISH				
MATERIAL SEE TABLE				

Mouser Electronics

Authorized Distributor

Click to View Pricing, Inventory, Delivery & Lifecycle Information:

[TE Connectivity:](#)

[1586765-6](#)