


# Wirewound Resistors, Precision Power, Surface Mount



## FEATURES

- All welded construction
- Molded encapsulation
- Wraparound terminations
- Excellent stability at different environmental conditions
- High power ratings (up to 3 W)
- Superior surge capability
- Available in non-inductive styles with Ayrton-Perry winding (WSN in lieu of WSC, maximum resistance is one-half WSC range)
- AEC-Q200 qualified <sup>(1)</sup>
- Material categorization: for definitions of compliance please see [www.vishay.com/doc?99912](http://www.vishay.com/doc?99912)



## DESIGN SUPPORT TOOLS

[click logo to get started](#)

### 3D

 Models Available  
Notes

- This datasheet provides information about parts that are RoHS-compliant and / or parts that are non-RoHS-compliant. For example, parts with lead (Pb) terminations are not RoHS-compliant. Please see the information / tables in this datasheet for details
- Follow link to Overview of Automotive Grade Products for more details: [www.vishay.com/doc?49924](http://www.vishay.com/doc?49924)
- <sup>(1)</sup> Flame retardance test may not be applicable to some resistor technologies

## STANDARD ELECTRICAL SPECIFICATIONS

GLOBAL MODEL	HISTORICAL MODEL	SIZE	POWER RATING $P_{70\text{ }^\circ\text{C}}$ W	RESISTANCE RANGE $\Omega$	TOLERANCE $\pm$ %	WEIGHT (typical) g/1000 pieces	ENCAPSULATION
WSC01/2	WSC-1/2	2012	0.5	0.1 to 4.99	0.5, 1, 5	90	Epoxy
WSC0001 <sup>(2)</sup>	WSC-1	2515	1	0.1 to 2.77K	0.5, 1, 5	165	Thermoplastic <sup>(1)</sup>
WSC2515	WSC2515	2515	1	0.1 to 2.5K	0.5, 1, 5	165	Thermoplastic
WSC0002	WSC-2	4527	2	0.1 to 4.92K	0.5, 1, 5	760	Thermoplastic <sup>(1)</sup>
WSC4527	WSC4527	4527	2	0.1 to 4.92K	0.5, 1, 5	760	Thermoplastic
WSC6927	WSC6927	6927	3	0.1 to 8K	0.5, 1, 5	1675	Thermoplastic

### Notes

- Part marking: 1/2 W - DALE, value; 1 W - model, value, tolerance, date code; 2 W and 3 W - DALE, model, value, tolerance, date code
- <sup>(1)</sup> As of 1/1/2010, the WSC0001 and WSC0002 are molded with thermoplastic in lieu of epoxy. Reference PCN-DR-002-2009 and PCN-DR-003-2009
- <sup>(2)</sup> As of February 19, 2016, the WSC0001 was obsoleted by PCN-DR-013-2015; the WSC2515 is a drop-in replacement. You may contact your sales representative or submit an inquiry via [ww2bresistors@vishay.com](mailto:ww2bresistors@vishay.com) for supporting information

## TECHNICAL SPECIFICATIONS

PARAMETER	UNIT	WSC01/2	WSC2515	WSC0002	WSC4527, WSC6927
Temperature coefficient	ppm/ $^\circ\text{C}$	$\pm 50 = 1.0 \Omega$ to $4.99 \Omega$ ; $\pm 90 = 0.1 \Omega$ to $0.99 \Omega$	$\pm 20 = 26.51 \Omega$ and above; $\pm 50 = 1.0 \Omega$ to $26.5 \Omega$ ; $\pm 90 = 0.31 \Omega$ to $0.99 \Omega$ ; $\pm 150 = 0.1 \Omega$ to $0.3 \Omega$	$\pm 20 = 10.0 \Omega$ and above; $\pm 50 = 1.0 \Omega$ to $9.9 \Omega$ ; $\pm 90 = 0.1 \Omega$ to $0.99 \Omega$	$\pm 20 = 10 \Omega$ and above; $\pm 50 = 1.0 \Omega$ to $9.9 \Omega$ ; $\pm 90 = 0.31 \Omega$ to $0.99 \Omega$ ; $\pm 150 = 0.1 \Omega$ to $0.3 \Omega$
Dielectric withstanding voltage	$V_{AC}$	> 500			
Insulation resistance	$\Omega$	> $10^9$			
Operating temperature range	$^\circ\text{C}$	-65 to +175	-65 to +275		
Maximum working voltage	V	$(P \times R)^{1/2}$			

## GLOBAL PART NUMBER INFORMATION

 Global Part Numbering example: WSC2515R7000FEA (visit [www.vishay.net](http://www.vishay.net) Vishay Dale parts numbering manual for all options)

W	S	C	2	5	1	5	R	7	0	0	0	F	E	A		
GLOBAL MODEL		SIZE		VALUE <sup>(1)</sup>		TOLERANCE		PACKAGING				SPECIAL				
WSC WSN		01/2 2515 0002 4527 6927		R = decimal K = thousand R7000 = 0.70 $\Omega$ 1K500 = 1.5 k $\Omega$		D = $\pm 0.5$ % F = $\pm 1.0$ % G = $\pm 2.0$ % H = $\pm 3.0$ % J = $\pm 5.0$ % K = $\pm 10$ %		EA = lead (Pb)-free, tape / reel EK = lead (Pb)-free, bulk TA = tin / lead, tape / reel (R86) BA = tin / lead, bulk (B43)				(dash number) (up to 2 digits) from 1 to 99 as applicable				

### Notes

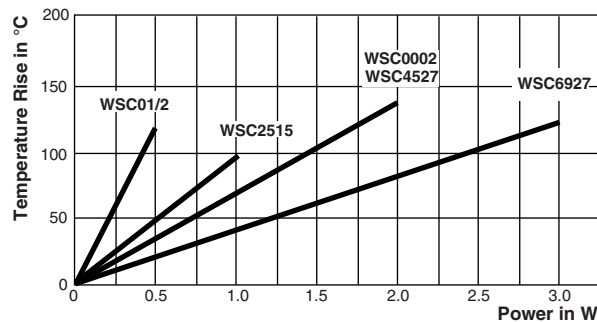
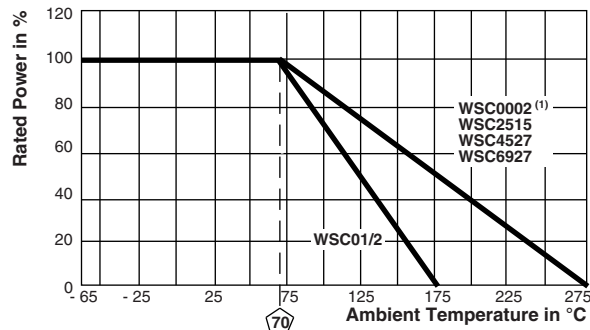
- <sup>(1)</sup> WSC / WSN Marking ([www.vishay.com/doc?30327](http://www.vishay.com/doc?30327))
- Packaging code: EB (lead (Pb)-free) and TB (tin / lead) are non-standard packaging codes designating 1000 piece reels. These non-standard packaging codes are identical to our standard EA (lead (Pb)-free) and TA (tin / lead), except that they have a package quantity of 1000 pieces

**DIMENSIONS** in inches (millimeters)

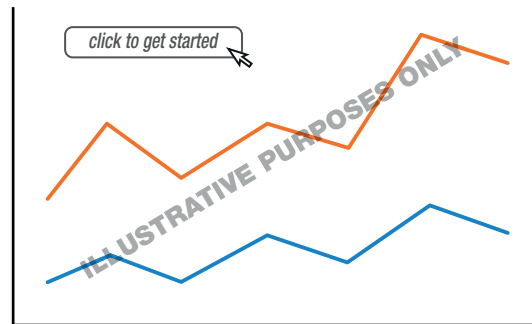

GLOBAL MODEL	DIMENSIONS					SOLDER PAD DIMENSIONS		
	L	H	T	W	W <sub>1</sub>	a	b	L
WSC01/2	0.200 ± 0.020 (5.08 ± 0.508)	0.096 ± 0.015 (2.44 ± 0.381)	0.040 ± 0.010 (1.02 ± 0.254)	0.125 ± 0.005 (3.18 ± 0.127)	0.050 ± 0.010 (1.27 ± 0.254)	0.085 (2.16)	0.070 (1.78)	0.080 (2.03)
WSC2515	0.250 ± 0.020 (6.35 ± 0.508)	0.110 ± 0.015 (2.79 ± 0.381)	0.045 ± 0.010 (1.14 ± 0.254)	0.150 ± 0.005 (3.81 ± 0.127)	0.098 ± 0.005 (2.49 ± 0.127)	0.090 (2.29)	0.115 (2.92)	0.120 (3.05)
WSC0002	0.455 ± 0.020 (11.56 ± 0.508)	0.167 ± 0.010 (4.24 ± 0.254)	0.100 ± 0.010 (2.54 ± 0.254)	0.275 ± 0.005 (6.98 ± 0.127)	0.215 ± 0.005 (5.46 ± 0.127)	0.155 (3.94)	0.230 (5.84)	0.205 (5.21)
WSC4527	0.455 ± 0.020 (11.56 ± 0.508)	0.167 ± 0.010 (4.24 ± 0.254)	0.100 ± 0.010 (2.54 ± 0.254)	0.275 ± 0.005 (6.98 ± 0.127)	0.215 ± 0.005 (5.46 ± 0.127)	0.155 (3.94)	0.230 (5.84)	0.205 (5.21)
WSC6927	0.690 ± 0.032 (17.53 ± 0.813)	0.280 ± 0.015 (7.11 ± 0.381)	0.100 ± 0.010 (2.54 ± 0.254)	0.275 ± 0.005 (6.98 ± 0.127)	0.215 ± 0.015 (5.46 ± 0.381)	0.155 (3.94)	0.235 (5.97)	0.470 (11.94)

**Notes**

- 3D models available: [www.vishay.com/doc?30328](http://www.vishay.com/doc?30328)
- Surface mount solder profile recommendations: [www.vishay.com/doc?31052](http://www.vishay.com/doc?31052)
- Refer to WSC, WSN conversion guide for detailed construction drawings: [www.vishay.com/doc?49616](http://www.vishay.com/doc?49616)

**TEMPERATURE RISE**

**DERATING**

**Note**

(1) As of 1/1/2010, WSC0002 will be molded with thermoplastic and have the higher 275 °C temperature derating

**PULSE CAPABILITY**


[www.vishay.com/resistors/SMD-wirewound-pulse-capability-calculator/](http://www.vishay.com/resistors/SMD-wirewound-pulse-capability-calculator/)

**Note**

- Pulse capability increases based on the amount of wire for the resistance value and construction. The WSC0002 has greater pulse capability than WSC4527 due to differences in internal construction. The non-inductive WSN has greater pulse capability for the same size WSC because the second layer of wire increases the wire mass available to withstand pulse energy without exceeding temperature limits. Follow pulse graphic link for more information regarding capability

PERFORMANCE		
TEST	CONDITIONS OF TEST	TEST LIMITS
Thermal shock	-55 °C to +150 °C, 1000 cycles, 15 min at each extreme	± 0.5 % + 0.05 Ω
Short time overload	5 x rated power for 5 s	± 0.2 % + 0.05 Ω
Low temperature storage	-65 °C for 24 h	± 0.2 % + 0.05 Ω
High temperature exposure	1000 h at + 275 °C (+175 °C for WSC01/2)	± 0.5 % + 0.05 Ω
Bias humidity	+85 °C, 85 % RH, 10 % bias, 1000 h	± 0.2 % + 0.05 Ω
Mechanical shock	100 g's for 6 ms, 5 pulses	± 0.1 % + 0.05 Ω
Vibration	Frequency varied 10 Hz to 500 Hz in 1 min, 3 directions, 9 h	± 0.1 % + 0.05 Ω
Load life	1000 h at rated power, +70 °C, 1.5 h "ON", 0.5 h "OFF"	± 1.0 % + 0.05 Ω
Resistance to solder heat	+260 °C solder, 10 s to 12 s dwell, 25 mm/s emergence	± 0.5 % + 0.05 Ω

PACKAGING				
MODEL	REEL			
	TAPE WIDTH	DIAMETER	PIECES/REEL	CODE
WSC01/2	12 mm/embossed plastic	330 mm/13"	2000	EA/TA
WSC2515	16 mm/embossed plastic	330 mm/13"	2000	EA/TA
WSC0002, WSC4527	24 mm/embossed plastic	330 mm/13"	1200	EA/TA
WSC6927	32 mm/embossed plastic	330 mm/13"	725	EA/TA

**Notes**

- Embossed carrier tape per EIA-481
- Additional packaging details at [www.vishay.com/doc?20051](http://www.vishay.com/doc?20051)



## Disclaimer

ALL PRODUCT, PRODUCT SPECIFICATIONS AND DATA ARE SUBJECT TO CHANGE WITHOUT NOTICE TO IMPROVE RELIABILITY, FUNCTION OR DESIGN OR OTHERWISE.

Vishay Intertechnology, Inc., its affiliates, agents, and employees, and all persons acting on its or their behalf (collectively, "Vishay"), disclaim any and all liability for any errors, inaccuracies or incompleteness contained in any datasheet or in any other disclosure relating to any product.

Vishay makes no warranty, representation or guarantee regarding the suitability of the products for any particular purpose or the continuing production of any product. To the maximum extent permitted by applicable law, Vishay disclaims (i) any and all liability arising out of the application or use of any product, (ii) any and all liability, including without limitation special, consequential or incidental damages, and (iii) any and all implied warranties, including warranties of fitness for particular purpose, non-infringement and merchantability.

Statements regarding the suitability of products for certain types of applications are based on Vishay's knowledge of typical requirements that are often placed on Vishay products in generic applications. Such statements are not binding statements about the suitability of products for a particular application. It is the customer's responsibility to validate that a particular product with the properties described in the product specification is suitable for use in a particular application. Parameters provided in datasheets and / or specifications may vary in different applications and performance may vary over time. All operating parameters, including typical parameters, must be validated for each customer application by the customer's technical experts. Product specifications do not expand or otherwise modify Vishay's terms and conditions of purchase, including but not limited to the warranty expressed therein.

Except as expressly indicated in writing, Vishay products are not designed for use in medical, life-saving, or life-sustaining applications or for any other application in which the failure of the Vishay product could result in personal injury or death. Customers using or selling Vishay products not expressly indicated for use in such applications do so at their own risk. Please contact authorized Vishay personnel to obtain written terms and conditions regarding products designed for such applications.

No license, express or implied, by estoppel or otherwise, to any intellectual property rights is granted by this document or by any conduct of Vishay. Product names and markings noted herein may be trademarks of their respective owners.