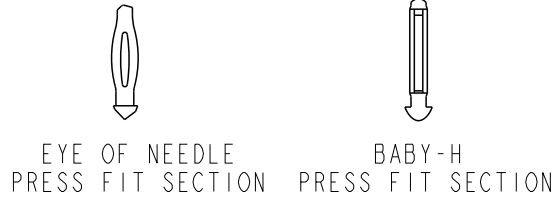


PRODUCT NO.	FOR REAR PLUG-UP APPLICATIONS USE SHROUD
73983-XZZZ(L)LF	84818-X01LF

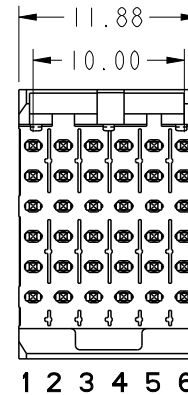
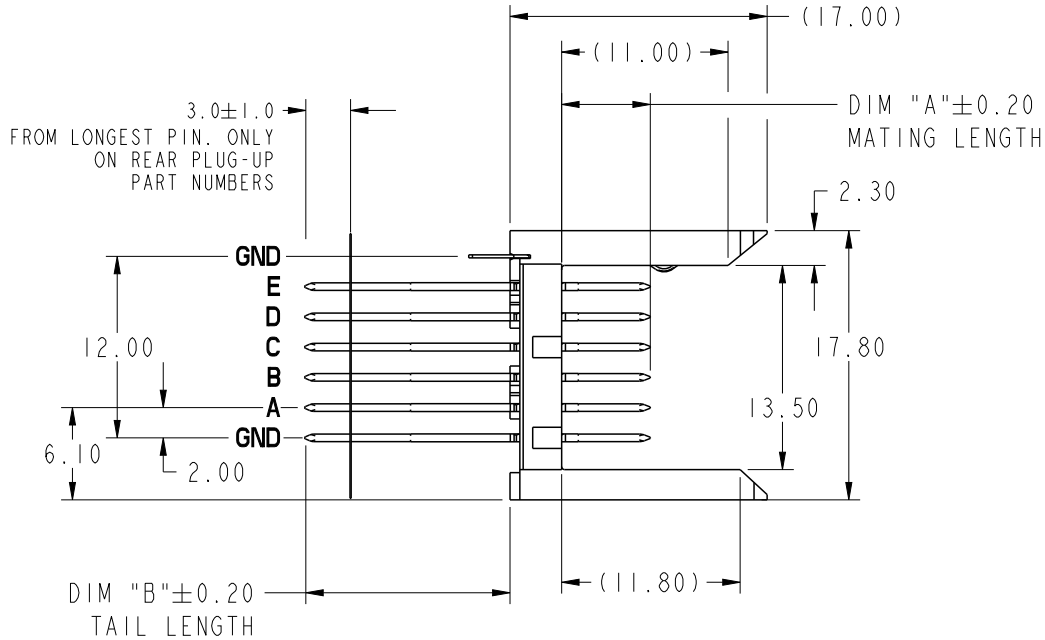
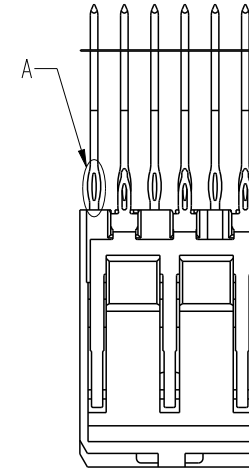
X REFER PLATING PERFORMANCE SEE NOTE 7

L REFER LUBRICATED (OPTIONAL) SEE NOTE 7

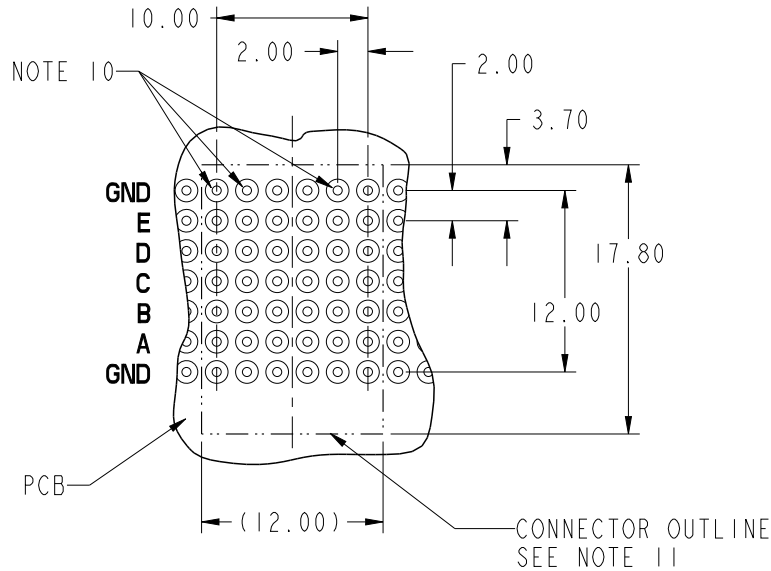
X REFER PLATING PERFORMANCE SEE NOTE 7



DETAIL A  
SCALE 4:1  
SEE NOTE 15



spec ref	-	dr	Shibin Soman	2020/10/16	projection	MM	size	A4	scale	2:1		
tolerance std	ISO 406 ISO 1101	eng	Nirmal Sam-MB	2022/03/05			ecn no	ELX-I-44039-1				
TOLERANCES UNLESS OTHERWISE SPECIFIED		chr	-	-			product family	METRAL 1000		rel level	Released	
surface	linear	appr	Kuriakose, San	2022/03/07	product family		METRAL 1000		rel level	Released		
	angular	Amphenol FCI		amphenol-icc.com	title		VERTICAL SIGNAL HDR 5 ROW P.F. 30 POS. SPECIAL LOAD STD.		dwg no	73983	rev	AB
ISO 1302	0.X ±0.3 0.XX ±0.15 0.XXX ±0.05	cat. no.		Product - Customer Drw		sheet 1 of 6						



**RECOMMENDED PCB HOLE PATTERN**  
(COMPONENT SIDE)

REFER 58351 FOR PTH DETAILS

**NOTES:**

1. SEE APPLICATION SPECIFICATION GS-20-010 FOR INFORMATION ON AVAILABLE TOOLING, CIRCUIT BOARD DESIGN CONSIDERATIONS, REPAIR PROCEDURES AND PRODUCT OFFERINGS.
2. PRODUCT SPECIFICATION : GS-12-110
3. SEE FCI PUBLICATION 950511-028 FOR "ELECTRICAL PERFORMANCE DATA FOR DIFFERENTIAL APPLICATIONS."
4. SEE FCI PUBLICATION 950511-029 FOR "ELECTRICAL PERFORMANCE DATA FOR SINGLE-ENDED APPLICATION."
5. UNLESS OTHERWISE SPECIFIED, ALL DIMENSIONS AND TOLERANCES ARE IN ACCORDANCE WITH ASME Y14.5, 1994
6. HOUSING MATERIAL: LCP -UL94-V0.  
PIN MATERIAL: COPPER ALLOY  
GROUND SPRING MATERIAL: COPPER ALLOY
7. PLATING INFORMATION: DWG # 10159408.
8. DIMENSIONAL RESTRICTIONS OF PINS IN HEADERS.  
FOR MATING WITH METRAL 1000 RECEPTACLES  
DIM A : 5.00mm MIN, 8.00mm MAX FOR ROWS A-E  
DIM A : 5.00mm MIN, 5.75mm MAX FOR ROW GND NEXT TO ROW A  
DIM C : 5.00mm MIN, 8.00mm MAX FOR ROWS A-E  
DIM C : 4.60mm MIN, 6.30mm MAX FOR ROW GND NEXT TO ROW A  
FOR MATING WITH METRAL 4000 RECEPTACLES  
DIM A : 5.00mm MIN, 6.50mm MAX FOR ROWS A, B, D & E  
DIM A : 5.00mm MIN, 8.00mm MAX FOR ROW C  
DIM A : 5.00mm MIN, 5.75mm MAX FOR ROW GND NEXT TO ROW A  
DIM C : 5.00mm MIN, 7.00mm MAX FOR ROWS A, B, D & E  
DIM C : 5.00mm MIN, 8.00mm MAX FOR ROW C  
DIM C : 4.60mm MIN, 6.30mm MAX FOR ROW GND NEXT TO ROW A
9. THE MIN PCB THICKNESS FOR REAR PLUG-UP APPLICATIONS IS 2.9mm SINCE THE COMPLAINT SECTIONS OF THE GROUND SPRING OF THE HEADER DIRECTLY OPPOSE THE GROUND SPRING OF THE SHROUD. THE MIN PCB THICKNESS FOR FRONT PLUG-UP ONLY APPLICATIONS IS 1.6mm.
10. THESE HOLES ARE NEEDED FOR REAR PLUG-UP DESIGNS USING A SHROUD AND MAY BE OMITTED FOR FRONT PLUG-UP ONLY DESIGNS.
11. THE 'CONNECTOR OUTLINE' IS THE MIN OUTLINE REQUIRED. TO DETERMINE THE OUTLINE NECESSARY TO PERMIT THE VARIOUS TYPES OF REPAIR OPERATIONS, SEE APPLICATION SPECIFICATION GS-20-010.
12. CURRENT RATING: 1 AMP PER PIN
13. TEMPERATURE RANGE: -55°C TO +105°C
14. THE PRODUCTS MEET EUROPEAN UNION DIRECTIVES AND OTHER COUNTRY REGULATIONS AS DESCRIBED IN GS-47-0004  
ALL PRODUCTS WILL WITHSTAND EXPOSURE TO 260°C FOR 60 SECONDS IN A CONVECTION, INFRA-RED OR VAPOR PHASE REFLOW OVEN.
15. PIN TYPE IS AT THE MANUFACTURERS OPTION AND CAN BE EITHER BABY-H OR EYE OF THE NEEDLE STYLE
16. A  $\triangle$  SYMBOL WILL BE NEXT TO ANY DIMENSION, VIEW, OR NOTE WHICH HAS BEEN MODIFIED WITH THE CURRENT DRAWING REVISION.

spec ref		-		dr	Shibin Soman	2020/10/16	projection 	MM 	size	A4	scale	2:1	
tolerance std		TOLERANCES UNLESS OTHERWISE SPECIFIED		eng	Nirmal Sam-MB	2022/03/05			ecn no	ELX-I-44039-1			
ISO 406 ISO 1101				chr	-	-			rel level	Released			
surface		linear	0.X	±0.3	Amphenol FCI	product family		VERTICAL SIGNAL HDR 5 ROW P.F. 30 POS. SPECIAL LOAD STD.	dwg no	73983	rev	AB	
ISO 1302			0.XX	±0.15		amphenol-icc.com	cat. no.						Product - Customer Drw
		0.XXX	±0.05	angular									

PIN NO.	DIM A MATING LENGTH	DIM B TAIL LENGTH	PCB THICKNESS RANGE ACCOMMODATED BY PIN'S TAIL LENGTH				
			WHEN MATING TO A 73981 OR 84688 SERIES RECEPTACLE		WHEN MATING TO A 52057 SERIES METRAL 4000 RECEPTACLE		
			ROWS A,B,C,D,&E	GROUND ROW	ROWS:A,B,D&E	ROW C	GROUND ROW
01*	5.00	4.30	1.60 MIN	1.60 MIN	1.60 MIN	1.60 MIN	1.60 MIN
22		12.20	2.95 - 3.80	2.95 - 4.20	2.95 - 3.80	2.95 - 3.80	2.95 - 4.20
30		12.95	2.95 - 4.55	3.25 - 4.95	2.95 - 4.55	2.95 - 4.55	3.25 - 4.95
05		13.70	2.95 - 5.30	4.00 - 5.70	3.30 - 5.30	2.95 - 5.30	4.00 - 5.70
35		14.45	3.05 - 6.05	4.75 - 6.45	4.05 - 6.05	3.05 - 6.05	4.75 - 6.45
48		15.20	3.80 - 6.80	5.50 - 7.20	4.80 - 6.80	3.80 - 6.80	5.50 - 7.20
40		15.70	4.30 - 7.30	6.00 - 7.70	5.30 - 7.30	4.30 - 7.30	6.00 - 7.70
65		16.40	5.00 - 8.00	6.70 - 8.40	6.00 - 8.00	5.00 - 8.00	6.70 - 8.40
09		17.10	5.70 - 8.70	7.40 - 9.10	6.70 - 8.70	5.70 - 8.70	7.40 - 9.10
02*	5.75	4.30	1.60 MIN	1.60 MIN	1.60 MIN	1.60 MIN	1.60 MIN
44		12.20	2.95 - 3.80	2.95 - 4.20	2.95 - 3.80	2.95 - 3.80	2.95 - 4.20
31		12.95	2.95 - 4.55	3.25 - 4.95	2.95 - 4.55	2.95 - 4.55	3.25 - 4.95
06		13.70	2.95 - 5.30	4.00 - 5.70	3.30 - 5.30	2.95 - 5.30	4.00 - 5.70
36		14.45	3.05 - 6.05	4.75 - 6.45	4.05 - 6.05	3.05 - 6.05	4.75 - 6.45
49		15.20	3.80 - 6.80	5.50 - 7.20	4.80 - 6.80	3.80 - 6.80	5.50 - 7.20
25		15.70	4.30 - 7.30	6.00 - 7.70	5.30 - 7.30	4.30 - 7.30	6.00 - 7.70
66		16.40	5.00 - 8.00	6.70 - 8.40	6.00 - 8.00	5.00 - 8.00	6.70 - 8.40
10		17.10	5.70 - 8.70	7.40 - 9.10	6.70 - 8.70	5.70 - 8.70	7.40 - 9.10
03*	6.50	4.30	1.60 MIN	1.60 MIN	1.60 MIN	1.60 MIN	1.60 MIN
45		12.20	2.95 - 3.80	2.95 - 4.20	2.95 - 3.80	2.95 - 3.80	2.95 - 4.20
32		12.95	2.95 - 4.55	3.25 - 4.95	2.95 - 4.55	2.95 - 4.55	3.25 - 4.95
07		13.70	2.95 - 5.30	4.00 - 5.70	3.30 - 5.30	2.95 - 5.30	4.00 - 5.70
37		14.45	3.05 - 6.05	4.75 - 6.45	4.05 - 6.05	3.05 - 6.05	4.75 - 6.45
50		15.20	3.80 - 6.80	5.50 - 7.20	4.80 - 6.80	3.80 - 6.80	5.50 - 7.20
41		15.70	4.30 - 7.30	6.00 - 7.70	5.30 - 7.30	4.30 - 7.30	6.00 - 7.70
24		16.40	5.00 - 8.00	6.70 - 8.40	6.00 - 8.00	5.00 - 8.00	6.70 - 8.40
11		17.10	5.70 - 8.70	7.40 - 9.10	6.70 - 8.70	5.70 - 8.70	7.40 - 9.10

spec ref -		dr <b>Shibin Soman</b>	2020/10/16	projection 	MM 	size A4	scale 2:1
tolerance std ISO 406 ISO 1101	TOLERANCES UNLESS OTHERWISE SPECIFIED	eng <b>Nirmal Sam-MB</b>	2022/03/05			ecn no <b>ELX-I-44039-1</b>	
		chr -	-				
surface 	linear	0.X	±0.3	product family	rel level <b>Released</b>		
		0.XX	±0.15				
		0.XXX	±0.05				
ISO 1302	angular	0°	±2°	Amphenol FCI	VERTICAL SIGNAL HDR 5 ROW	73983	rev <b>AB</b>
amphenol-icc.com		cat. no.		Product - Customer Drw		sheet 3 of 6	

PIN NO.	DIM A MATING LENGTH	DIM B TAIL LENGTH	PCB THICKNESS RANGE ACCOMMODATED BY PIN LENGTH				
			WHEN MATING TO A 73981 OR 84688 SERIES RECEPTACLE		WHEN MATING TO A 52057 SERIES METRAL 4000 RECEPTACLE		
			ROWS A,B,C,D,&E	GROUND ROW	ROWS:A,B,D&E	ROW C	GROUND ROW
04*	7.25	4.30	1.60 MIN	1.60 MIN	1.60 MIN	1.60 MIN	1.60 MIN
46		12.20	2.95 - 3.80	2.95 - 4.20	2.95 - 3.80	2.95 - 3.80	2.95 - 4.20
33		12.95	2.95 - 4.55	3.25 - 4.95	2.95 - 4.55	2.95 - 4.55	3.25 - 4.95
08		13.70	2.95 - 5.30	4.00 - 5.70	3.30 - 5.30	2.95 - 5.30	4.00 - 5.70
38		14.45	3.05 - 6.05	4.75 - 6.45	4.05 - 6.05	3.05 - 6.05	4.75 - 6.45
51		15.20	3.80 - 6.80	5.50 - 7.20	4.80 - 6.80	3.80 - 6.80	5.50 - 7.20
42		15.70	4.30 - 7.30	6.00 - 7.70	5.30 - 7.30	4.30 - 7.30	6.00 - 7.70
67		16.40	5.00 - 8.00	6.70 - 8.40	6.00 - 8.00	5.00 - 8.00	6.70 - 8.40
12		17.10	5.70 - 8.70	7.40 - 9.10	6.70 - 8.70	5.70 - 8.70	7.40 - 9.10
19*		8.00	4.30	1.60 MIN	1.60 MIN	1.60 MIN	1.60 MIN
47	12.20		2.95 - 3.80	2.95 - 4.20	2.95 - 3.80	2.95 - 3.80	2.95 - 4.20
34	12.95		2.95 - 4.55	3.25 - 4.95	2.95 - 4.55	2.95 - 4.55	3.25 - 4.95
20	13.70		2.95 - 5.30	4.00 - 5.70	3.30 - 5.30	2.95 - 5.30	4.00 - 5.70
39	14.45		3.05 - 6.05	4.75 - 6.45	4.05 - 6.05	3.05 - 6.05	4.75 - 6.45
52	15.20		3.80 - 6.80	5.50 - 7.20	4.80 - 6.80	3.80 - 6.80	5.50 - 7.20
43	15.70		4.30 - 7.30	6.00 - 7.70	5.30 - 7.30	4.30 - 7.30	6.00 - 7.70
68	16.40		5.00 - 8.00	6.70 - 8.40	6.00 - 8.00	5.00 - 8.00	6.70 - 8.40
21	17.10		5.70 - 8.70	7.40 - 9.10	6.70 - 8.70	5.70 - 8.70	7.40 - 9.10

spec ref -		dr	Shibin Soman	2020/10/16	projection 	MM 	size	A4	scale	2:1
tolerance std ISO 406 ISO 1101	TOLERANCES UNLESS OTHERWISE SPECIFIED	eng	Nirmal Sam-MB	2022/03/05			ecn no	ELX-I-44039-1		
		chr	-	-				rel level	Released	
surface ISO 1302	linear	0.X	±0.3	Amphenol FCI	product family	rev	73983		AB	
		0.XX	±0.15							
		0.XXX	±0.05							
	angular	0°	±2°	amphenol-icc.com	cat. no.	Product - Customer Drw	sheet 4 of 6			

SPECIAL LOAD PATTERNS

PRODUCT #	ROW	PIN CODES
73983-X001LF	E	01
	D	
	C	
	B	
	A	
	GND	
73983-X002LF *RPU	E	22
	D	
	C	
	B	
	A	
	GND	
73983-X003LF *RPU	E	30
	D	
	C	
	B	
	A	
	GND	
73983-X004LF *RPU	E	05
	E	
	C	
	B	
	A	
	GND	

PCB THICKNESS  
RANGE FOR REAR  
PLUG UP  
APPLICATIONS  
2.95 TO 3.80mm

PCB THICKNESS  
RANGE FOR REAR  
PLUG UP  
APPLICATIONS  
3.25 TO 4.55mm

PCB THICKNESS  
RANGE FOR REAR  
PLUG UP  
APPLICATIONS  
4.00 TO 5.30mm



SPECIAL LOAD PATTERNS

PRODUCT #	ROW	PIN CODES
<del>73983-X005LF *RPU</del>	E	OBSOLETE
	D	
	C	
	B	
	A	
	GND	
<del>73983-X008LF *RPU</del>	E	OBSOLETE
	D	
	C	
	B	
	A	
	GND	
73983-X011LF	E	02
	D	
	C	
	B	01
	A	
	GND	
<del>73983-X012LF *RPU</del>	E	OBSOLETE
	D	
	C	
	B	
	A	
	GND	

PCB THICKNESS  
RANGE FOR REAR  
PLUG UP  
APPLICATIONS  
4.75 TO 6.05mm

PCB THICKNESS  
RANGE FOR REAR  
PLUG UP  
APPLICATIONS  
7.40 TO 8.70mm

PCB THICKNESS  
RANGE FOR REAR  
PLUG UP  
APPLICATIONS  
2.95 TO 3.80mm

\* REAR PLUG UP PART NUMBER

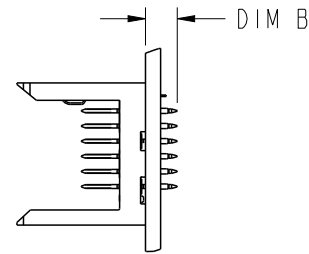
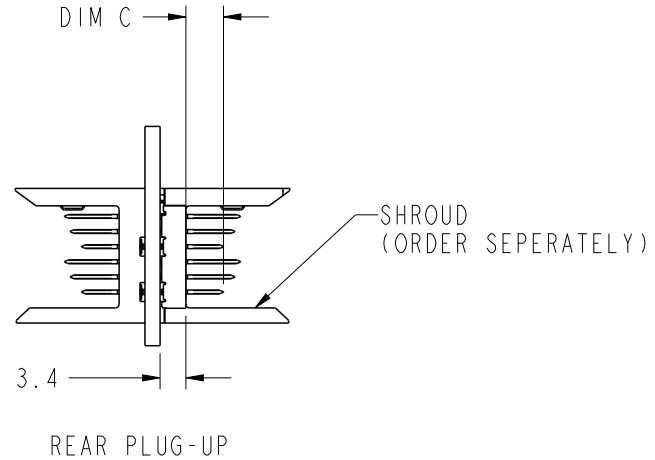
spec ref	-	dr	Shibin Soman	2020/10/16	projection	MM	size	A4	scale	2:1		
tolerance std	TOLERANCES UNLESS OTHERWISE SPECIFIED	eng	Nirmal Sam-MB	2022/03/05			ecn no				ELX-I-44039-1	
ISO 406		chr	-	-			rel level				Released	
ISO 1101		appr	Kuriakose, San	2022/03/07	product family				73983		rev	AB
surface	linear	0.X	±0.3	Amphenol FCi	title				VERTICAL SIGNAL HDR 5 ROW		dwg no	73983
ISO 1302	0.XX	±0.15	P.F. 30 POS. SPECIAL LOAD STD.				Product - Customer Drw		sheet 5 of 6			
	angular	0°	±2°		cat. no.				Product - Customer Drw			

### SPECIAL LOAD PATTERNS

PRODUCT #	ROW	PIN CODES
73983-X021LF	E	01
	D	
	C	03
	B	01
	A	
	GND	
73983-X031LF	E	03
	D	
	C	
	B	01
	A	
	GND	
73983-X032LF **	E	19
	D	
	C	
	B	
	A	
	GND	

PRODUCT #	ROW	COLUMN					
		1	2	3	4	5	6
73983-X033LF	E	02	02	02	02	02	02
	D	02	02	02	02	02	02
	C	02	02	02	02	01	02
	B	02	02	02	02	02	02
	A	02	02	02	02	02	02
	GND	02	02	02	02	02	02

\*\* CANNOT BE MATED TO A METRAL 4000 RECEPTACLE



spec ref	-		dr	Shibin Soman	2020/10/16	projection	MM	size	A4	scale	2:1		
tolerance std	TOLERANCES UNLESS OTHERWISE SPECIFIED		eng	Nirmal Sam-MB	2022/03/05			ecn no	ELX-I-44039-1				
ISO 406 ISO 1101			chr	-	-			product family	rel level	Released			
surface		linear	0.X	±0.3	<b>Amphenol FCi</b>	title VERTICAL SIGNAL HDR 5 ROW P.F. 30 POS. SPECIAL LOAD STD.	dwg no 73983	rev AB	amphenol-icc.com		cat. no.	Product - Customer Drw	sheet 6 of 6
ISO 1302		0.XX	±0.15										
		0.XXX	±0.05										
	angular	0°	±2°										