

## Single relay - REL-OR- 24DC/3X21 - 2834274

Please be informed that the data shown in this PDF Document is generated from our Online Catalog. Please find the complete data in the user's documentation. Our General Terms of Use for Downloads are valid (<http://phoenixcontact.com/download>)



Pluggable octal relay with power contacts, 3 PDT, test button, mechanical switching position indication, coil voltage 24 V DC

### Product Features

- Extremely rugged design
- With detectable manual operation
- Mechanical switch position indicator



### Key Commercial Data

|                                      |          |
|--------------------------------------|----------|
| Packing unit                         | 1 pc     |
| Minimum order quantity               | 10 pc    |
| Weight per Piece (excluding packing) | 112.84 g |
| Custom tariff number                 | 85364190 |
| Country of origin                    | China    |

### Technical data

#### Dimensions

|        |         |
|--------|---------|
| Width  | 34.5 mm |
| Height | 34.5 mm |
| Depth  | 52.5 mm |

#### Ambient conditions

|   |                  |
|---|------------------|
| Ambient temperature (operation)         | -40 °C ... 60 °C |
| Ambient temperature (storage/transport) | -40 °C ... 60 °C |

#### Coil side

|   |             |
|---|-------------|
| Nominal input voltage $U_N$               | 24 V DC     |
| Input voltage range in reference to $U_N$ | 0.8 ... 1.1 |

# Single relay - REL-OR- 24DC/3X21 - 2834274

## Technical data

### Coil side

|   |                                    |
|---|------------------------------------|
| Typical input current at $U_N$          | 56 mA                              |
| Typical response time                   | 12 ms                              |
| Typical release time                    | 6 ms                               |
| Coil resistance                         | 430 $\Omega$ $\pm$ 15 % (at 20 °C) |
| Power dissipation for nominal condition | 1.34 W                             |

### Contact side

|                                       |                        |
|---------------------------------------|------------------------|
| Contact type                          | 3 PDTs                 |
| Contact material                      | AgSnIn                 |
| Maximum switching voltage             | 250 V AC/DC            |
| Minimum switching voltage             | 1 V                    |
| Min. switching current                | 10 mA                  |
| Maximum inrush current                | on request             |
| Limiting continuous current           | 10 A (N/O contact)     |
|                                       | 5 A (N/C contact)      |
| Interrupting rating (ohmic load) max. | 2500 VA (for 250 V AC) |

### Connection data input side

|                   |                 |
|-------------------|-----------------|
| Connection name   | Coil side       |
| Connection method | Plug connection |

### Connection data output side

|                   |                 |
|-------------------|-----------------|
| Connection name   | Contact side    |
| Connection method | Plug connection |

### General

|  |                             |
|--|-----------------------------|
| Test voltage relay winding/relay contact | 2.5 kV AC (50 Hz, 1 min.)   |
| Test voltage relay contact/relay contact | 2.5 kV AC (50 Hz, 1 min.)   |
| Operating mode                           | 100% operating factor       |
| Mechanical service life                  | 10 x 10 <sup>6</sup> cycles |
| Standards/regulations                    | IEC 60664                   |
| Degree of pollution                      | 3                           |
| Overvoltage category                     | II                          |
| Mounting position                        | any                         |
| Assembly instructions                    | On relay base PR3           |

### Standards and Regulations

|                                  |           |
|----------------------------------|-----------|
| Connection in acc. with standard | CUL       |
| Standards/regulations            | IEC 60664 |
| Degree of pollution              | 3         |

# Single relay - REL-OR- 24DC/3X21 - 2834274

## Technical data

### Standards and Regulations

|                      |    |
|----------------------|----|
| Overvoltage category | II |
|----------------------|----|

## Classifications

### eCl@ss

|            |          |
|------------|----------|
| eCl@ss 4.0 | 27371104 |
| eCl@ss 4.1 | 27371104 |
| eCl@ss 5.0 | 27371001 |
| eCl@ss 5.1 | 27371001 |
| eCl@ss 6.0 | 27371001 |
| eCl@ss 7.0 | 27371001 |
| eCl@ss 8.0 | 27371601 |
| eCl@ss 9.0 | 27371601 |

### ETIM

|          |          |
|----------|----------|
| ETIM 2.0 | EC000196 |
| ETIM 3.0 | EC000196 |
| ETIM 4.0 | EC000196 |
| ETIM 5.0 | EC001437 |

### UNSPSC

|               |          |
|---------------|----------|
| UNSPSC 6.01   | 30211916 |
| UNSPSC 7.0901 | 39121515 |
| UNSPSC 11     | 39121515 |
| UNSPSC 12.01  | 39121515 |
| UNSPSC 13.2   | 39121515 |

## Approvals

### Approvals

---

#### Approvals

UL Recognized / cUL Recognized / EAC / EAC / cULus Recognized

---

#### Ex Approvals

---


## Single relay - REL-OR- 24DC/3X21 - 2834274


### Approvals

Approvals submitted

---


#### Approval details

UL Recognized 

cUL Recognized 

EAC

EAC

cULus Recognized 

### Accessories

#### Additional products

Relay socket - PR3-BSC1/3X21 - 2833615



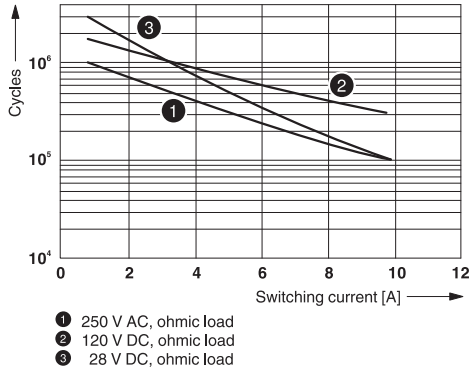
Relay socket PR3..., for octal relay REL-OR with 3 PDT, screw connections, connection facility for input/interference suppression modules, for mounting on NS 35/7.5

---

### Drawings

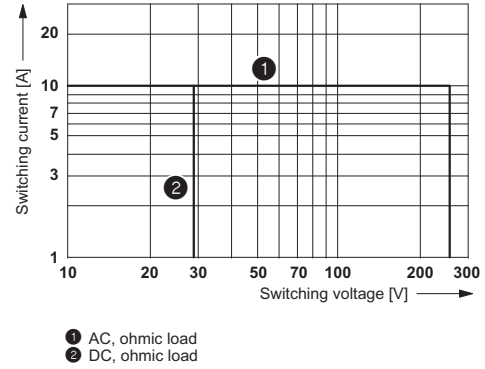
# Single relay - REL-OR- 24DC/3X21 - 2834274

Diagram



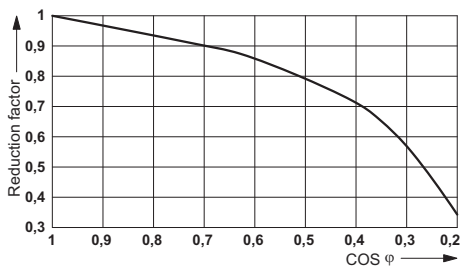
Electrical service life

Diagram



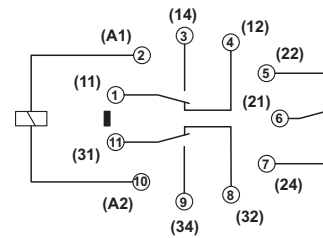
Interrupting rating

Diagram



Service life reduction factor with various cos phi

Circuit diagram



# Mouser Electronics

Authorized Distributor

Click to View Pricing, Inventory, Delivery & Lifecycle Information:

[Phoenix Contact:](#)

[2834274](#)