


# ULD

Miniature sized, Long Life Assurance



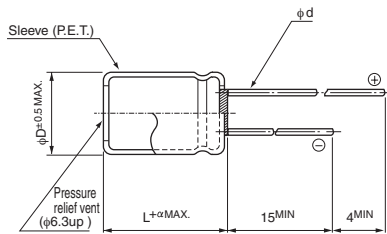
- Long Life product withstanding load life of 10000 to 20000 hours at +105°C.
- Suited for the power supply for LED lighting.
- Compliant to the RoHS directive (2011/65/EU).



## Specifications

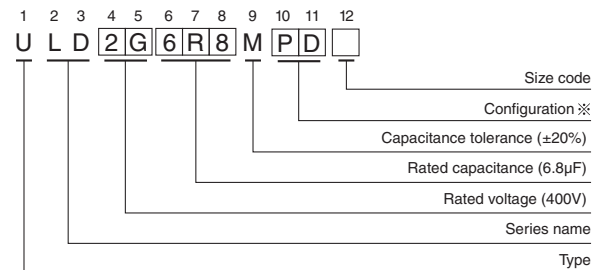
Item	Performance Characteristics								
Category Temperature Range	-25 to +105°C(10 to 100V, 450V), -40 to +105°C(160 to 400V)								
Rated Voltage Range	10 to 450V								
Rated Capacitance Range	1 to 330µF								
Capacitance Tolerance	±20% at 120Hz, 20°C								
Leakage Current	Rated Voltage(V)	10 to 100	160 to 450						
	—	After 2 minutes' application of rated voltage at 20°C, leakage current is not more than 0.01CV or 3(µA), whichever is greater.	After 1 minute's application of rated voltage at 20°C, CV ≤ 1000 : I=0.1CV+40(µA) or less After 1 minute's application of rated voltage at 20°C, CV>1000 : I=0.04CV+100(µA) or less						
Tangent of loss angle (tan δ)	Measurement frequency : 120Hz at 20°C								
	Rated voltage (V)	10	16	25	35	50	63	100	160 to 450
	tan δ (MAX.)	0.45	0.35	0.3	0.22	0.19	0.17	0.15	0.24
Stability at Low Temperature	Measurement frequency : 120Hz								
	Rated voltage (V)	10	16	25-35	50 to 100	160 to 250	400	450	
	Impedance ratio ZT / Z20 (MAX.)	Z-25°C / Z+20°C	8	6	4	3	3	6	6
		Z-40°C / Z+20°C	—	—	—	—	8	10	—
Endurance	Rated Voltage(V)	10 to 100			160 to 450				
	—	The specifications listed below shall be met when the capacitors are restored to 20°C after D.C. bias plus rated ripple current is applied for 10000 hours at 105°C, the peak voltage shall not exceed the rated voltage.			The specifications listed below shall be met when the capacitors are restored to 20°C after D.C. bias plus rated ripple current is applied for 20000 hours (12000 hours for φ6.3×11L, φ8×9L φ10×9L, 15000 hours φ8×11.5L, φ10×12.5L) at 105°C, the peak voltage shall not exceed the rated voltage.				
	Capacitance change	Within ± 25%(10V to 100V) ± 30%(160V to 450V) of the initial capacitance value							
	tan δ	300% or less than the initial specified value							
	Leakage current	Less than or equal to the initial specified value							
Shelf Life	After storing the capacitors under no load at 105°C for 1000 hours and then performing voltage treatment based on JIS C 5101-4 clause 4.1 at 20°C, they shall meet the specified values for the endurance characteristics listed above.								
Marking	Printed with white color letter on dark brown sleeve.								

## Radial Lead Type



	(mm)							
φD	5	6.3	8	10	12.5	16	18	
P	2.0	2.5	3.5	5.0	5.0	7.5	7.5	
φd	0.5	0.5	0.6	0.6	0.6	0.8	0.8	
α	1.5	1.5	2.0	2.0	2.0	2.0	2.0	

## Type numbering system (Example : 400V 6.8µF)



### ※ Configuration

φ D	Pb-free leadwire Pb-free PET sleeve
5	DD
6.3	ED
8 · 10	PD
12.5 to 18	HD

- Please refer to page 20 about the end seal configuration.
- Please refer to page 20, 21, 22 about the formed or taped product spec.
- Please refer to page 4 for the minimum order quantity.

## ULD

### ■ Dimensions

Cap	V Code	10		16		25		35		50		63		100	
		1A		1C		1E		1V		1H		1J		2A	
1	010									5×11	25			Case size φD × L (mm)	※
2.2	2R2									5×11	35				
3.3	3R3									5×11	70				
4.7	4R7									5×11	80			5×11	70
6.8	6R8									5×11	80			5×11	70
10	100									5×11	90	5×11	80	6.3×11	150
22	220									5×11	135	6.3×11	170	8×11.5	230
33	330					5×11	130	5×11	130	6.3×11	190	6.3×11	170		
47	470			5×11	130	5×11	130	6.3×11	210	6.3×11	190	8×11.5	240		
100	101	5×11	130	6.3×11	210	6.3×11	210	8×11.5	330	8×11.5	270				
150	151			6.3×11	210	8×11.5	330								
220	221	6.3×11	210	8×11.5	330										
270	271			8×11.5	330										
330	331	8×11.5	330												

※ : Rated ripple (mAms) at 105°C 100kHz

### • Frequency coefficient of rated ripple current

Cap.(μF)	Frequency	120Hz	1kHz	10kHz	100kHz
1 to 10μF		0.42	0.60	0.80	1.00
22 to 33μF		0.55	0.75	0.90	1.00
47 to 330μF		0.70	0.85	0.95	1.00

Cap	V Code	160		200		250		400		450	
		2C		2D		2E		2G		2W	
1	010							6.3 × 11	24	Case size φD × L (mm)	※
1.2	1R2							8 × 9	28		
1.5	1R5							6.3 × 11	29		
1.8	1R8					6.3 × 11	33	▲ 8 × 9	30		
1.8	1R8					6.3 × 11	33	8 × 9	33		
2.2	2R2			6.3 × 11	36	6.3 × 11	36	8 × 11.5	40		
2.2	2R2							▲ 8 × 9	33		
2.7	2R7							8 × 11.5	43		
3.3	3R3			6.3 × 11	42	6.3 × 11	42	8 × 11.5	47		
3.3	3R3							▲ 10 × 9	48		
3.9	3R9							10 × 12.5	57		
4.7	4R7			6.3 × 11	49	8 × 9	53	10 × 12.5	61		
5.6	5R6	6.3 × 11	52	6.3 × 11	50	8 × 11.5	62	10 × 12.5	64	10 × 16	58
5.6	5R6			▲ 8 × 9	56						
6.8	6R8	6.3 × 11	55	8 × 9	62	8 × 11.5	68	10 × 16	85	10 × 16	62
8.2	8R2			8 × 9	66	10 × 9	76	10 × 16	88	10 × 20	88
10	100	8 × 9	70	8 × 11.5	80	10 × 12.5	90			10 × 20	92
12	120			10 × 9	88	10 × 12.5	97				
15	150	8 × 11.5	92							12.5 × 20	140
15	150	▲ 10 × 9	95								
18	180			10 × 12.5	113	10 × 16	129				
22	220	10 × 12.5	121							12.5 × 25	240
22	220									▲ 16 × 20	292
27	270			10 × 16	149					16 × 20	305
33	330	10 × 16	158							16 × 25	392
33	330									▲ 18 × 20	312
47	470									18 × 25	480
68	680									18 × 31.5	520

※ : Rated ripple current (mAms) at 105°C 120Hz

▲ : In this case, 6 will be put at 12th digit of type numbering system.

### • Frequency coefficient of rated ripple current

Cap.(μF)	Frequency	120Hz	1kHz	10kHz	100kHz or more
1 to 5.6μF		1.00	1.60	1.80	2.00
6.8 to 18μF		1.00	1.50	1.70	1.90
22 to 68μF		1.00	1.40	1.60	1.80

# Mouser Electronics

Authorized Distributor

Click to View Pricing, Inventory, Delivery & Lifecycle Information:

## Nichicon:

[ULD2W8R2MPD1TD](#) [ULD2D4R7MED1TD](#) [ULD2E3R3MED1TD](#) [ULD2C100MPD1TD](#) [ULD2W220MHD6TN](#)  
[ULD2C220MPD1TD](#) [ULD2E4R7MPD1TD](#) [ULD2G2R2MPD6TD](#) [ULD2E8R2MPD1TD](#) [ULD2G1R5MED1TD](#)  
[ULD2D100MPD1TD](#) [ULD2D8R2MPD1TD](#) [ULD2G3R9MPD1TD](#) [ULD2E100MPD1TD](#) [ULD2C5R6MED1TD](#)  
[ULD2D120MPD1TD](#) [ULD2G2R2MPD1TD](#) [ULD2D270MPD1TD](#) [ULD2E1R8MED1TD](#) [ULD2W100MPD1TD](#)  
[ULD2C6R8MED1TD](#) [ULD2G3R3MPD1TD](#) [ULD2G1R2MPD1TD](#) [ULD2W6R8MPD1TD](#) [ULD2E120MPD1TD](#)  
[ULD2D180MPD1TD](#) [ULD2E5R6MPD1TD](#) [ULD2E6R8MPD1TD](#) [ULD2D5R6MED1TD](#) [ULD2E180MPD1TD](#)  
[ULD2W270MHD1TN](#) [ULD2D6R8MPD1TD](#) [ULD2C330MPD1TD](#) [ULD2W470MHD1TN](#) [ULD2W330MHD1TN](#)  
[ULD2G6R8MPD1TD](#) [ULD2D2R2MED1TD](#) [ULD2G4R7MPD1TD](#) [ULD2C150MPD6TD](#) [ULD2G2R7MPD1TD](#)  
[ULD2W150MHD1TO](#) [ULD2G3R3MPD6TD](#) [ULD2G5R6MPD1TD](#) [ULD2G010MED1TD](#) [ULD2D5R6MPD6TD](#)  
[ULD2G1R5MPD6TD](#) [ULD2C150MPD1TD](#) [ULD2W5R6MPD1TD](#) [ULD2G8R2MPD1TD](#) [ULD2E2R2MED1TD](#)  
[ULD2D3R3MED1TD](#) [ULD2W330MHD6TN](#) [ULD2W220MHD1TO](#) [ULD2G1R8MPD1TD](#) [ULD2A4R7MDD1TD](#)  
[ULD1E101MED1TD](#) [ULD1J100MDD1TD](#) [ULD1H330MED1TD](#) [ULD1A221MED1TD](#) [ULD1C470MDD1TD](#)  
[ULD2A100MED1TD](#) [ULD2A6R8MDD1TD](#) [ULD1C101MED1TD](#) [ULD1E470MDD1TD](#) [ULD1A101MDD1TD](#)  
[ULD1J330MED1TD](#) [ULD1C151MED1TD](#) [ULD1H010MDD1TD](#) [ULD1H6R8MDD1TD](#) [ULD1J220MED1TD](#)  
[ULD1H4R7MDD1TD](#) [ULD1E330MDD1TD](#) [ULD1V101MPD1TD](#) [ULD1C271MPD1TD](#) [ULD1V330MDD1TD](#)  
[ULD1A331MPD1TD](#) [ULD1E151MPD1TD](#) [ULD1H100MDD1TD](#) [ULD1H2R2MDD1TD](#) [ULD1H101MPD1TD](#)  
[ULD1C221MPD1TD](#) [ULD1H220MDD1TD](#) [ULD1V470MED1TD](#) [ULD1H3R3MDD1TD](#) [ULD2A220MPD1TD](#)  
[ULD1H470MED1TD](#) [ULD1J470MPD1TD](#) [ULD2C150MPD6](#) [ULD2G010MED](#) [ULD2G1R2MPD](#) [ULD2G1R5MED](#)  
[ULD2G1R5MPD6](#) [ULD2G1R8MPD](#) [ULD2G2R2MPD](#) [ULD2G2R2MPD6](#) [ULD2G2R7MPD](#) [ULD2G3R3MPD](#)  
[ULD2G3R3MPD6](#) [ULD2G3R9MPD](#) [ULD2G5R6MPD](#)