

THIS DRAWING IS UNPUBLISHED.

RELEASED FOR PUBLICATION

ALL RIGHTS RESERVED.

REVISIONS

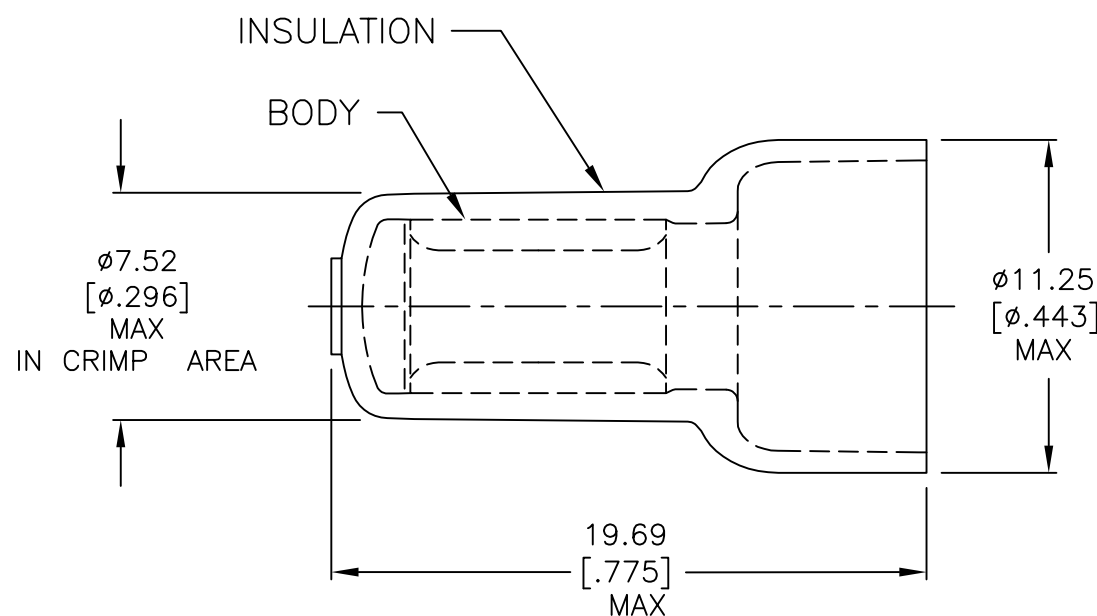
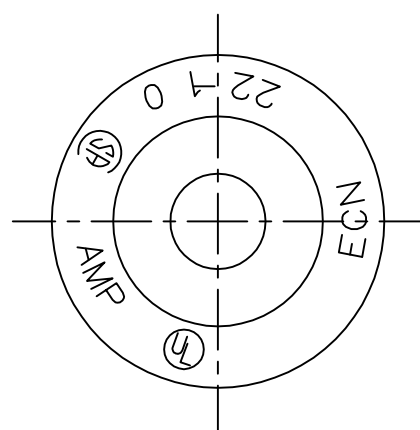
P	LTR	DESCRIPTION	DATE	DWN	APVD
	W2	REVISED PER ECO-11-004917	11MAR11	RK	HMR
	W3	REVISED PER ECO-17-006294	09OCT2017	RS	DR

1 FOR $\phi 9.53$ [$\phi.375$] MAX WIRE INSULATION.

2 NOTE DELETED

3 MATERIAL: BODY; COPPER PER ASTM B152 INSULATION; NYLON COLOR; NATURAL

4 FINISH: BODY; TIN PL. PER ASTM B545



WIRE RANGE	Listed	LR7189 Certified
22-10 AWG SOLID OR STRANDED	22-10 AWG SOLID OR STRANDED	22-10 AWG SOLID OR STRANDED

1500	TAPE MOUNTED	2-35653-1
1000	LOOSE PIECE	35653
QTY	DESCRIPTION	PART NO

AMP INCORPORATED CUSTOMER SERVICE SYSTEMS


MAX RECOMMENDED OPERATING TEMPERATURE: 105°C [221°F] MAX

THIS DRAWING IS A CONTROLLED DOCUMENT.

DWN G KRUPER 1/93

CHK R HERSEY 1/93

APVD M ELLIS 1/93



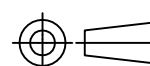
FOR ADDITIONAL PRODUCT INFORMATION OR COPIES OF DRAWINGS AND TECHNICAL DOCUMENTS

PRODUCT INFORMATION CENTER 1-800-522-6752

VOLTAGE RATING: 300V MAX

DIMENSIONS: mm [INCHES]

TOLERANCES UNLESS OTHERWISE SPECIFIED:



- 0 PLC ± -
- 1 PLC ± -
- 2 PLC ± 0.20[.008]
- 3 PLC ± -
- 4 PLC ± -
- ANGLES ± -
- FINISH

NAME SPLICE, WIRE, CLOSED END 22-10 AWG

FOR APPLICATION TOOLING INFORMATION

TOOLING ASSISTANCE CENTER 1-800-722-1111

CIRCULAR MIL AREA: 1.65-6.64mm² [3248-13100] SOLID OR STRANDED

MATERIAL



PRODUCT SPEC

APPLICATION SPEC

WEIGHT

SIZE	CAGE CODE	DRAWING NO	RESTRICTED TO
A3	W2	C-35653	-

FOR ORDER ENTRY 1-800-526-5142

THIS DRAWING IS A CONTROLLED DOCUMENT FOR AMP INCORPORATED. IT IS SUBJECT TO CHANGE AND THE CONTROLLING ENGINEERING ORGANIZATION SHOULD BE CONTACTED FOR THE LATEST REVISION.

CUSTOMER DRAWING

SCALE 4:1 SHEET 1 OF 1 REV W3

Mouser Electronics

Authorized Distributor

Click to View Pricing, Inventory, Delivery & Lifecycle Information:

[TE Connectivity:](#)

[8-35653-1](#)