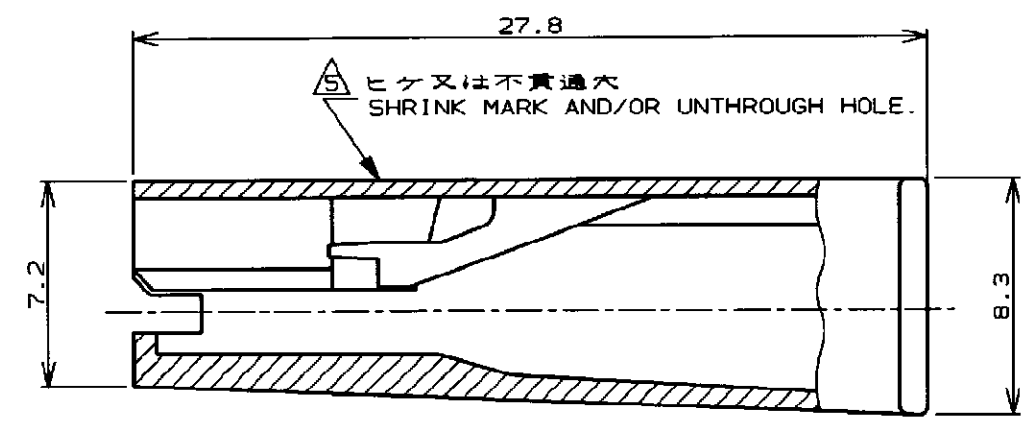
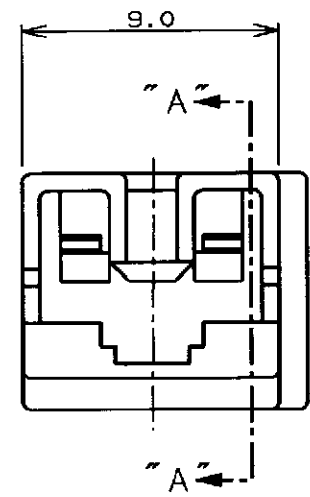
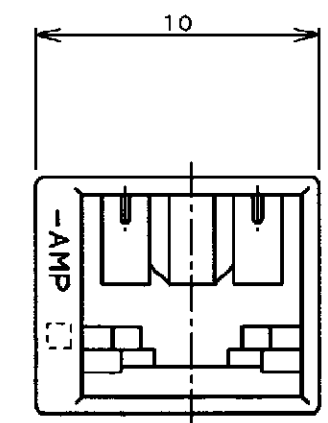


NUMBER C-172076



断面 "A" - "A"
(SECT "A" - "A")



NOTES;

1. PRODUCT SPECIFICATION 108-5127
2. APPLICABLE CONTACT
P/N ; 170327, 170328, 170329
3. SEE CP78-26023. ABOUT APPLICABLE TAB.
- △ MATERIAL ; 6/6 NYLON (94V-0)
- △ THERE ARE A FEW CASES THAT SHRINK MARK AND/OR UNTHROUGH HOLE OCCURS IN THIS AREA, BUT NOT INFLUENCE TO CONN, FUNCTION.
- △ COMPLY WITH GLOW WIRE REQUIREMENT FOR PARTS OF NON-METALLIC MATERIAL SUPPORTING A CURRENT CARRYING CONNECTION DETAILED IN IEC 60335-1, SECTION 30 (GWT), (GWT, UL94V-0)

OBSOLETE

7-172076-1	NATURAL	△
2-172076-7	(RED) 赤	△
2-172076-6	(BLUE) 青	△
2-172076-5	(GREEN) 緑	△
2-172076-4	(YELLOW) 黄	△
2-172076-2	(BLACK) 黒	△
2-172076-1	(NATURAL) 自然色	△
172076-7	(RED) 赤	
172076-6	(BLUE) 青	
172076-5	(GREEN) 緑	
172076-4	(YELLOW) 黄	
172076-2	(BLACK) 黒	
172076-1	(NATURAL) 自然色	
型番 (P/N)	色 (COLOR)	注 (NOTE)

PRINT DIST
単位: mm DIMENSIONS IN MM. DO NOT SCALE PRINT

H3	REVISED PER ECR-16-007334	24MAY2016	NK	LP
REV	DESCRIPTION	DATE	DWN	APVD

STE TE Connectivity		
配線電線断面積 (WIRE RANGE) --- mm ² (AWG -)	被覆外径 (INSULATION DIA.) --- mmφ	名称 (NAME) 250 シリーズ 1極 ポジティブロック (マークII)ハウジング 250 SERIES 1 Pos POSITIVE LOCK (MK-II) HOUSING
材料 (MATERIAL) 6/6ナイロン (94V-2) △ 6/6 NYLON (94V-2) △	仕上 (FINISH) ---	一般公差 (GENERAL TOLERANCE) 10以下: ±0.2 10を超え 30以下: ±0.25 30を超え 100以下: ±0.3 角 度: ±3°
DR. 17. JAN. '95 M. SUZUKI CHK. 20. JAN. '95 H. TAGUTCH	DE. 17. JAN. '95 M. SUZUKI APP. 20. JAN. '95 H. TAGUTCH	LOC 番号 (No.) B J C-172076 尺度 (SCALE) 4-1 REV. H3 SHEET 1 OF 1

Mouser Electronics

Authorized Distributor

Click to View Pricing, Inventory, Delivery & Lifecycle Information:

[TE Connectivity:](#)

[2-172076-1](#)