

# Printed-circuit board connector - DMC 1,5/10-G1-3,5 P20THR - 1786918

Please be informed that the data shown in this PDF Document is generated from our Online Catalog. Please find the complete data in the user's documentation. Our General Terms of Use for Downloads are valid (<http://phoenixcontact.com/download>)

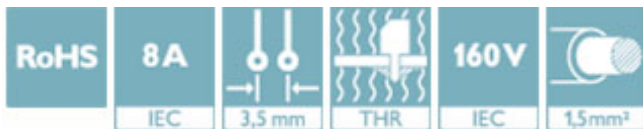
PCB headers, nominal current: 8 A, rated voltage (III/2): 160 V, number of positions: 10, pitch: 3.5 mm, color: black, contact surface: Tin, mounting: THR soldering




The figure shows a 10-pos. version with 20 contacts

## Your advantages

- ✓ Designed for integration into the SMT soldering process
- ✓ Conductor connection on several levels enables higher contact density
- ✓ Small component size for applications where space is at a premium



## Key Commercial Data

Packing unit	50 pc
GTIN	 4 046356 595148
GTIN	4046356595148

## Technical data

### Dimensions

Length [ l ]	11.6 mm
Width	35.8 mm
Pitch	3.5 mm
Dimension a	31.5 mm
Width [ w ]	35.8 mm
Height [ h ]	12.8 mm
Height	10.8 mm
Length of the solder pin	2 mm
Pin dimensions	0.8 x 0.8 mm
Pin spacing	2.50 mm
Length	11.6 mm

### General

# Printed-circuit board connector - DMC 1,5/10-G1-3,5 P20THR - 1786918

## Technical data

### General

Range of articles	DMC 1,5/...G1-THR
Insulating material group	IIIa
Rated surge voltage (III/3)	2.5 kV
Rated surge voltage (III/2)	2.5 kV
Rated surge voltage (II/2)	2.5 kV
Rated voltage (III/3)	160 V
Rated voltage (III/2)	160 V
Rated voltage (II/2)	250 V
Connection in acc. with standard	EN-VDE
Nominal current $I_N$	8 A
Maximum load current	8 A
Insulating material	LCP
Flammability rating according to UL 94	V0
Color	black
Number of positions	10

### Standards and Regulations

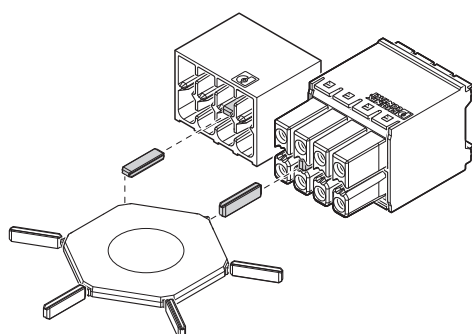
Connection in acc. with standard	EN-VDE
	CUL
Flammability rating according to UL 94	V0

### Environmental Product Compliance

China RoHS	Environmentally friendly use period: unlimited = EFUP-e
	No hazardous substances above threshold values

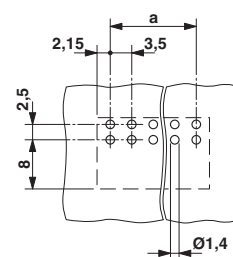
## Drawings

Schematic diagram



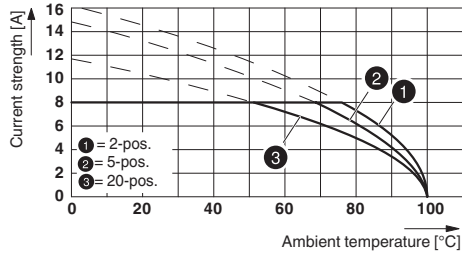
Use of the CP-DMC... coding profile

Drilling diagram

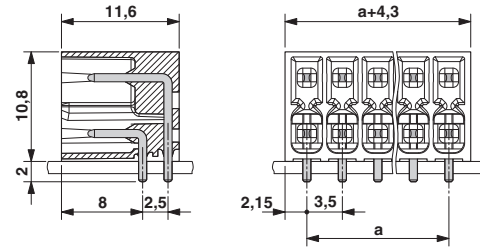


# Printed-circuit board connector - DMC 1,5/10-G1-3,5 P20THR - 1786918

Diagram



Dimensional drawing



## Approvals

### Approvals

#### Approvals

IECEE CB Scheme / VDE Gutachten mit Fertigungsüberwachung / EAC / cULus Recognized

#### Ex Approvals

### Approval details


IECEE CB Scheme		<a href="http://www.iecee.org/">http://www.iecee.org/</a>	DE1-60359_B1_B2
Nominal voltage UN	160 V		
Nominal current IN	8 A		

VDE Gutachten mit Fertigungsüberwachung		<a href="http://www2.vde.com/de/Institut/Online-Service/VDE-gepruefteProdukte/Seiten/Online-Suche.aspx">http://www2.vde.com/de/Institut/Online-Service/VDE-gepruefteProdukte/Seiten/Online-Suche.aspx</a>	40038423
Nominal voltage UN	160 V		
Nominal current IN	8 A		

EAC		B.01742	
-----	--	---------	--

# Printed-circuit board connector - DMC 1,5/10-G1-3,5 P20THR - 1786918

## Approvals

cULus Recognized		<a href="http://database.ul.com/cgi-bin/XYV/template/LISEXT/1FRAME/index.htm">http://database.ul.com/cgi-bin/XYV/template/LISEXT/1FRAME/index.htm</a> E60425-20110128	
	D	B	C
Nominal voltage UN	300 V	300 V	50 V
Nominal current IN	8 A	8 A	8 A

Phoenix Contact 2019 © - all rights reserved  
<http://www.phoenixcontact.com>

PHOENIX CONTACT GmbH & Co. KG  
Flachsmarktstr. 8  
32825 Blomberg  
Germany  
Tel. +49 5235 300  
Fax +49 5235 3 41200  
<http://www.phoenixcontact.com>