

ProtoBox-1553B Kit (PCB+Box)



*A Hammond 1553B soft-side plastic enclosure packaged
with a matching ProtoBoard 2-hole per strip PCB.*



BusBoard Prototype Systems - Built for designers

www.BusBoard.com sales@busboard.com

BPS-MAR-(KIT-1553B)-001 Rev 4.00

ProtoBoard-1553B – for Hammond 1553B Boxes



A prototyping board designed for the Hammond soft-sided handheld case.

Features

ProtoBoard saves time! The PCB is designed specifically for the Hammond 1553B box. No cutting is required. The mounting holes are present in the right spots.

The convenient 2-hole ProtoBoard pattern provides an easy way to connect parts while maximizing usable board area.



Lead free etched copper PCB with an anti-tarnish coating for easy soldering.

PCB Specifications

- High-quality FR4 glass epoxy board.
- Four 0.125" (1/8") mounting holes.
- Four 4-40 PCB mounting screws provided.
- Single sided, 1oz/ft² copper PCB
- 0.042" holes drilled on 0.1" centers
- PCB Size 2.8 x 4.3 in. (71 x 108mm)

Order Part# PR1553B (for PCB only)

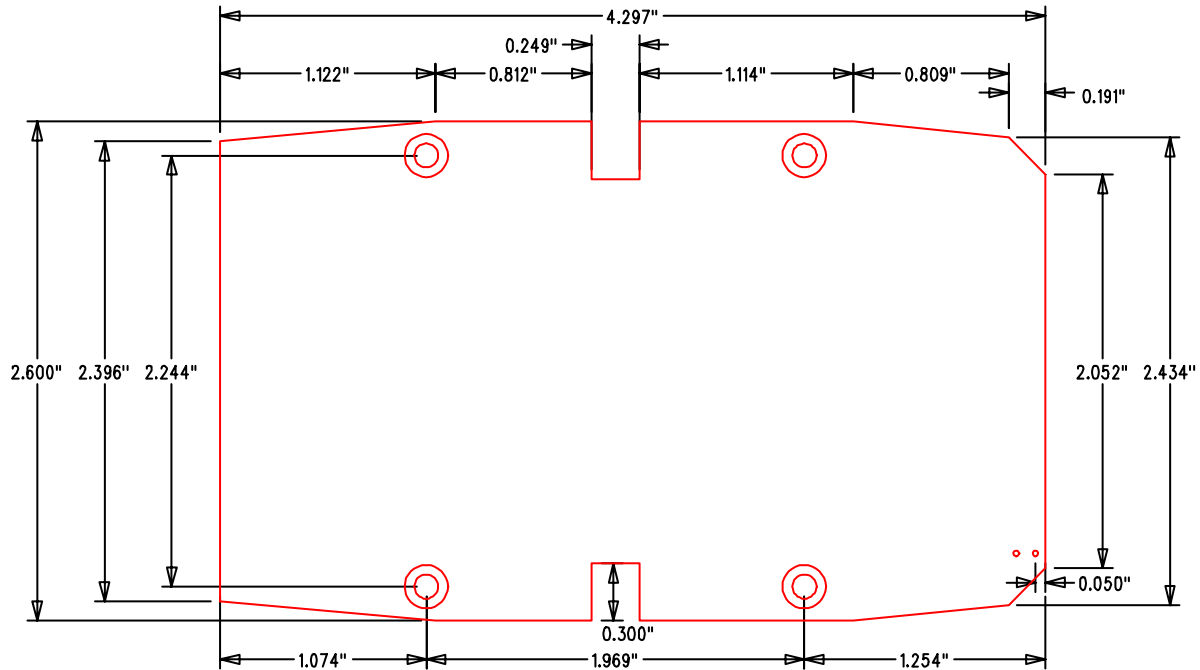
Board Layout (actual size)



PR1553B Prototyping Board shown with the Hammond 1553BBK box (box not included).

**To purchase the PCB + Box together,
order BPS part# KIT-1553B-BK**

PCB Mechanical Dimensions



1. PCB is symmetrical along the centerline.
 2. All solder pads are located on a 0.100" grid.
 3. The mounting holes are NOT located on the 0.100" grid.
- PCB Design Copyright 2005 BusBoard Prototype Systems Ltd.

Hammond 1553B Hand Held Case Features

Note: The box is **NOT** included with BPS part# PR1553B.

The box is included with part# KIT-1553B-BK.

Soft-sided ergonomic hand held electronic case.

Box Size 4.6 x 3.1 x 1.0 inches (117 x 79 x 24mm)

1 removable end panel (included).

Built-in PCB standoffs.

Box closed with self tapping screws (included).

Recessed top for membrane display or keypad.

Lap joint construction provides protection against dust accumulation and splashing water.

Gray/Gray, Black/Gray, Black/Black, Yellow, Red, and Translucent Blue colors available.

To order the box by itself, use Hammond part #'s 1553BGY, 1553BBK, 1553BBKKBK, 1553BTBUBK, 1553BRDBK, 1553BYLBK

See <http://www.hammondmfg.com/1553.htm>
<http://www.hammondmfg.com/1553colors.htm>

© 2013 BusBoard Prototype Systems Ltd.



BusBoard Prototype Systems - Built for designers

www.BusBoard.com sales@busboard.com

BPS-MAR-PR1553B-001 Rev 4.00



1553BBKBK



1553BTBUBK



1553BRDBK

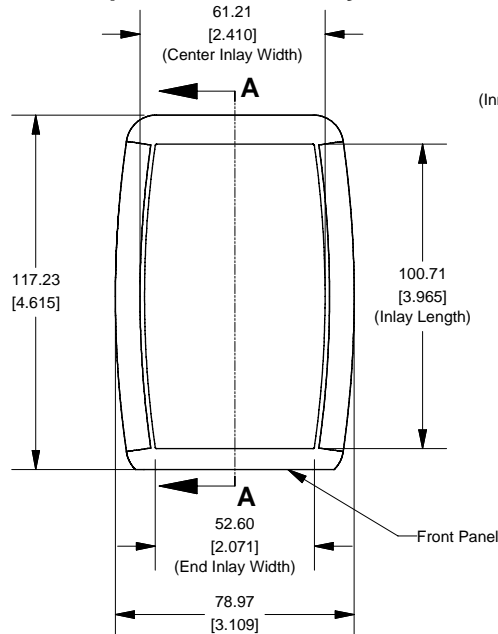


1553BYLBK

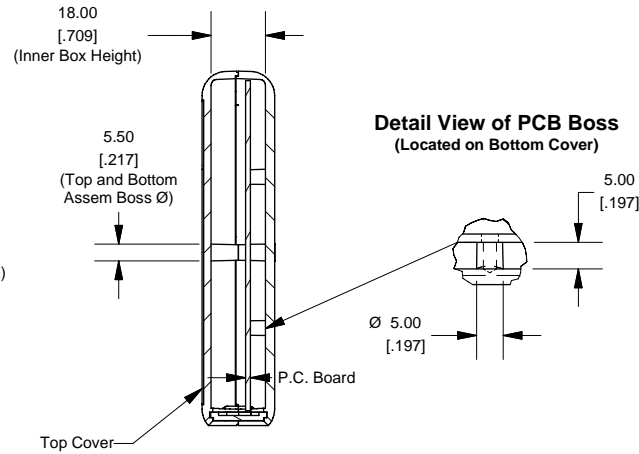
1553BGY



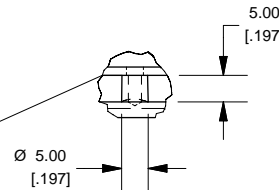
Top View of Assembly



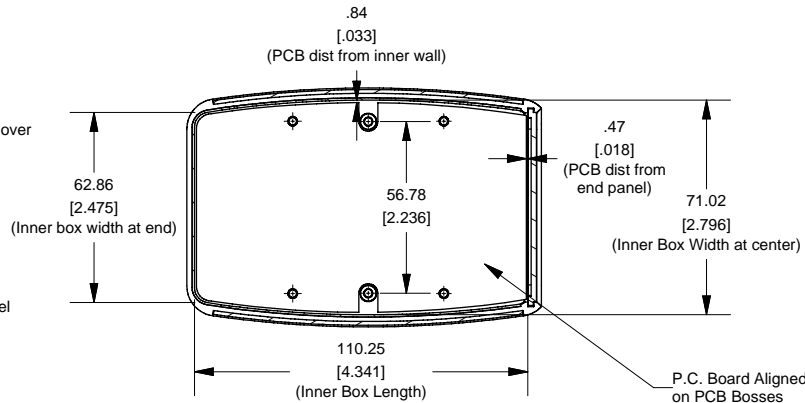
SECTION A-A (Side View Inside Assembly)



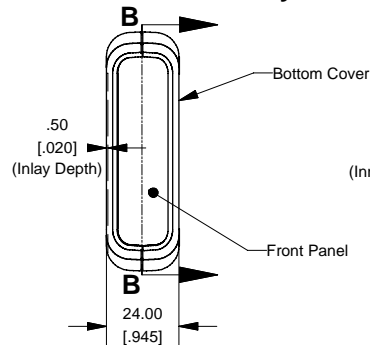
Detail View of PCB Boss (Located on Bottom Cover)



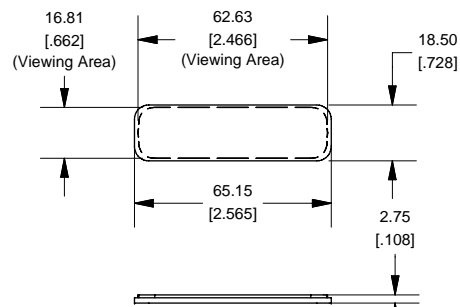
SECTION B-B (Inside of Bottom Cover)



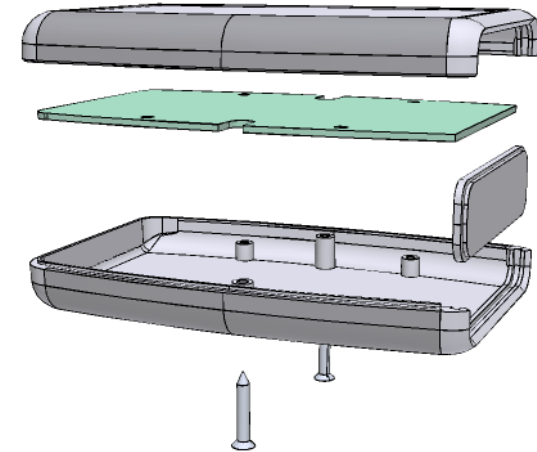
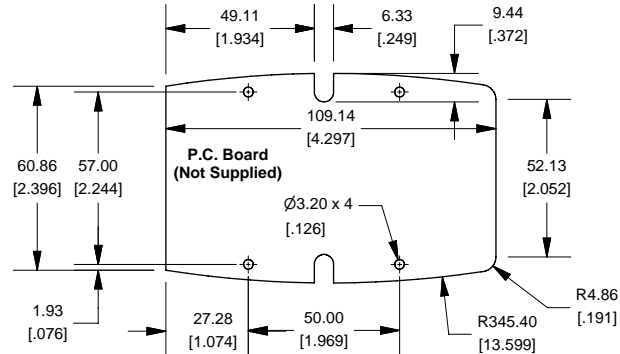
End View of Assembly



Front/Rear Panel (Dashed Line Indicates Viewing Area)



Maximum P.C. Board Size



Enclosures can be Factory Modified (Milling, Drilling, Printing etc.)
Solid models of this enclosure available in STEP or IGES.
Contact Factory mjm@hammondmfg.com

NOTE

Enclosure molded from GP ABS (UL94-HB) plastic.

Purchased assembly includes top and bottom cover, front plastic panel and 2 cover screws.

PART NUMBERS

1553B Enclosure

Black Enclosure/Grey Over-mold	1553BBK
Red Enclosure/Black Over-mold	1553BGY
Translucent Blue Enclosure/Black Over-mold	1553BTBUBK
Yellow Enclosure/Black Over-mold	1553BYLBK
Grey Enclosure/Grey Over-mold	1553BGYBAT

ACCESSORIES

Cover Screws (Pkg 100)	1593MS100 (Silver)
#4 x 5/8" self-tapping oval head (15.9mm)]	1593MS100BK (Black)
P.C. Board Screws	1593ATS50 (Pkg 50)
#4 x 1/4" self-tapping (6.4mm)]	1593ATS100 (Pkg 100)
Belt or Pocket Clip	1599CLIP (Black)
	1599CLIPGY (Grey)

**HAMMOND
MANUFACTURING™**

1553B

www.hammondmfg.com

Mouser Electronics

Authorized Distributor

Click to View Pricing, Inventory, Delivery & Lifecycle Information:

[BusBoard Prototype Systems:](#)

[KIT-1553B-BK](#) [KIT-1553B-GY](#)