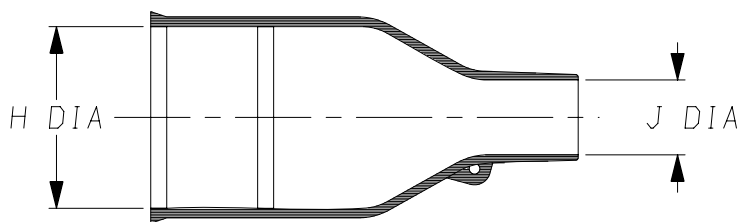
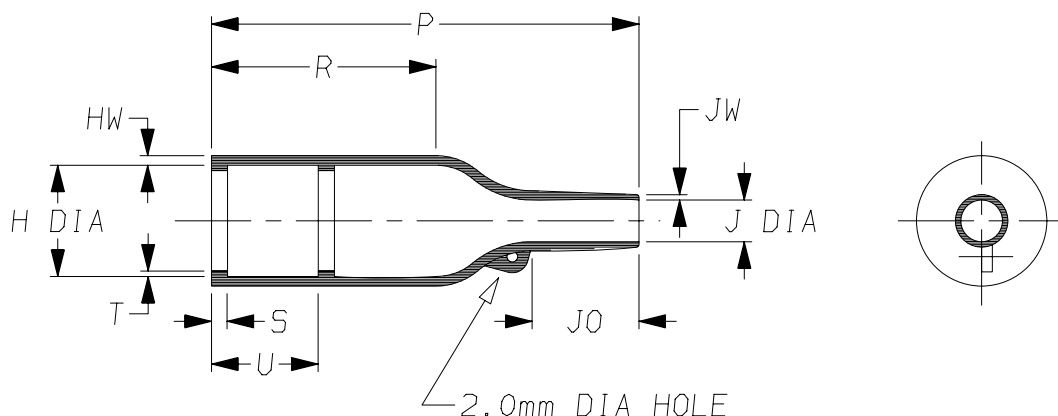


a) Part as supplied.

202K1\*\*-100-01



b) Part after unrestricted recovery.



DIMENSIONS in millimetres  
(in inches, for reference)

Part No.	H		J		P	R	S	T	U	JO	HW	JW
	Min a	Max b	Min a	Max b								
202K121-100-01	24 (0.94)	10.4 (0.41)	14 (0.55)	5.6 (0.22)	26 (1.02)	9 (0.35)	3.0 (0.12)	1.0 (0.04)	①	8.5 (0.33)	1.6 (0.06)	0.5 (0.02)
202K132-100-01	30 (1.18)	14.2 (0.56)	15 (0.59)	5.9 (0.23)	43 (1.69)	20 (0.79)	3.0 (0.12)	1.0 (0.04)	①	11.5 (0.45)	1.8 (0.07)	1.0 (0.04)
202K142-100-01	31 (1.22)	18.0 (0.71)	18 (0.71)	7.1 (0.28)	47 (1.85)	15 (0.59)	3.0 (0.12)	1.0 (0.04)	①	17.0 (0.67)	1.8 (0.07)	1.0 (0.04)
202K153-100-01	36 (1.42)	22.4 (0.88)	21 (0.83)	8.4 (0.33)	60 (2.36)	22 (0.87)	3.0 (0.12)	1.0 (0.04)	①	19.5 (0.77)	2.0 (0.08)	1.0 (0.04)
202K163-100-01	43 (1.69)	28.2 (1.11)	25 (0.98)	9.9 (0.39)	79 (3.11)	41 (1.61)	3.0 (0.12)	1.7 (0.07)	20 (0.79)	21.0 (0.83)	2.2 (0.09)	1.0 (0.04)
202K174-100-01	52 (2.05)	35.1 (1.38)	39 (1.54)	15.7 (0.62)	110 (4.33)	52 (2.05)	3.0 (0.12)	1.7 (0.07)	20 (0.79)	39.0 (1.54)	3.2 (0.13)	1.5 (0.06)
202K185-100-01	66 (2.60)	44.5 (1.75)	42 (1.65)	16.8 (0.66)	150 (5.91)	70 (2.76)	3.0 (0.12)	2.0 (0.08)	20 (0.79)	51.5 (2.03)	3.8 (0.15)	2.0 (0.08)

# # #

This is a trimmed variant

Modified dimensions are shown thus:- #

Copyright (!)

The copyright in this drawing is the property of Tyco Electronics UK Ltd. The drawing is issued on the condition that it is not copied, reproduced or disclosed to a third party, either in whole or in part without the prior written consent of Tyco Electronics UK Ltd.

Drawn A.LILLEY. Checked

Issue 3

Date April 2007

Conforms to ISO Recommendations

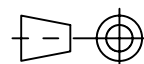
Approval

Design

MKTG.

Q.A.

3rd Angle Projection  
Not to Scale



<b>Raychem</b>		<b>Specification Control Drawing</b>	Part Number <b>202K1**-100-01 Issue 3</b>
Iss.	Date	E.C.R. No.	Details of Change
2	September 2001	CR01-HM-0018	"R" dimension changed
3	April 2007	CR07-HM-010	Document title was 202K121 thru 185-100-01

## Ordering Information

202K1**-100-01/**			
	↑	↑	↑
			Adhesive Slash Number
			Modification number
			Material Dash Number (see compatibility chart)
			Base Part Number

## COMPATIBILITY CHART

Material Dash Number	Material Description	SPEC Number	Coating Slash Number
-100	Zero Halogen	RT-1323, RK-6717	/86, /180

## NOTES

- ① Dimension U does not apply on sizes 202K121 thru 153
- ② If eyelet clip (000W212) is required with part then add CS-1858 to description (i.e. 202K132-100-01-CS-1858-0).
- ③ As supplied dimensions are for uncoated parts, when coating is added entry diameters will reduce by 1.5mm Max.

Tyco Electronics UK Ltd. Faraday Road, Swindon, Wiltshire, SN3 5HH England Telephone: (01793) 528171 Fax: 572516	Tyco Electronics Corporation 300, Constitution Drive, Menlo Park, CA 94025 USA Telephone (650) 361-3860 Fax: (650) 361-5579
Cage Code K1010	Cage Code 06090

# Mouser Electronics

Authorized Distributor

Click to View Pricing, Inventory, Delivery & Lifecycle Information:

[TE Connectivity:](#)

[202K153-100-01/180-0](#)