

4

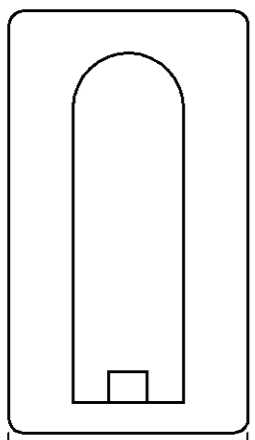
3

2

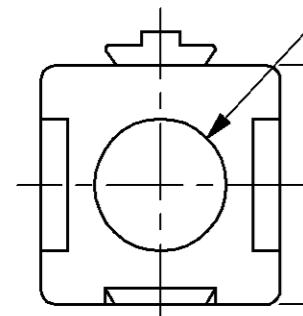
1

THIS DRAWING IS UNPUBLISHED. RELEASED FOR PUBLICATION, 19 .
© COPYRIGHT 19 BY AMP INCORPORATED. ALL RIGHTS RESERVED.

LOC	DIST	REVISIONS			
P	LTR	DESCRIPTION	DATE	DWN	APVD
FT	60	E	REDRAWN & REV PER EC 0320-74-97	10 APR 97	-

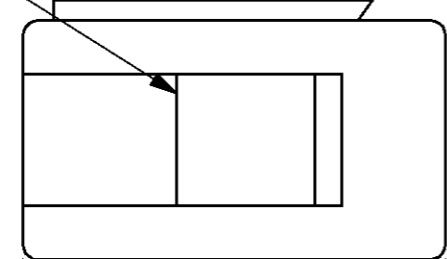


7.92
[.312]

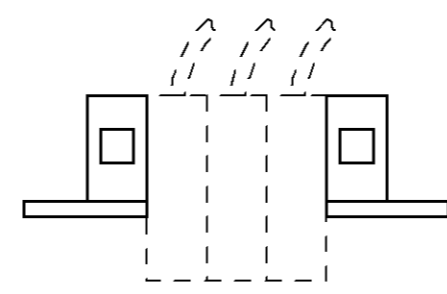


7.92
[.312]

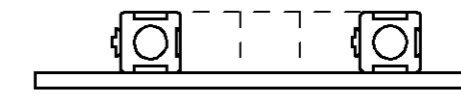
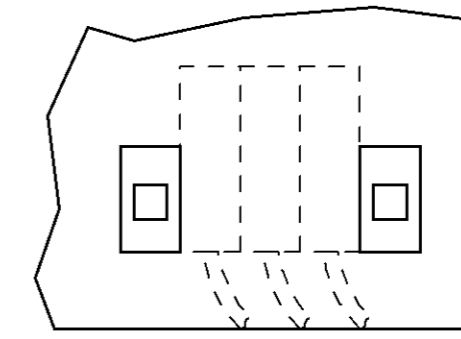
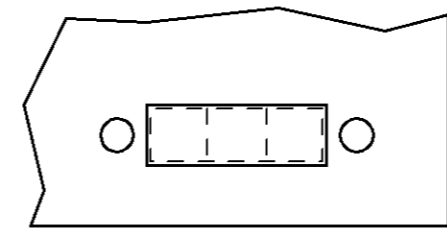
#8 CLEARANCE HOLE THRU



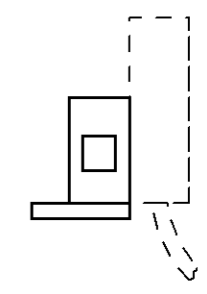
13.97
[.550]



TYP THRU PANEL
HOLE PATTERN



TYP SURFACE
MTG PATTERN



TYP VERTICAL
MOUNT

54315-1
PART
NUMBER

THIS DRAWING IS A CONTROLLED DOCUMENT.		DWN M. BINNER 10 APR 97	AMP Incorporated Harrisburg, PA 17105-3608			
DIMENSIONS: mm [INCHES]		CHK R. STONE 24 APR 97				
TOLERANCES UNLESS OTHERWISE SPECIFIED:		APVD M. MCALONIS 22 MAY 97				
	0 PLC ±-	PRODUCT SPEC 108-11026	NAME MOUNTING ADAPTER, SERIES 1, POWER LOCK			
	1 PLC ±-	APPLICATION SPEC 114-6032				
	2 PLC ±0.38 [.015]	WEIGHT -	SIZE A3	CAGE CODE 00779	DRAWING NO C-54315	RESTRICTED TO -
	3 PLC ±-	CUSTOMER DRAWING	SCALE 4:1	SHEET 1 OF 1	REV E	
MATERIAL POLYCARBONATE, RED	FINISH -					

Mouser Electronics

Authorized Distributor

Click to View Pricing, Inventory, Delivery & Lifecycle Information:

[TE Connectivity:](#)

[54315-1](#)