



RECOMMENDED HOLE LAYOUT

THIS DRAWING IS A CONTROLLED DOCUMENT.		DWN L. D. RINGLEY 30JUL85		 TE Connectivity	
DIMENSIONS: INCHES		TOLERANCES UNLESS OTHERWISE SPECIFIED: 0 PLC ± — 1 PLC ± — 2 PLC ± — 3 PLC ± .005 4 PLC ± — ± — ANGLES		J. GESFORD 27AUG03	
		APVD J. GESFORD 27AUG03		NAME ASSEMBLY, MOD II, HEADER, BREAKAWAY, DOUBLE ROW, RIGHT ANGLE, .100X.100 C/L, WITH .025 SQ. POSTS	
		PRODUCT SPEC			
		APPLICATION SPEC			
MATERIAL		FINISH		SIZE A2	
CONTACT: COPPER ALLOY		SEE TABLE		CAGE CODE 00779	
		WEIGHT		DRAWING NO C-103795	
		CUSTOMER DRAWING		RESTRICTED TO —	
				SCALE 4:1 SHEET 1 of 2 REV M	

THIS DRAWING IS UNPUBLISHED.

RELEASED FOR PUBLICATION

© COPYRIGHT - By -

ALL RIGHTS RESERVED.

















































































LOC	DIST	REVISIONS					
		P	LTR	DESCRIPTION	DATE	DWN	APVD
AD	00		—	SEE SHEET 1	—	—	—

D

C

B

A

OBSOLETE			3.984	3.900	39	80	9-103795-0
			3.884	3.800	38	78	8-103795-9
			3.784	3.700	37	76	8-103795-8
			3.684	3.600	36	74	8-103795-7
			3.584	3.500	35	72	8-103795-6
			3.484	3.400	34	70	8-103795-5
			3.284	3.300	33	68	8-103795-4
			3.284	3.200	32	66	8-103795-3
			3.184	3.100	31	64	8-103795-2
			3.084	3.000	30	62	8-103795-1
			2.984	2.900	29	60	8-103795-0
			2.884	2.800	28	58	7-103795-9
			2.784	2.700	27	56	7-103795-8
			2.684	2.600	26	54	7-103795-7
			2.584	2.500	25	52	7-103795-6
			2.484	2.400	24	50	7-103795-5
			2.384	2.300	23	48	7-103795-4
			2.284	2.200	22	46	7-103795-3
			2.184	2.100	21	44	7-103795-2
			2.084	2.000	20	42	7-103795-1
			1.984	1.900	19	40	7-103795-0
			1.884	1.800	18	38	6-103795-9
OBSOLETE			1.784	1.700	17	36	6-103795-8
			1.684	1.600	16	34	6-103795-7
			1.584	1.500	15	32	6-103795-6
			1.484	1.400	14	30	6-103795-5
			1.384	1.300	13	28	6-103795-4
OBSOLETE			1.284	1.200	12	26	6-103795-3
			1.184	1.100	11	24	6-103795-2
OBSOLETE			1.084	1.000	10	22	6-103795-1
OBSOLETE			.984	.900	9	20	6-103795-0
OBSOLETE			.884	.800	8	18	5-103795-9
			.784	.700	7	16	5-103795-8
			.684	.600	6	14	5-103795-7
			.584	.500	5	12	5-103795-6
			.484	.400	4	10	5-103795-5
OBSOLETE			.384	.300	3	8	5-103795-4
			.284	.200	2	6	5-103795-3
			.184	.100	1	4	5-103795-2
			.084	—	—	2	5-103795-1
REMARKS		PLATING	C	B	A	NO OF POS	ASSEMBLY PART NUMBER

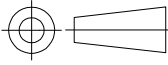
<div><div>9</div><div>OBSOLETE</div></div>		<div><div>5</div></div>	.384	.300	3	8	4-103795-1
		<div><div>3</div></div>	3.984	3.900	39	80	4-103795-0
		<div><div>3</div></div>	3.884	3.800	38	78	3-103795-9
		<div><div>3</div></div>	3.784	3.700	37	76	3-103795-8
		<div><div>3</div></div>	3.684	3.600	36	74	3-103795-7
		<div><div>3</div></div>	3.584	3.500	35	72	3-103795-6
		<div><div>3</div></div>	3.484	3.400	34	70	3-103795-5
		<div><div>3</div></div>	3.284	3.300	33	68	3-103795-4
		<div><div>3</div></div>	3.284	3.200	32	66	3-103795-3
		<div><div>3</div></div>	3.184	3.100	31	64	3-103795-2
		<div><div>3</div></div>	3.084	3.000	30	62	3-103795-1
		<div><div>3</div></div>	2.984	2.900	29	60	3-103795-0
		<div><div>3</div></div>	2.884	2.800	28	58	2-103795-9
		<div><div>3</div></div>	2.784	2.700	27	56	2-103795-8
		<div><div>3</div></div>	2.684	2.600	26	54	2-103795-7
		<div><div>3</div></div>	2.584	2.500	25	52	2-103795-6
		<div><div>3</div></div>	2.484	2.400	24	50	2-103795-5
		<div><div>3</div></div>	2.384	2.300	23	48	2-103795-4
		<div><div>3</div></div>	2.284	2.200	22	46	2-103795-3
		<div><div>3</div></div>	2.184	2.100	21	44	2-103795-2
		<div><div>3</div></div>	2.084	2.000	20	42	2-103795-1
		<div><div>3</div></div>	1.984	1.900	19	40	2-103795-0
		<div><div>3</div></div>	1.884	1.800	18	38	1-103795-9
<div><div>9</div></div> SUPERSEDED		<div><div>3</div></div>	1.784	1.700	17	36	1-103795-8
<div><div>9</div><div>OBSOLETE</div></div>		<div><div>3</div></div>	1.684	1.600	16	34	1-103795-7
		<div><div>3</div></div>	1.584	1.500	15	32	1-103795-6
		<div><div>3</div></div>	1.484	1.400	14	30	1-103795-5
		<div><div>3</div></div>	1.384	1.300	13	28	1-103795-4
		<div><div>3</div></div>	1.284	1.200	12	26	1-103795-3
<div><div>9</div></div> OBSOLETE		<div><div>3</div></div>	1.184	1.100	11	24	1-103795-2
<div><div>9</div></div> OBSOLETE		<div><div>3</div></div>	1.084	1.000	10	22	1-103795-1
<div><div>9</div></div> OBSOLETE		<div><div>3</div></div>	.984	.900	9	20	1-103795-0
<div><div>9</div><div>SUPERSEDED</div></div>		<div><div>3</div></div>	.884	.800	8	18	103795-9
		<div><div>3</div></div>	.784	.700	7	16	103795-8
		<div><div>3</div></div>	.684	.600	6	14	103795-7
		<div><div>3</div></div>	.584	.500	5	12	103795-6
		<div><div>3</div></div>	.484	.400	4	10	103795-5
<div><div>9</div><div>OBSOLETE</div></div>		<div><div>3</div></div>	.384	.300	3	8	103795-4
		<div><div>3</div></div>	.284	.200	2	6	103795-3
		<div><div>3</div></div>	.184	.100	1	4	103795-2
		<div><div>3</div></div>	.084	—	—	2	103795-1
	REMARKS	PLATING	C	B	A	NO OF POS	ASSEMBLY PART NUMBER

103795

B

THIS DRAWING IS A CONTROLLED DOCUMENT.

DIMENSIONS:
INCHES



MATERIAL

-

TOLERANCES UNLESS OTHERWISE SPECIFIED:

0 PLC ± -

1 PLC ± -

2 PLC ± -

3 PLC ± .005

4 PLC ± -

ANGLES ± -

FINISH

SEE TABLE

DWN
L. D. RINGLEY
CHK
J. GESFORD
APVD
J. GESFORD
PRODUCT SPEC

30JUL85
27AUG03
27AUG03

APPLICATION SPEC
—

WEIGHT
—

CUSTOMER DRAWING

TE Connectivity

ASSEMBLY, MOD II, HEADER,
BREAKAWAY, DOUBLE ROW, RIGHT
ANGLE, .100X.100 C/L, WITH .025 SQ. POSTS

SIZE
A2

CAGE CODE
00779

DRAWING NO
C=103795

RESTRICTED TO
—

SCALE
1:1

SHEET
2 of 2

REV
M

Mouser Electronics

Authorized Distributor

Click to View Pricing, Inventory, Delivery & Lifecycle Information:

[TE Connectivity:](#)

[103795-9](#)