

POWER DISCRETES
Description

Quick reference data

$$V_R = 200 - 1000V$$

$$I_F = 5.0A$$

$$t_{rr} = 2\mu S$$

$$V_F = 1.0V$$

Features

- ◆ Low reverse leakage current
- ◆ Hermetically sealed in fused metal oxide
- ◆ Good thermal shock resistance
- ◆ Low forward voltage drop
- ◆ Avalanche capability

These products are qualified to MIL-PRF-19500/420. They can be supplied fully released as JAN, JANTX, and JANTXV versions.

Absolute Maximum Ratings

Electrical specifications @ $T_A = 25^\circ C$ unless otherwise specified.

	Symbol	1N5550US	1N5551US	1N5552US	1N5553US	1N5554US	Units
Working Reverse Voltage	V_{RWM}	200	400	600	800	1000	V
Average Forward Current @ 55 °C in free air, lead length 0.375"	$I_{F(AV)}$	5.0					A
Repetitive Surge Current @ 55 °C in free air, lead length 0.375"	I_{FRM}	25					A
Non-Repetitive Surge Current ($t_p = 8.3mS @ V_R \& T_{JMAX}$) ($t_p = 8.3mS, @ V_R \& 25^\circ C$)	I_{FSM}	100 150					A
Storage Temperature Range	T_{STG}	-65 to +175					°C

POWER DISCRETES

Electrical Specifications

	Symbol	1N5550US	1N5551US	1N5552US	1N5553US	1N5554US	Units
Average Forward Current (sine wave) - max. $T_A = 55^\circ\text{C}$ - max. $L = 3/8"$; $T_L = 55^\circ\text{C}$	$I_{F(AV)}$ $I_{F(AV)}$			3.0 5.0			A
Pt for fusing ($t = 8.3\text{mS}$) max	Pt			42			A ² S
Forward Voltage Drop max. @ $I_F = 3.0\text{A}$, $T_j = 25^\circ\text{C}$	V_F			1.0			V
Reverse Current max. @ V_{RWM} , $T_j = 25^\circ\text{C}$ @ V_{RWM} , $T_j = 125^\circ\text{C}$	I_R I_R			1.0 60			μA
Reverse Recovery Time max. 0.5A I_F to 1.0A I_{RM} recovers to 0.25A $I_{RM(REC)}$	trr			2.0			μS
Junction Capacitance typ. @ $V_R = 5\text{V}$, $f = 1\text{MHz}$	Cj			92			pF

Thermal Characteristics

	Symbol	1N5550US	1N5551US	1N5552US	1N5553US	1N5554US	Units
$R_{\theta JEC}$	$R_{\theta JEC}$ at $L = 0$ inch			6.5			C/W

Typical Characteristics

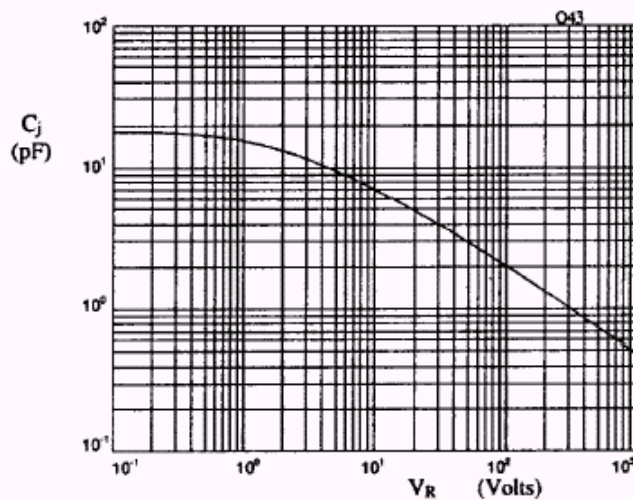


Fig 1. Typical junction capacitance as a function of reverse voltage.

POWER DISCRETES

Typical Characteristics

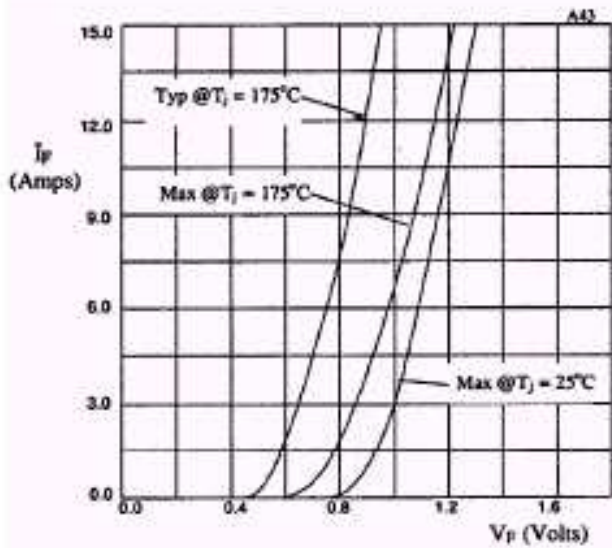


Fig 2. Forward voltage drop as a function of forward current

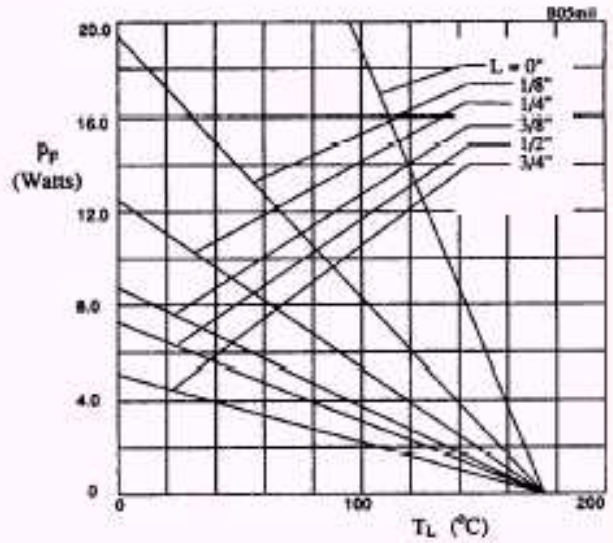


Fig 3. Maximum power versus lead temperature

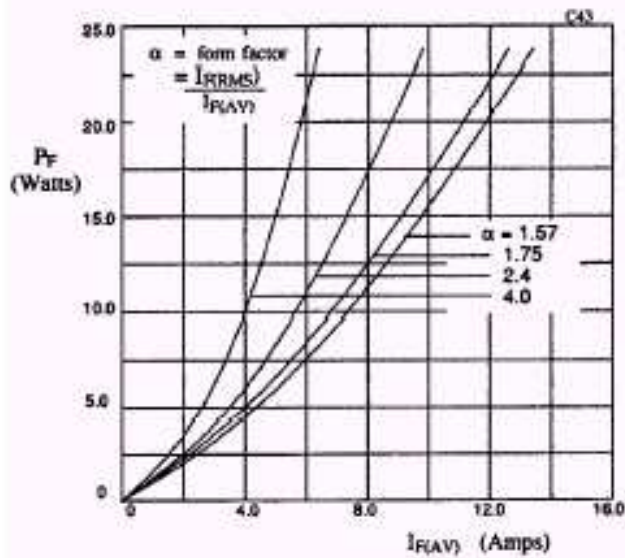


Fig 4. Forward power dissipation as a function of forward current, for sinusoidal operation.

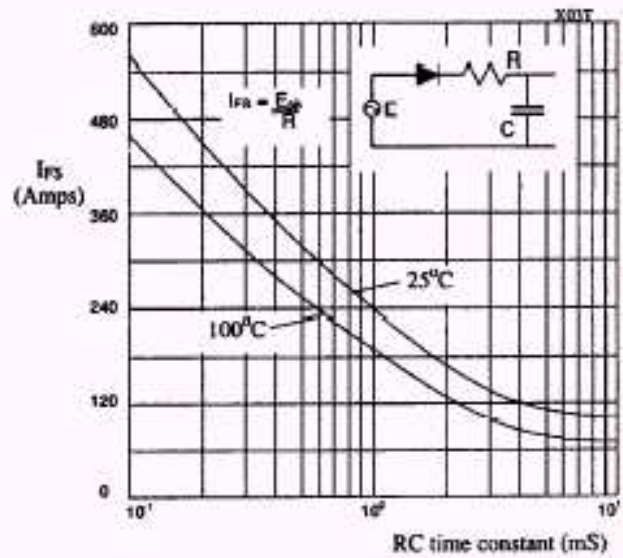


Fig 5. Maximum ratings for capacitive loads.

POWER DISCRETES

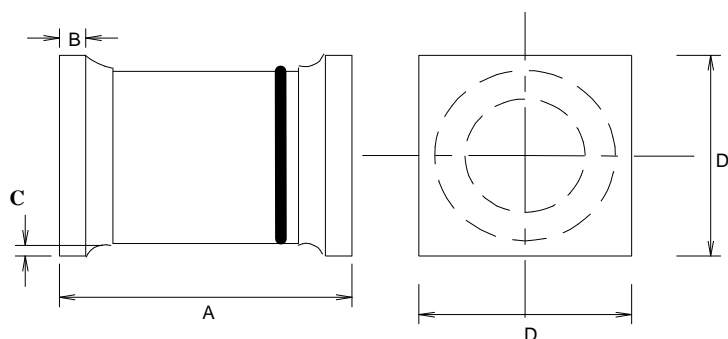
Ordering Information

Part Number	Description
1N5550US 1N5551US 1N5552US 1N5553US 1N5554US	Surface Mount hermetically sealed ⁽¹⁾

Note:

(1) Available in bulk and tape and reel packaging. Please consult factory for quantities.

Outline Drawing



Dimensions					
DIM ^N	Inches		Millimeters		Note
	MIN	MAX	MIN	MAX	
A	0.2	0.275	5.08	6.99	-
B	0.019	0.034	0.48	0.86	-
C	0.003		0.08		-
D	0.137	0.186	3.48	4.72	-

Contact Information

Semtech Corporation
 Power Discretes Products Division
 200 Flynn Road, Camarillo, CA 93012
 Phone: (805)498-2111 FAX (805)498-3804

Mouser Electronics

Authorized Distributor

Click to View Pricing, Inventory, Delivery & Lifecycle Information:

[Semtech:](#)

[1N5554US](#) [1N5551US](#) [1N5553US](#) [JANTXV1N5550US](#) [JANTXV1N5554US](#) [JANTXV1N5552US](#)
[JANTXV1N5551US](#)