

PIDG TERMINALS & SPLICES

Quick Reference Guide

FEATURES AND BENEFITS

- Made of high conductivity copper; tin-plated for optimal corrosion protection
- Copper sleeve for vibration resistance and improved wire insulation support
- Body has inner serrations for maximum electrical contact and tensile strength
- Insulation sleeves are color-coded by wire size to the corresponding TE Connectivity (TE) tooling for easy identification and termination
- Readily available at distributors in small packages or bulk quantities
- UL/CSA listed and Mil-Spec approved
- Operating temperature 105°C; operating voltage 300V

300V

Operating Voltage

105°

Max Operating
Temperature (in C)

MIL

MIL-SPEC Approval


PRODUCT APPLICATIONS

- Instruments/Control
- Lighting
- Power Supplies
- Panel Boxes
- Transportation
- Lifting equipment
- Motors
- Aerospace
- Appliances



WHAT'S INSIDE

TE Connectivity's PIDG terminals are designed for uniform reliability in the harshest circuit environments, especially where high vibration and wire movement are factors. They consist of a nylon or PVC insulated body, plus a metal sleeve that crimps to the wire insulation for added support. The wire barrel design is vibration resistant, and supports the wire to bend in any direction without damaging the wire insulation or conductor. Millions of PIDG terminals and splices are still in the field many years after installation; a testament to the rigorous testing and research that went into their design and manufacturing. Many PIDG terminals meet or exceed the requirements of SAE AS7928, Type II, Class 1 and 2.



MATERIAL

Insulation: Nylon, UL 94V-2
Terminal Body: Copper per ASTM B-152

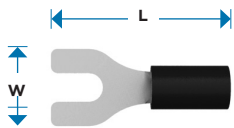
Plating: Tin per ASTM B-545
Metallic Sleeve: Copper per ASTM B-152

Ring Tongue Terminals

													Manual Hand Tools			Die Sets for Powered Tools (See Note 1 for Powered Tool Options)				
Wire Size		Studsize		Standard Part Number	Width (W)		Length (L)		Color	Max. Wire Insulation Dia.		Also available in ⁸		Re-remarks	Certi-Crimp Hand Tool UL Apv ^d	Mil-Spec Certified Hand Tool	Pro-Crimper (SDE) Hand Tool	SDE Die Set (Premium) UL Apv ^d	SDE Die Set (Commercial)	
AWG	mm ²	U.S.	mm		inch	mm	inch	mm		inch	mm	Tape & Reel	Small Pack							
26 - 24	0,12 - 0,24	2	M2	54310-1	.203	5,16	.739	18,77	●	.105	2,67			0,6	46121					
		4	M2.5	52189	.203	5,16	.736	18,69	●	.105	2,67			0,6	46121					
		6	M3.5	53073	.250	6,35	.792	20,12	●	.105	2,67			0,6	46121					
		8	M4	54311-1	.281	7,14	.814	20,68	●	.105	2,67			0,6	46121					
		10		54312-1	.312	7,92	.868	22,05	●	.105	2,67	✓		0,6	46121					
26 - 22	0,12 - 0,41	0		321013	.140	3,56	.525	13,34	●	.082	2,08				46121					
		2	M2	323912	.140	3,56	.525	13,34	●	.082	2,08	✓	✓		46121					
		2	M2	329951	.140	3,56	.615	15,62	●	.082	2,08				46121					
		4	M2.5	323914	.203	5,16	.646	16,41	●	.082	2,08	✓	✓	6	46121					
		6	M3.5	326875	.250	6,35	.740	18,80	●	.082	2,08	✓	✓	6	46121					
		6	M3.5	323915	.203	5,16	.646	16,41	●	.082	2,08	✓	✓		46121					
		8	M4	323916	.250	6,35	.740	18,80	●	.082	2,08	✓	✓	6	46121					
24 - 20	0,16 - 0,65	2	M2	329636	.106	4,06	.589	14,96	○	.100	2,54				47907-1					
		4	M2.5	323985	.281	7,14	.774	19,66	○	.100	2,54				47907-1					
		6	M3.5	323986	.281	7,14	.774	19,66	○	.100	2,54	✓			47907-1					
		8	M4	323989	.312	7,92	.821	20,85	○	.100	2,54	✓			47907-1					
		10		323990	.312	7,92	.821	20,85	○	.100	2,54	✓			47907-1					
22 - 16	0,26 - 1,65	2	M2	328657	.218	5,54	.672	17,07	●	.125	3,18	✓	✓		47386	59250	58433-3	2063030-1	58423-1	
		4	M2.5	320553	.218	5,54	.672	17,07	●	.125	3,18	✓	✓	6	47386	59250	58433-3	2063030-1	58423-1	
		4	M2.5	31880	.218	5,54	.672	17,07	●	.140	3,65	✓	✓	6	47386	59250	58433-3	2063030-1	58423-1	
		4	M2.5	323758	.250	6,35	.844	21,44	●	.125	3,18	✓			47386	59250	58433-3	2063030-1	58423-1	
		4	M2.5	330648	.250	6,35	.844	21,44	●	.140	3,56	✓			47386	59250	58433-3	2063030-1	58423-1	
		6	M3.5	51863	.250	6,35	.782	19,86	●	.125	3,18	✓	✓		47386	59250	58433-3	2063030-1	58423-1	
		6	M3.5	36151	.281	7,14	.797	20,24	●	.125	3,18	✓	✓		47386	59250	58433-3	2063030-1	58423-1	
		6	M3.5	36152	.281	7,14	.797	20,24	●	.140	3,56	✓	✓		47386	59250	58433-3	2063030-1	58423-1	
		6	M3.5	36149	.218	5,54	.672	17,07	●	.125	3,18	✓	✓	6	47386	59250	58433-3	2063030-1	58423-1	
		6	M3.5	36150	.218	5,54	.672	17,07	●	.140	3,56	✓	✓	6	47386	59250	58433-3	2063030-1	58423-1	
		8	M4	320554	.281	7,14	.797	20,24	●	.125	3,18	✓	✓		47386	59250	58433-3	2063030-1	58423-1	
		8	M4	31886	.281	7,14	.797	20,24	●	.140	3,56	✓	✓		47386	59250	58433-3	2063030-1	58423-1	
		8	M4	320551	.312	7,92	.844	21,44	●	.125	3,18	✓		6	47386	59250	58433-3	2063030-1	58423-1	
		8	M4	31890	.312	7,92	.844	21,44	●	.140	3,56	✓	✓	6	47386	59250	58433-3	2063030-1	58423-1	
		10		320552	.281	7,14	.797	20,24	●	.125	3,18	✓			47386	59250	58433-3	2063030-1	58423-1	
		10		31887	.281	7,14	.797	20,24	●	.140	3,56	✓	✓		47386	59250	58433-3	2063030-1	58423-1	
		10		36154	.312	7,92	.844	21,44	●	.125	3,18	✓	✓	6	47386	59250	58433-3	2063030-1	58423-1	
		10		36153	.312	7,92	.844	21,44	●	.140	3,56	✓	✓	6	47386	59250	58433-3	2063030-1	58423-1	
					M5	130008	.312	7,92	.850	21,60	●	.140	3,56	✓	✓		47386	59250	58433-3	2063030-1
			1/4	M6	320571	.469	11,91	1.078	27,38	●	.125	3,18	✓	✓	6	47386	59250	58433-3	2063030-1	58423-1
			1/4	M6	31894	.469	11,91	1.078	27,38	●	.140	3,56	✓	✓	6	47386	59250	58433-3	2063030-1	58423-1
				M6	130046	.469	11,91	1.083	27,50	●	.140	3,56		✓		47386	59250	58433-3	2063030-1	58423-1
			5/16	M8	320572	.469	11,91	1.078	27,38	●	.125	3,18	✓		6	47386	59250	58433-3	2063030-1	58423-1
			5/16	M8	31895	.469	11,91	1.078	27,38	●	.140	3,56	✓	✓	6	47386	59250	58433-3	2063030-1	58423-1
			3/8		320573	.531	13,49	1.218	30,94	●	.125	3,18	✓		6	47386	59250	58433-3	2063030-1	58423-1
			3/8		31897	.531	13,49	1.218	30,94	●	.140	3,56	✓	✓	6	47380	59250	58433-3	2063030-1	58423-1
			1/2	M12	328975	.713	18,11	1.293	32,84	●	.125	3,18		✓	6	47380	59250	58433-3	2063030-1	58423-1

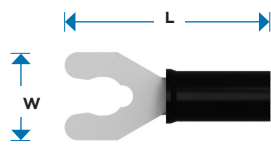
Ring Tongue Terminals (continued)

														Manual Hand Tools			Die Sets for Powered Tools (See Note 1 for Powered Tool Options)		
Wire Size		Studsize		Standard Part Number	Width (W)		Length (L)		Color	Max. Wire Insulation Dia.		Also available in ^a		Re- marks	Certi- Crimp Hand Tool UL Apvd	Mil-Spec Certified Hand Tool	Pro- Crimper (SDE) Hand Tool	SDE Die Set (Premium) UL Apvd	SDE Die Set (Commercial)
AWG	mm ²	U.S.	mm		inch	mm	inch	mm		inch	mm	Tape & Reel	Small Pack						
16-14	1,04-2,62	2	M2	324993	.180	4,57	.668	16,97	●	.170	4,32	✓	✓		47387	59250	58433-3	2063030-1	58423-1
		4	M2.5	324159	.250	6,35	.703	17,86	●	.150	3,81	✓			47387	59250	58433-3	2063030-1	58423-1
		4	M2.5	328996	.250	6,35	.703	17,86	●	.170	4,32				47387	59250	58433-3	2063030-1	58423-1
		6	M3.5	320561	.250	6,35	.703	17,86	●	.150	3,81	✓			47387	59250	58433-3	2063030-1	58423-1
		6	M3.5	320619	.250	6,35	.703	17,86	●	.170	4,32				47387	59250	58433-3	2063030-1	58423-1
		6	M3.5	326882	.312	7,92	.813	20,65	●	.170	4,32	✓	✓		47387	59250	58433-3	2063030-1	58423-1
		6	M3.5	51864	.312	7,92	.844	21,44	●	.150	3,81	✓	✓	6	47387	59250	58433-3	2063030-1	58423-1
		8	M4	51864-1	.312	7,92	.844	21,44	●	.150	3,81	✓	✓	6	47387	59250	58433-3	2063030-1	58423-1
		8	M4	320560	.343	8,71	.859	21,82	●	.150	3,81	✓	✓		47387	59250	58433-3	2063030-1	58423-1
		8	M4	320565	.343	8,71	.859	21,82	●	.170	4,32	✓	✓		47387	59250	58433-3	2063030-1	58423-1
		10		320574	.343	8,71	.859	21,82	●	.150	3,81	✓	✓		47387	59250	58433-3	2063030-1	58423-1
		10		36160	.343	8,71	.859	21,82	●	.170	4,32	✓	✓		47387	59250	58433-3	2063030-1	58423-1
			M5	130090	.343	8,71	.864	21,94	●	.150	3,80	✓			47387	59250	58433-3	2063030-1	58423-1
			M5	130094	.343	8,71	.864	21,94	●	.170	4,30	✓	✓		47387	59250	58433-3	2063030-1	58423-1
		1/4	M6	320563	.469	11,91	1.078	27,38	●	.150	3,81	✓	✓	6	47387	59250	58433-3	2063030-1	58423-1
		1/4	M6	321045	.469	11,91	1.078	27,38	●	.170	4,32	✓	✓		47387	59250	58433-3	2063030-1	58423-1
		5/16	M8	320575	.469	11,91	1.078	27,38	●	.150	3,81	✓		6	47387	59250	58433-3	2063030-1	58423-1
		5/16	M8	328998	.469	11,91	1.078	27,38	●	.170	4,32	✓	✓		47387	59250	58433-3	2063030-1	58423-1
		3/8		320564	.531	13,49	1.218	30,94	●	.150	3,81	✓	✓	6	47387	59250	58433-3	2063030-1	58423-1
		3/8		328999	.531	13,49	1.218	30,94	●	.170	4,32	✓	✓		47387	59250	58433-3	2063030-1	58423-1
		1/2	M12	328976	.713	18,11	1.293	32,84	●	.150	3,81			6	47387	59250	58433-3	2063030-1	58423-1
		1/2	M12	328849	.713	18,11	1.293	32,84	●	.170	4,32				47387	59250	58433-3	2063030-1	58423-1
12-10	2,62-6,64	4	M2.5	35148	.281	7,14	.953	24,21	●	.250	6,35	✓	✓			59239-4	58433-3	2063030-1	58423-1
		6	M3.5	320634	.281	7,14	.953	24,21	●	.230	5,84	✓				59239-4	58433-3	2063030-1	58423-1
		6	M3.5	35149	.281	7,14	.953	24,21	●	.250	6,35	✓	✓			59239-4	58433-3	2063030-1	58423-1
		6	M3.5	320567	.375	9,53	1.083	27,51	●	.230	5,84	✓		6		59239-4	58433-3	2063030-1	58423-1
		6	M3.5	35107	.375	9,53	1.083	27,51	●	.250	6,35	✓	✓	6		59239-4	58433-3	2063030-1	58423-1
		8	M4	35787	.312	7,92	1.031	26,19	●	.230	5,84	✓				59239-4	58433-3	2063030-1	58423-1
		8	M4	324915	.312	7,92	1.052	26,72	●	.230	5,84					59239-4	58433-3	2063030-1	58423-1
		8	M4	320568	.375	9,53	1.083	27,51	●	.230	5,84	✓		6		59239-4	58433-3	2063030-1	58423-1
		8	M4	35108	.375	9,53	1.083	27,51	●	.250	6,35	✓	✓	6		59239-4	58433-3	2063030-1	58423-1
		10		324918	.312	7,92	1.052	26,72	●	.230	5,84	✓	✓			59239-4	58433-3	2063030-1	58423-1
		10		32883	.343	8,71	1.046	26,57	●	.230	5,84	✓				59239-4	58433-3	2063030-1	58423-1
			M5	130171	.375	9,53	1.090	27,68	●	.250	6,35	✓				59239-4	58433-3	2063030-1	58423-1
		10		36161	.375	9,53	1.083	27,51	●	.230	5,84	✓	✓	6		59239-4	58433-3	2063030-1	58423-1
		10		35109	.375	9,53	1.083	27,51	●	.250	6,35	✓	✓	6		59239-4	58433-3	2063030-1	58423-1
		1/4	M6	320569	.531	13,49	1.322	33,58	●	.230	5,84			6		59239-4	58433-3	2063030-1	58423-1
		1/4	M6	35110	.531	13,49	1.322	33,58	●	.250	6,35	✓	✓	6		59239-4	58433-3	2063030-1	58423-1
		5/16	M8	320576	.531	13,49	1.322	33,58	●	.230	5,84	✓				59239-4	58433-3	2063030-1	58423-1
		5/16	M8	35111	.531	13,49	1.322	33,58	●	.250	6,35	✓	✓	6		59239-4	58433-3	2063030-1	58423-1
		5/16	M8	160298	.500	12,70	1.188	30,18	●	.250	6,35	✓				59239-4	58433-3	2063030-1	58423-1
		3/8		320577	.593	15,06	1.414	35,92	●	.230	5,84	✓		6		59239-4	58433-3	2063030-1	58423-1
		3/8		35112	.593	15,06	1.414	35,92	●	.250	6,35		✓	6		59239-4	58433-3	2063030-1	58423-1
		1/2	M12	323784	.750	19,05	1.594	40,49	●	.230	5,84					59239-4	58433-3	2063030-1	58423-1
		1/2	M12	35151	.750	19,05	1.594	40,49	●	.250	6,35		✓			59239-4	58433-3	2063030-1	58423-1
		3/4		324615	1.25	31,75	2.219	56,36	●	.230	5,84					59239-4	58433-3	2063030-1	58423-1



Spades: Standard Spade

															Manual Hand Tools			Die Sets for Powered Tools (See Note 1 for Powered Tool Options)	
Wire Size		Studsize		Standard Part Number	Width (W)		Length (L)		Color	Max. Wire Insulation Dia.		Also available in ⁹		Re-remarks	Certi-Crimp Hand Tool UL Apv'd	Mil-Spec Certified Hand Tool	Pro-Crimper (SDE) Hand Tool	SDE Die Set (Premium) UL Apv'd	SDE Die Set (Commercial)
AWG	mm ²	U.S.	mm		inch	mm	inch	mm		inch	mm	Tape & Reel	Small Pack						
26-22	0,10-0,41	0		322001	.125	3,18	.476	12,09	Yellow	.082	2,08				46121				
		4	M2.5	321035	.203	5,16	.627	15,93	Yellow	.082	2,08				46121				
22-16	0,26-1,65	2	M2	328394	.182	4,62	.727	18,47	Red	.140	3,56		✓		47386	59250	58433-3	2063030-1	58423-1
		4	M2.5	327717	.218	5,54	.674	17,12	Red	.125	3,18	✓	✓		47386	59250	58433-3	2063030-1	58423-1
		5	M3	34541	.297	7,54	.846	21,49	Red	.140	3,56	✓	✓		47386	59250	58433-3	2063030-1	58423-1
		6	M3.5	34080	.297	7,54	.753	19,13	Red	.125	3,18	✓	✓		47386	59250	58433-3	2063030-1	58423-1
		6	M3.5	326861	.297	7,54	.753	19,13	Red	.140	3,56	✓	✓		47386	59250	58433-3	2063030-1	58423-1
		8	M4	32050	.375	9,53	.908	23,06	Red	.125	3,18				47386	59250	58433-3	2063030-1	58423-1
		8	M4	32053	.375	9,53	.908	23,06	Red	.140	3,56	✓	✓		47386	59250	58433-3	2063030-1	58423-1
		10		32051	.375	9,53	.908	23,06	Red	.125	3,18	✓			47386	59250	58433-3	2063030-1	58423-1
16-14	1,04-2,62	4	M2.5	130527	.250	6,35	.813	20,65	Blue	.170	4,32				47387	59250	58433-3	2063030-1	58423-1
		6	M3.5	32058	.375	9,35	.908	23,06	Blue	.170	4,32				47387	59250	58433-3	2063030-1	58423-1
		6	M3.5	35559	.297	7,54	.753	19,13	Blue	.170	4,32	✓	✓		47387	59250	58433-3	2063030-1	58423-1
		8	M4	32056	.385	9,78	.908	23,06	Blue	.150	3,81	✓	✓		47387	59250	58433-3	2063030-1	58423-1
		8	M4	32059	.385	9,78	.908	23,06	Blue	.170	4,32		✓		47387	59250	58433-3	2063030-1	58423-1
		10		32057	.385	9,78	.908	23,06	Blue	.150	3,81				47387	59250	58433-3	2063030-1	58423-1
		10		32060	.385	9,78	.908	23,06	Blue	.170	4,32		✓		47387	59250	58433-3	2063030-1	58423-1
		12	M6	130537	.475	12,07	1.103	28,01	Blue	.170	4,32		✓		47387	59250	58433-3	2063030-1	58423-1
12-10	2,62-6,64	6	M3.5	322985	.290	7,37	.954	24,23	Blue	.230	5,84	✓			47387	59250	58433-3	2063030-1	58423-1
		6	M3.5	326859	.312	7,92	1.095	27,81	Yellow	.230	5,84	✓				59239-4	58433-3	2063030-1	58423-1
		8	M4	32588	.406	10,31	1.095	27,81	Yellow	.230	5,84	✓	✓			59239-4	58433-3	2063030-1	58423-1
		8	M4	35152	.406	10,31	1.095	27,81	Yellow	.250	6,35	✓	✓			59239-4	58433-3	2063030-1	58423-1
		10		32589	.406	10,31	1.095	27,81	Yellow	.230	5,84	✓	✓			59239-4	58433-3	2063030-1	58423-1
12	M6	130625	0.531	13,50	1.299	33,00	Yellow	0.252	6,40		✓			59239-4	58433-3	2063030-1	58423-1		



Long Spring Spade

															Manual Hand Tools			Die Sets for Powered Tools (See Note 1 for Powered Tool Options)	
Wire Size		Studsize		Standard Part Number	Width (W)		Length (L)		Color	Max. Wire Insulation Dia.		Also available in ⁹		Re-remarks	Certi-Crimp Hand Tool UL Apv'd	Mil-Spec Certified Hand Tool	Pro-Crimper (SDE) Hand Tool	SDE Die Set (Premium) UL Apv'd	SDE Die Set (Commercial)
AWG	mm ²	U.S.	mm		inch	mm	inch	mm		inch	mm	Tape & Reel	Small Pack						
22-16	0,26-1,65	6	M3.5	52409	.250	6,35	.276	7,01	Blue	.125	3,18	✓	✓	1	47386	59250	58433-3	2063030-1	58423-1
		8	M4	52410	.281	7,14	.290	7,37	Blue	.125	3,18	✓	✓	1	47386	59250	58433-3	2063030-1	58423-1
		10		52411	.343	8,71	.303	7,70	Blue	.125	3,18	✓	✓	1	47386	59250	58433-3	2063030-1	58423-1
16-14	1,04-2,62	6	M3.5	52420-1	.250	6,35	.933	23,70	Red	.170	4,32	✓	✓	1	47387	59250	58433-3	2063030-1	58423-1
		8	M4	52421-1	.281	7,14	.979	24,87	Red	.170	4,32	✓	✓	1	47387	59250	58433-3	2063030-1	58423-1
		10		52422-1	.343	8,71	1.005	25,53	Red	.170	4,32	✓		1	47387	59250	58433-3	2063030-1	58423-1
12-10	2,62-6,64	8	M4	52431-1	.375	9,53	1.174	29,82	Yellow	.250	6,35	✓		1		59239-4	58433-3	2063030-1	58423-1
		10		52432-1	.375	9,53	1.219	30,96	Yellow	.250	6,35	✓		1		59239-4	58433-3	2063030-1	58423-1



Short Spring Spade

										Manual Hand Tools				Die Sets for Powered Tools (See Note 1 for Powered Tool Options)					
Wire Size		Studsize		Standard Part Number	Width (W)		Length (L)		Color	Max. Wire Insulation Dia.		Also available in ⁸		Re-remarks	Certi-Crimp Hand Tool UL Apv'd	Mil-Spec Certified Hand Tool	Pro-Crimper (SDE) Hand Tool	SDE Die Set (Premium) UL Apv'd	SDE Die Set (Commercial)
AWG	mm ²	U.S.	mm		inch	mm	inch	mm		inch	mm	Tape & Reel	Small Pack						
26-22	0,12-0,40	6	M3.5	52924	.250	6,35	.679	17,25	●	.082	2,08	✓	✓	1	46121				
22-16	0,26-1,65	4	M2.5	52927	.203	5,16	.799	20,29	●	.125	3,18	✓	✓	1	47386	59250	58433-3	2063030-1	58423-1
		5	M3	52928	.250	6,35	.799	20,29	●	.125	3,18	✓	✓	1	47386	59250	58433-3	2063030-1	58423-1
		6	M3.5	52929	.250	6,35	.799	20,29	●	.125	3,18	✓	✓	1	47386	59250	58433-3	2063030-1	58423-1
		8	M4	52930	.375	9,53	.860	21,84	●	.125	3,18	✓	✓	1	47386	59250	58433-3	2063030-1	58423-1
		10		52931	.406	10,31	.908	23,06	●	.125	3,18	✓	✓	1	47386	59250	58433-3	2063030-1	58423-1
		12	M6	52933	.625	18,88	1.033	26,24	●	.125	3,18		✓	1	47387	59250	58433-3	2063030-1	58423-1
16-14	1,04-2,62	5	M3	52934	.250	6,35	.799	20,29	●	.170	4,32	✓	✓	1	47387	59250	58433-3	2063030-1	58423-1
		6	M3.5	52935	.250	6,35	.799	20,29	●	.170	4,32	✓	✓	1	47387	59250	58433-3	2063030-1	58423-1
		8	M4	52936	.375	9,53	.860	21,84	●	.170	4,32	✓	✓	1	47387	59250	58433-3	2063030-1	58423-1
		10		52937	.406	10,31	.908	23,06	●	.170	4,32	✓	✓	1	47387	59250	58433-3	2063030-1	58423-1
		12	M6	52939	.625	15,88	1.033	26,24	●	.170	4,32			1		59239-4	58433-3	2063030-1	58423-1
12-10	2,62-6,64	5	M3	52940	.250	6,35	.959	24,36	●	.250	6,35	✓	✓	1		59239-4	58433-3	2063030-1	58423-1
		6	M3.5	52941	.250	6,35	.959	24,36	●	.250	6,35	✓	✓	1		59239-4	58433-3	2063030-1	58423-1
		8	M4	52942	.375	9,53	1.052	26,72	●	.250	6,35	✓	✓	1		59239-4	58433-3	2063030-1	58423-1
		10		52943	.406	10,31	1.100	27,94	●	.250	6,35	✓	✓	1		59239-4	58433-3	2063030-1	58423-1
		12	M6	52945	.625	15,88	1.225	31,12	●	.250	6,35		✓	1		59239-4	58433-3	2063030-1	58423-1




Butt Splices

										Manual Hand Tools				Die Sets for Powered Tools (See Note 1 for Powered Tool Options)					
Wire Size		Tab Thickness		Standard Part Number	Width (W)		Length (L)		Color	Max. Wire Insulation Dia.		Also available in ⁸		Re-remarks	Certi-Crimp Hand Tool UL Apv'd	Mil-Spec Certified Hand Tool	Pro-Crimper (SDE) Hand Tool	SDE Die Set (Premium) UL Apv'd	SDE Die Set (Commercial)
AWG	mm ²	U.S.	mm		inch	mm	inch	mm		inch	mm	Tape & Reel	Small Pack						
26-24	0,12-0,24	n.a.		323994	n.a.	.890	22,61	●	.082	2,08		✓		6	46121				
26-22	0,12-0,41	n.a.		2-323994-2	n.a.	.890	22,61	●	.082	2,08		✓	✓		46121				
24-20	0,16-0,65	n.a.		323975	n.a.	1.035	26,29	○	.100	2,54		✓		6	47907-1				
22-16	0,26-1,65	n.a.		320559	n.a.	1.265	32,13	●	.125	3,18		✓	✓	6	47386	59250	58433-3	2063030-1	58423-1
16-14	1,04-2,62	n.a.		320562	n.a.	1.265	32,13	●	.150	3,81		✓	✓	6	47387	59250	58433-3	2063030-1	58423-1
12-10	2,62-6,64	n.a.		320570	n.a.	1.656	42,06	●	.220	5,59		✓	✓	6		59239-4	58433-3	2063030-1	58423-1

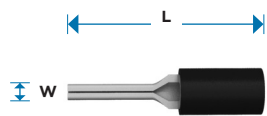
Stepdown Butt Splice

16-14 to 22-18	1,04-2,62 to 0,26-0,96	n.a.		327583	n.a.	1.265	32,13	●	.150/.115	3,81/2,92			✓	5	47387	59250	58433-3	2063030-1	58423-1
12-10 to 22-18	2,62-6,64 to 0,26-0,96	n.a.		327639	n.a.	1.656	42,06	●	.220/.140	5,59/3,56				5		59239-4	58433-3	2063030-1	58423-1
12-10 to 16-14	2,62-6,64 to 1,04-2,62	n.a.		327638	n.a.	1.656	42,06	●	.220/.170	5,59/4,32				5		59239-4	58433-3	2063030-1	58423-1



Knife Disconnects

														Manual Hand Tools			Die Sets for Powered Tools (See Note 1 for Powered Tool Options)		
Wire Size		Tab Thickness		Standard Part Number	Width (W)		Length (L)		Color	Max. Wire Insulation Dia.		Also available in ⁸		Re-remarks	Certi-Crimp Hand Tool UL Apvd	Mil-Spec Certified Hand Tool	Pro-Crimper (SDE) Hand Tool	SDE Die Set (Premium) UL Apvd	SDE Die Set (Commercial)
AWG	mm ²	U.S.	mm		inch	mm	inch	mm		inch	mm	Tape & Reel	Small Pack						
22-16	0,26-1,65	n.a.	n.a.	320555	.203	5,16	.878	22,3	●	.125	3,18		✓		47386	59250	58433-3	2063030-1	58423-1
		n.a.	n.a.	32446	.203	5,16	.878	22,3	●	.140	3,56	✓	✓		47386	59250	58433-3	2063030-1	58423-1
16-14	1,04-2,62	n.a.	n.a.	32448	.203	5,16	.878	22,3	●	.170	4,32		✓		47387	59250	58433-3	2063030-1	58423-1
12-10	2,62-6,64	n.a.	n.a.	35762	.281	7,14	1.260	32	●	.250	6,35		✓			59239-4	58433-3	2063030-1	58423-1



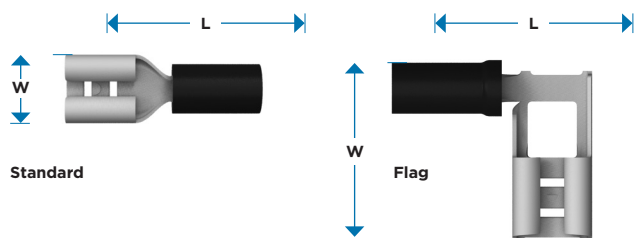
Wire Pins (formed)

26-22	0,12-0,41	n.a.	n.a.	165514-1	.045	1,14	.716	18,20	●	.83	2,11		✓		47386		58433-3	2063030-1	58423-1
22-16	0,26-1,65	n.a.	n.a.	165142	.071	1,80	.795	20,20	●	.142	3,60		✓		47386	59250	58433-3	2063030-1	58423-1
				165168	.071	1,80	.913	23,20	●	.142	3,60		✓		47386	59250	58433-3	2063030-1	58423-1
16-14	1,04-2,62	n.a.	n.a.	165046	.071	1,80	.800	20,30	●	.170	4,30		✓		47387	59250	58433-3	2063030-1	58423-1
				165172	.071	1,80	.929	23,60	●	.170	4,30		✓		47387	59250	58433-3	2063030-1	58423-1
12-10	2,62-6,64	n.a.	n.a.	165049	.102	2,60	1.146	29,10	●	.248	6,30		✓			59239-4	58433-3	2063030-1	58423-1
				160404-2	.138	3,50	1.319	33,50	●	.248	6,30		✓	3		59239-4	58433-3	2063030-1	58423-1



Wire Pins (flat)

22-16	0,26-1,65	n.a.	n.a.	131331	.116	2,95	.905	23,00	●	.142	3,60		✓	2	47386	59250	58433-3	2063030-1	58423-1
16-14	1,04-2,62	n.a.	n.a.	131330	.115	2,92	.891	22,63	●	.170	4,30		✓	2	47387	59250	58433-3	2063030-1	58423-1
12-10	2,62-6,64	n.a.	n.a.	131332	1.614	4,10	1.150	29,20	●	.252	6,40					59239-4	58433-3	2063030-1	58423-1



FASTON Receptacle (.250/6.35)

															Manual Hand Tools			Die Sets for Powered Tools (See Note 1 for Powered Tool Options)	
Wire Size		Tab Thickness		Standard Part Number	Width (W)		Length (L)		Color	Max. Wire Insulation Dia.		Also available in ⁹		Re- marks	Certi- Crimp Hand Tool UL Apvd	Mil-Spec Certified Hand Tool	Pro- Crimper (SDE) Hand Tool	SDE Die Set (Premium) UL Apvd	SDE Die Set (Commercial)
AWG	mm ²	U.S.	mm		inch	mm	inch	mm		inch	mm	Tape & Reel	Small Pack						
22-18	0,26-0,96	.032	0,81	640903-1	.300	7,62	.900	22,86	●	.140	3,56	✓	✓				58433-3	2063030-1	58423-1
22-16	0,30-1,50	.032	0,81	9-160583-2	.300	7,62	.874	22,20	●	.140	3,56		✓	3			58433-3	2063030-1	58423-1
16-14	1,04-2,62	.032	0,81	640905-1	.300	7,62	.900	22,86	●	.170	4,32	✓	✓				58433-3	2063030-1	58423-1
		.032	0,81	9-160313-2	.300	7,62	.913	23,20	●	.170	4,32	✓	✓	3			58433-3	2063030-1	58423-1
12-10	2,62-6,64	.032	0,81	640907-1	.300	7,62	1.012	25,70	●	.250	6,35	✓	✓				58433-3	2063030-1	58423-1
11-10	4,00-6,00	.031	0,80	160314-2	.300	7,62	1.015	26,00	●	.250	6,35		✓	3					

FASTON Flag Receptacle (.250/6.35)

22-18	0,30-1,00	.032	0,81	156667-1	.610	15,49	.760	19,30	●	.140	3,56		✓	3,4			58433-3	2063030-1	58423-1
17-15	1,20-2,00	.032	0,81	156666-1	.610	15,49	.760	19,30	●	.170	4,32		✓	3			58433-3	2063030-1	58423-1

FASTON Receptacle (.205/5.00)

22-18	0,26-0,96	.020	0,51	640909-1	.250	6,35	.800	20,32	●	.140	3,56	✓	✓				58433-3	2063030-1	58423-1
		.032	0,81	640911-1	.250	6,35	.800	20,32	●	.140	3,56	✓	✓				58433-3	2063030-1	58423-1
16-14	1,04-2,62	.020	0,51	640913-1	.250	6,35	.800	20,32	●	.170	4,32	✓	✓				58433-3	2063030-1	58423-1
		.032	0,81	640915-1	.250	6,35	.800	20,32	●	.170	4,32	✓	✓				58433-3	2063030-1	58423-1

FASTON Receptacle (.187/4.80)

26-24	0,12-0,24	.020	0,51	641321-1	.230	5,84	.700	17,78	●	.082	2,08	✓	✓						
22-18	0,26-0,96	.020	0,51	640917-1	.230	5,84	.800	20,32	●	.140	3,56	✓	✓				58433-3	2063030-1	58423-1
22-15	0,30-1,50	.020	0,51	9-160481-1	.226	5,74	.822	20,88	●	.140	3,56	✓	✓	3					
		.031	0,80	9-160483-1	.226	5,74	.822	20,88	●	.140	3,56	✓	✓	3					
16-14	1,04-2,62	.020	0,51	640919-1	.230	5,84	.800	20,32	●	.170	4,32	✓	✓				58433-3	2063030-1	58423-1
		.020	0,50	9-160477-2	.230	5,84	.862	21,90	●	.170	4,30	✓	✓	3					
		.031	0,80	9-160479-2	.226	5,74	.862	21,90	●	.170	4,30	✓	✓	3					

FASTON Receptacle (.110/2.80)

22-18	0,26-0,96	.020	0,51	61060-1	.148	3,76	.734	18,64	○	.110	2,79	✓	✓						
		.032	0,81	60894-1	.148	3,76	.734	18,64	○	.110	2,79	✓	✓						
22-16	0,30-1,50	.031	0,80	165566-1	.146	3,70	.780	19,80	●	.138	3,50		✓	3					
		.020	0,50	165565-1	.146	3,70	.780	19,80	●	.138	3,50	✓	✓	3					
16-14	1,50-2,50	.020	0,51	165616-2	.146	3,70	.780	19,80	●	.170	4,30	✓	✓	3					
		.010	0,25	165617-2	.146	3,70	.780	19,80	●	.170	4,30	✓	✓	3					



FASTON (.110/2.80) Low insertion force terminal

														Manual Hand Tools			Die Sets for Powered Tools (See Note 1 for Powered Tool Options)		
Wire Size		Tab Thickness		Standard Part Number	Width (W)		Length (L)		Color	Max. Wire Insulation Dia.		Also available in ⁹		Re- marks	Certi- Crimp Hand Tool UL Apvd	Mil-Spec Certified Hand Tool	Pro- Crimper (SDE) Hand Tool	SDE Die Set (Premium) UL Apvd	SDE Die Set (Commercial)
AWG	mm ²	U.S.	mm		inch	mm	inch	mm		inch	mm	Tape & Reel	Small Pack						
26-24	0,12-0,24	.020	0,51	641324-1	.160	4,06	.700	17,78	Yellow	.082	2,08	✓							
22-18	0,26-0,96	.016	0,41	640921-1	.160	4,06	.800	20,32	Red	.140	3,56	✓				58433-3	2063030-1	58423-1	
		.020	0,51	640923-1	.160	4,06	.800	20,32	Red	.140	3,56	✓	✓			58433-3	2063030-1	58423-1	
		.032	0,81	640925-1	.160	4,06	.800	20,32	Red	.140	3,56	✓	✓			58433-3	2063030-1	58423-1	
16-14	1,04-2,62	.020	0,51	640929-1	.160	4,06	.800	20,32	Blue	.170	4,32	✓	✓			58433-3	2063030-1	58423-1	
		.032	0,81	640931-1	.160	4,06	.800	20,32	Blue	.170	4,30	✓	✓			58433-3	2063030-1	58423-1	




Tab Terminal

20-18	0,50-1,00	.031	0,80	140896-2	.250	6,35	.925	23,50	Red	.130	3,30		✓	3	90035-3				
16-14	1,30-2,60	.031	0,80	140971-2	.250	6,35	.925	23,50	Blue	.157	4,00		✓	3	90009-8				
11-10	4,00-6,00	.031	0,80	141085-2	.250	6,35	1.102	28,00	Yellow	.224	5,70		✓	3	90276-2				



TAB (.250 splice for receptacle)

22-10	0,26-6,00	.032	0,81	1-321235-0	.409	10,39	2.625	66,68	○	n.a									
				1-321235-1	.409	10,39	2.625	66,68	○	n.a									
				321235	.409	10,39	2.093	53,16	○	n.a									

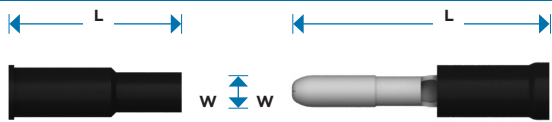


Piggy Back Terminal

22-16	0,26-1,65	.032	0,81	160834-2	.250	6,35	.927	23,55	Red	.140	3,56		✓	3	47386-4				
16-14	1,00-2,50	.032	0,81	9-160463-2	.250	6,35	.922	23,45	Blue	.170	4,32		✓	3	47387-7				

TE Connectivity

PIDG Terminals & Splices



SHUR-PLUG Terminals

													Manual Hand Tools			Die Sets for Powered Tools (See Note 1 for Powered Tool Options)			
Wire Size		Tab Thickness		Standard Part Number	Width (W)		Length (L)		Color	Max. Wire Insulation Dia.		Also available in ⁹		Re- marks	Certi- Crimp Hand Tool UL Apvd	Mil-Spec Certified Hand Tool	Pro- Crimper (SDE) Hand Tool	SDE Die Set (Premium) UL Apvd	SDE Die Set (Commercial)
AWG	mm ²	U.S.	mm		inch	mm	inch	mm		inch	mm	Tape & Reel	Small Pack						
22-16	0,25-1,60	n.a.		165590-1	.156	3,96	.894	22,70	Blue	.138	3,50		✓						
20-15	0,50-1,50	n.a.		141462-1	.118	3,00	.945	24,00	Red	.134	3,40		✓						
		n.a.		141456-1	.118	3,00	.984	25,00	Red	.130	3,30		✓						
20-16	0,50-1,60	n.a.		165399-1	.156	3,96	.902	22,90	Blue	.114	2,90		✓						
16-14	1,04-2,62	n.a.		324225	.156	3,96	.790	20,07	Blue	.170	4,32	✓	✓	47387-7		58433-3	2063030-1	58423-1	
16-14	1,04-2,62	n.a.		165429-1	.156	3,96	.972	24,70	Blue	.157	4,00		✓						
n.a.	n.a.	n.a.		36840	.156	3,96	1.795	45,59	Red	n.a.	n.a.		✓	7					

REMARKS

- 0 Must be crimped with 22-18 or 22-16 PIDG (red) tooling
- 1 Body Springs Spade : Phosphor Bronze per ASTM B-139
- 2 Body : Copper also according DIN 1787 and EN 1676
- 3 Body : Brass according ASTM B 36
- 4 Sleeve : Nickel Plating per SAE AMS QQ-N-290
- 5 Adapter inserts can be ordered separately for use in specific standard PIDG Butt Splices
- 6 Mill Specified
- 7 Body : Brass according MIL-C-50

For all remarks and additional information see Customer Drawing on www.te.com

NOTE 1

The die sets listed above can be used with the following powered tools:

- 1.75 Ton Battery Tools 2217480-1 (110V) or 2217480-2 (220V)
- AT-300 Electric Crimping Machine 539630-2 (115V/230V) with SDE Adapter 1673663-2
- 626 Pneumatic Tool System with Pro-Crimper Adapter 679304-1
- AT-SC MK II Pneumatic Safety Crimping Machine 1-528050-0 with SDE Die Holder 2-528051-8

NOTE 2

Most 22-16, 16-14, and 12-10 AWG PIDG terminals and splices can be crimped using TETRA-CRIMP Hand Crimping Tool 59824-1 (UL approved)

FREQUENTLY ASKED QUESTIONS TOOLING

Can wires be combined in PIDG terminals & splices?

Yes, they can as long total CMA (Circular Mil Area) and insulation diameter fall within specification.

Are PIDG terminals MIL specified?

Yes, most of them meet or exceed MIL-T-7928, Type II, class 1 & 2.

What to choose if you need higher temperature?

Use TE STRATO-THERM terminals (catalog 82011).

Why can PIDG terminals just handle 300V and PLASTI-GRIP terminals 600 V?

Because the additional copper sleeve is close to the end of the sleeve (see picture).

What is the advantage of this copper sleeve?

It provides circumferential insulation support to the wire and allows the wire to bend in any direction, without fraying the wire's insulation or breaking the conductor.

Why is there no crimpheight given for PIDG terminals?

It is the geometry of the TE crimping tools which ensures the perfect crimp on PIDG terminals.



TOOLING



58433-3 - Pro-Crimper
Commercial Hand Tool

1. The conical sleeve serves for easier conductor insertion.
2. The nylon insulating sleeve offers high dielectric strength. The colour coding corresponds to the wire size.
3. Grooves inside the wire sleeve ensure high tensile strength and current transfer.
4. The copper sleeve provides optimal insulation support.

<http://tooling.te.com>

<http://www.te.com/products/industrial-terminals-splices>

For questions about our motor connectivity solutions, please go to te.com, or contact us at:

USA: +1 800 522 6752
Canada: +1 800 522 6752
Mexico: +51 1 319 7900
Brazil: +55 11 3404 6000
China: +86 400 820 6015
Japan: +81 44 844 8052
UK: +44 800 267 666
France: +33 1 3420 86 86
Germany: +49 6 151 607 1999
Italy: +39 011 401 2632

te.com

PIDG, FASTON, STRATO-THERM, Certi-Crimp, TETRA-CRIMP, Pro-Crimper, SHUR-PLUG, TE, TE Connectivity (logo) are trademarks. All other logos, products and/or company names referred to herein might be trademarks of their respective owners.

The information given herein, including drawings, illustrations and schematics which are intended for illustration purposes only, is believed to be reliable. However, TE Connectivity makes no warranties as to its accuracy or completeness and disclaims any liability in connection with its use. TE Connectivity's obligations shall only be as set forth in TE Connectivity's Standard Terms and Conditions of Sale for this product and in no case will TE Connectivity be liable for any incidental, indirect or consequential damages arising out of the sale, resale, use or misuse of the product. Users of TE Connectivity products should make their own evaluation to determine the suitability of each such product for the specific application.

© 2017 TE Connectivity All Rights Reserved.

1-1773934-5 09/17 JG

Contact us

Customer Service:
1-800-468-2023

Technical Support:
1-800-522-6752

www.te.com

Mouser Electronics

Authorized Distributor

Click to View Pricing, Inventory, Delivery & Lifecycle Information:

[TE Connectivity:](#)

[165168](#)