

■ Features :

- Universal AC input / Full range
- Low leakage current <0.5mA
- Protections: Short circuit / Overload / Over voltage / Over temperature
- Cooling by free air convection
- 100% full load burn-in test
- Fixed switching frequency at 100KHz
- Low cost
- High reliability
- 2 years warranty

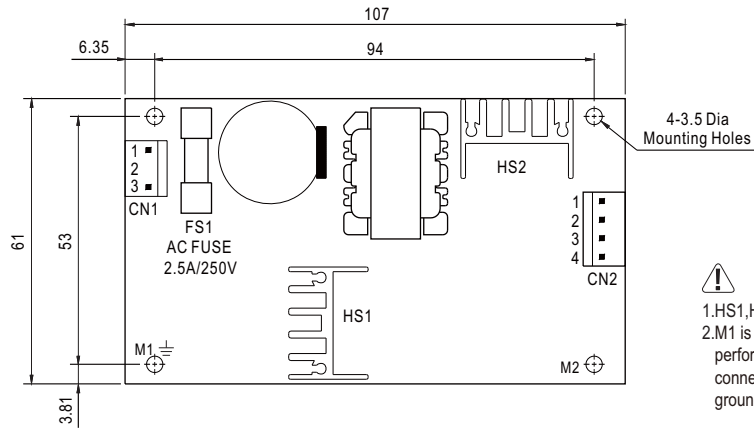


SPECIFICATION


MODEL	PS-25-3.3	PS-25-5	PS-25-7.5	PS-25-12	PS-25-13.5	PS-25-15	PS-25-24	PS-25-27	PS-25-48	
OUTPUT	DC VOLTAGE	3.3V	5V	7.5V	12V	13.5V	15V	24V	27V	48V
	RATED CURRENT	5A	5A	3.3A	2.1A	1.9A	1.7A	1A	0.9A	0.5A
	CURRENT RANGE	0 ~ 5A	0 ~ 5A	0 ~ 3.3A	0 ~ 2.1A	0 ~ 1.9A	0 ~ 1.7A	0 ~ 1A	0 ~ 0.9A	0 ~ 0.5A
	RATED POWER	16.5W	25W	24.75W	25.2W	25.65W	25.5W	24W	24.3W	24W
	RIPPLE & NOISE (max.) Note.2	80mVp-p	80mVp-p	80mVp-p	100mVp-p	100mVp-p	100mVp-p	240mVp-p	240mVp-p	350mVp-p
	VOLTAGE TOLERANCE Note.3	±3.0%	±2.0%	±2.0%	±2.0%	±2.0%	±2.0%	±2.0%	±2.0%	±2.0%
	LINE REGULATION	±0.5%	±0.5%	±0.5%	±0.3%	±0.3%	±0.3%	±0.2%	±0.2%	±0.2%
	LOAD REGULATION	±2.5%	±2.0%	±2.0%	±1.0%	±1.0%	±1.0%	±0.5%	±0.5%	±0.5%
	SETUP, RISE TIME	200ms, 20ms/230VAC      200ms, 30ms/115VAC at full load								
HOLD UP TIME (Typ.)	100ms/230VAC      20ms/115VAC at full load									
INPUT	VOLTAGE RANGE	85 ~ 264VAC      120 ~ 370VDC								
	FREQUENCY RANGE	47 ~ 63Hz								
	EFFICIENCY(Typ.)	66%	74%	76%	78%	78%	78%	79%	79%	79%
	AC CURRENT (Typ.)	0.6A/115VAC      0.4A/230VAC								
	INRUSH CURRENT (Typ.)	COLD START 36A								
LEAKAGE CURRENT	<0.5mA / 240VAC									
PROTECTION	OVERLOAD	Above 105% rated output power Protection type : Hiccup mode, recovers automatically after fault condition is removed								
	OVER VOLTAGE	3.8 ~ 4.46V	5.75 ~ 6.75V	8.6 ~ 10.1V	13.8 ~ 16.2V	15.5 ~ 18.2V	17.3 ~ 20.3V	27.6 ~ 32.4V	31 ~ 36.5V	55.2 ~ 64.8V
	OVER TEMPERATURE	Shut down o/p voltage, re-power on to recover								
ENVIRONMENT	WORKING TEMP.	-10 ~ +60°C (Refer to "Derating Curve")								
	WORKING HUMIDITY	20 ~ 90% RH non-condensing								
	STORAGE TEMP., HUMIDITY	-20 ~ +85°C, 10 ~ 95% RH								
	TEMP. COEFFICIENT	±0.03%/°C (0 ~ 50°C)								
VIBRATION	10 ~ 500Hz, 2G 10min./1cycle, period for 60min.each along X, Y, Z axes									
SAFETY & EMC (Note 4)	SAFETY STANDARDS	UL60950-1, TUV EN60950-1 approved								
	WITHSTAND VOLTAGE	I/P-O/P:3KVAC    I/P-FG:2KVAC    O/P-FG:0.5KVAC								
	ISOLATION RESISTANCE	I/P-O/P, I/P-FG, O/P-FG:100M Ohms / 500VDC / 25°C / 70% RH								
	EMC EMISSION	Compliance to EN55032 (CISPR32) Class B, EN61000-3-2,-3								
EMC IMMUNITY	Compliance to EN61000-4-2,3,4,5, light industry level, criteria A									
OTHERS	MTBF	576.4Khrs min.    MIL-HDBK-217F (25°C)								
	DIMENSION	107*61*28mm (L*W*H)								
	PACKING	0.14Kg; 96pcs/15Kg/1.3CUFT								
NOTE	<p>1. All parameters NOT specially mentioned are measured at 230VAC input, rated load and 25°C of ambient temperature.</p> <p>2. Ripple &amp; noise are measured at 20MHz of bandwidth by using a 12" twisted pair-wire terminated with a 0.1uf &amp; 47uf parallel capacitor.</p> <p>3. Tolerance : includes set up tolerance, line regulation and load regulation.</p> <p>4. The power supply is considered a component which will be installed into a final equipment. All the EMC tests are been executed by mounting the unit on a 360mm*360mm metal plate with 1mm of thickness. The final equipment must be re-confirmed that it still meets EMC directives. For guidance on how to perform these EMC tests, please refer to "EMI testing of component power supplies." (as available on <a href="http://www.meanwell.com">http://www.meanwell.com</a>)</p> <p>5. Heat Sink HS1,HS2 can not be shorted.</p>									

■ Mechanical Specification

Unit:mm



- ⚠
- 1.HS1,HS2 cannot be shorted.
  - 2.M1 is safety ground. For better EMC performance,Please secure an electrical connection between M1,M2 and chassis grounding.



AC Input Connector (CN1) : Molex 41791-03 or equivalent

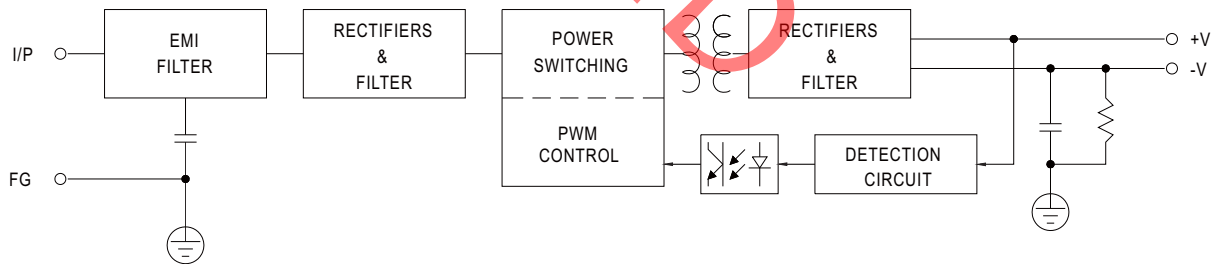
Pin No.	Assignment	Mating Housing	Terminal
1	AC/L	Molex 2139 or equivalent	Molex 2478 or equivalent
2	No Pin		
3	AC/N		

DC Output Connector (CN2) : Molex 41791-04 or equivalent

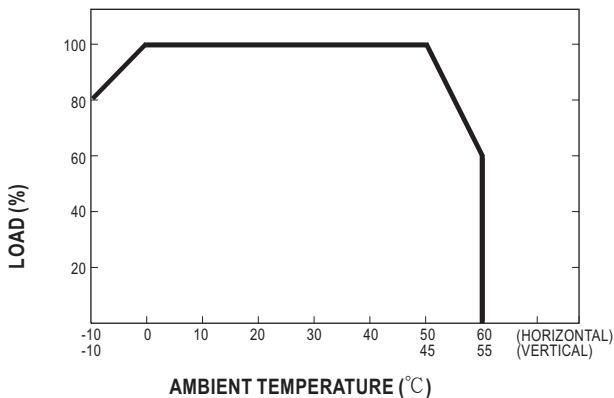
Pin No.	Assignment	Mating Housing	Terminal
1,2	+V	Molex 2139 or equivalent	Molex 2478 or equivalent
3,4	-V		

⏏ : Grounding Required

■ Block Diagram



■ Derating Curve



■ Static Characteristics (24V)

