THIS DRAWING IS UNPUBLISHED. RELEASED FOR PUBLICATION 20
© COPYRIGHT 20 BY TYCO ELECTRONICS CORPORATION. ALL RIGHTS RESERVED.

PART NUMBER	REV	FIRST USED	POWER UNIT	FEED TYPE	DESCRIPTION
1852435-1	A	122500-1	LEADMAKER	POST FEED	CUTS CARRIER
1852435-2	A	565435-5	BENCH MODEL K	PRE FEED	CUTS CARRIER
1852435-3	A	354500-1	BENCH MODEL G	PRE FEED	CUTS CARRIER
1852435-6	A	122500-1	LEADMAKER	POST FEED	CONTINUOUS CARRIER
7-1852435-7	A	-	-	-	SPARE PARTS

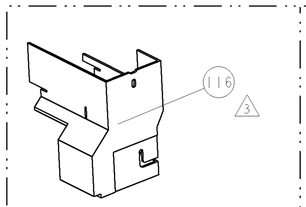

AMP-O-LECTRIC TERM GUARD

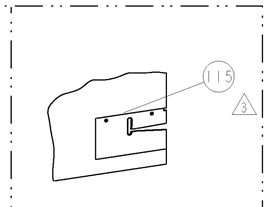

G TERMINATOR GUARD

TERMINAL NAME: FLAT BLADE, SERIES 2176

TYCO PN	MOLEX PN	MOLEX TERMINAL - MOLEX CRIMP SPECS		
1949291	05-06-0301			
-	-	PAD LTR	CRIMP HEIGHT	WIRE SIZE
-	-	A	.057±.001[1.45±0.03mm]	16AWG
-	-	B	.051±.001[1.30±0.03mm]	18AWG
-	-	C	.049±.001[1.24±0.03mm]	20AWG
-	-	D	.047±.001[1.19±0.03mm]	22AWG
-	-	CRIMP	SIZE / TYPE	RANGE
-	-	WIRE	.080 [2.03mm] F	22-16 AWG
-	-	INSUL	.140 [3.56mm] F	Ø.140 MAX
WIRE STRIP LENGTH .140 -.187	TERM APPL SPEC NONE	FEED .592	APPLICATOR INSTRUCTIONS 408-8040	SET UP GAGE 458637-1

LOC	DIST
A	66

REVISIONS

P	LTR	DESCRIPTION	DATE	DWN	APVD
	A	RELEASED	27MAR2007	RK	GB

1 RECOMMENDED SPARE PARTS

2 GREASE LIGHTLY

3 GUARD MUST BE IN PLACE WHEN OPERATING APPLICATOR IN A BENCH MACHINE

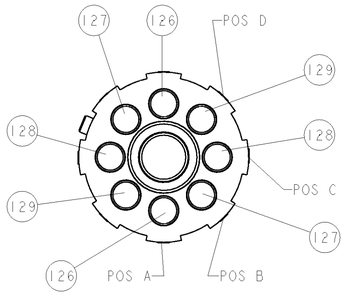

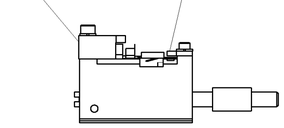

FEED TRACK POSITION

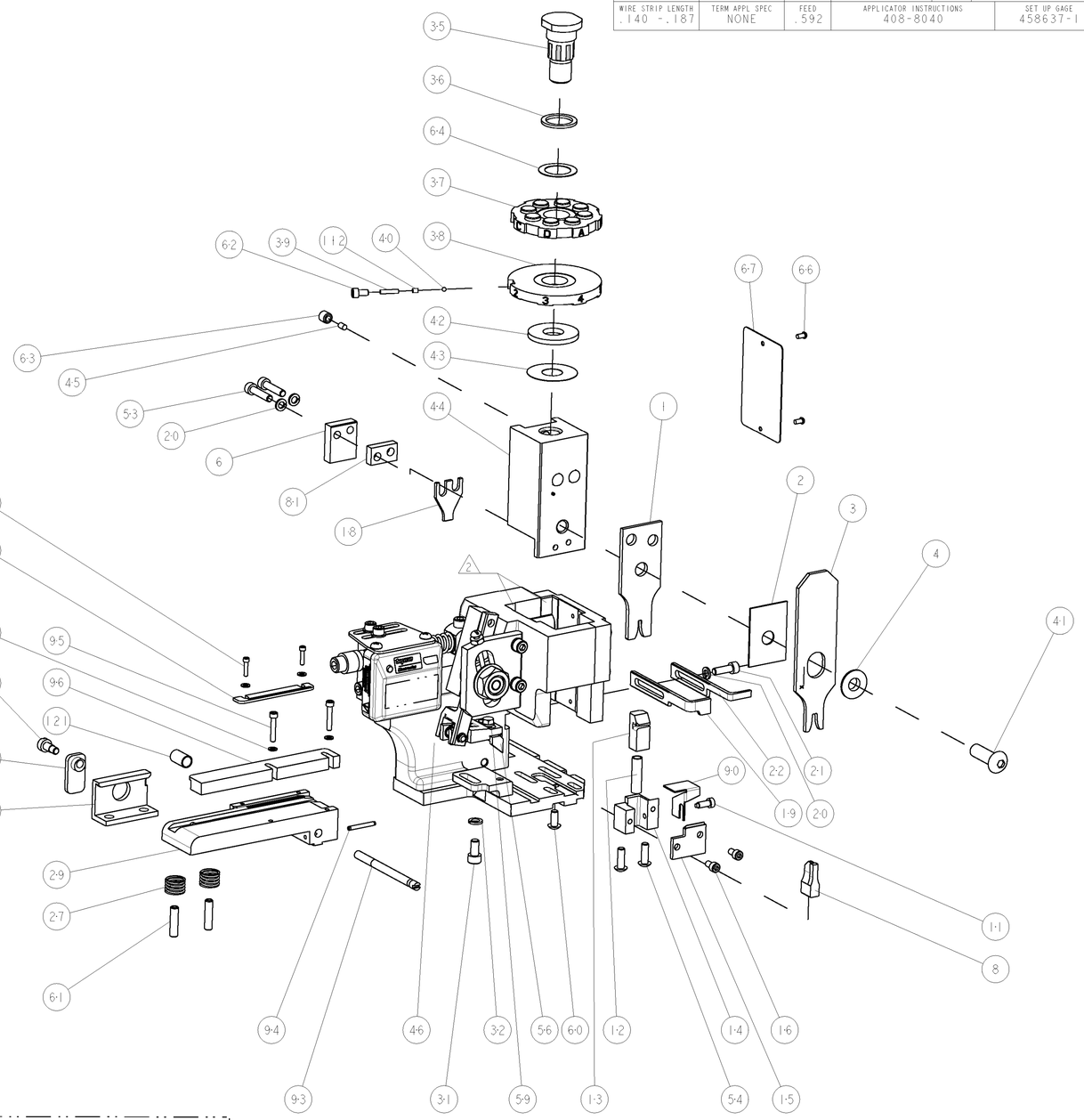

	-77	-6	-3	-2	-1	U/M	PART NO	DESCRIPTION	ITEM NO
	-	2	2	2	2	-	3-354779-5	PIN, WIRE DISC, .3165	129
	-	2	2	2	2	-	3-354779-2	PIN, WIRE DISC, .3150	128
	-	2	2	2	2	-	2-354779-8	PIN, WIRE DISC, .3130	127
	-	2	2	2	2	-	1-354779-6	PIN, WIRE DISC, .3070	126
	-	1	1	1	1	-	1-22281-8	SPRING, COMPRESSION	121
3	-	-	-	REF	-	..	455749-1	GUARD WINDOW	116
3	-	-	REF	-	-	..	679532-1	INSERT, GUARD	115
	-	1	1	1	1	-	690603-1	SPRING ASSIST AMP-O-MATOR APPLICATOR	112
	-	1	1	1	1	-	2-690487-9	GUIDE, FRONT STRIP	96
	-	2	2	2	2	-	1-21000-6	SCR, SKT HD CAP 4-40 X .625	95
	-	1	1	1	1	-	4-21028-0	PIN, SLOTTED SPRING .094 X .750	94
	-	1	1	1	1	-	690432-3	ADJUSTMENT SCREW	93
	-	1	1	1	1	-	1-21002-7	SCR, BTN SKT HD CAP 6-32 X .375	91
	-	1	1	1	1	-	691668-1	GUARD, REAR CHIP	90
	-	1	1	1	1	-	2-240641-9	SPACER	81
	-	1	1	1	1	-	4088040	SF APPL INST 408-8040	72
	-	1	1	1	1	-	217238-1	GENERAL INSTRUCTION PKG	71
	-	4	4	4	4	-	21024-2	WASHER, SPRG LOCK, REG NO 4	68
	-	1	1	1	1	-	461264-1	PLATE, IDENTIFICATION	67
	-	2	2	2	2	-	21017-2	SCREW, DRIVE	66
	-	1	1	1	1	-	986950-1	WASHER, FLAT PRECISION	64
	-	1	1	1	1	-	21009-2	SCR, SET, SELF LOCKING 1/4-20 X .250	63
	-	1	1	1	1	-	23030-1	SCR, SKT HD CAP 6-32 x .25	62
	-	2	2	2	2	-	5-21006-6	SCR, SET, CUP POINT 10-32 X .750	61
	-	1	1	1	1	-	22733-8	SCR, BHSC, SELF-LOCKING, 8-32 X .375	60
	-	1	1	1	1	-	2-22603-0	SCREW, MACH, HEX HD, 8-32 x .312	59
	-	1	1	1	1	-	694433-2	FEED PAWL	56
	-	2	2	2	2	-	2-21002-2	SCR, BTN SKT HD CAP 8-32 X .500	54
	-	2	2	2	2	-	2-21000-9	SCR, SKT HD CAP 8-32 X .750	53
	-	-	1	-	-	..	690602-6	CAM, PRE FEED, 1 5/8	49
	-	-	-	1	-	..	690602-5	CAM, PRE FEED, 1 1/8	48
	-	1	-	-	1	-	690501-4	CAM, POST FEED, 1 5/8	47
	-	1	1	1	1	-	459456-1	APPL. BASIC SUB ASSY (SIDE WISE MQCA)	46
	-	1	1	1	1	-	690191-1	PLUG,NYLON	45
	-	1	1	1	1	-	455673-1	RAM, SIDE FEED	44
	-	1	1	1	1	-	690125-1	SHIM SUB-ASSY	43
	-	1	1	1	1	-	690124-1	WASHER, RAM (.115)	42
	-	1	1	1	1	-	7-21002-9	SCR, BTN SKT HD CAP 5/16-24 X 1.00	41
	-	1	1	1	1	-	23241-6	BALL, STEEL	40
	-	1	1	1	1	-	690170-1	SPRING, COMPRESSION	39
	-	1	1	1	1	-	690142-1	DISC, INSULATION	38
	-	1	1	1	1	-	354777-1	WIRE DISC, ASSEMBLY	37
	-	1	1	1	1	-	22480-5	SPRING, COMPRESSION	36
	-	1	1	1	1	-	690212-1	POST, RAM	35
	-	2	2	2	2	-	1-21000-1	SCR, SKT HD CAP 2-56 X .375	33
	-	1	1	1	1	-	21024-5	WASHER, SPRG LOCK, REG NO 10	32
	-	1	1	1	1	-	3-21000-4	SCR, SKT HD CAP 10-32 X .375	31
	-	1	1	1	1	-	1-844048-1	PLATE, REAR STRIP GUIDE	29
	-	2	2	2	2	-	1-22284-0	SPRING, COMPRESSION	27
	-	1	1	1	1	-	240793-1	LEVER, DRAG RELEASE	26
	-	1	1	1	1	-	240792-1	DRAG, TERMINAL	25
	-	1	1	1	1	-	690438-1	FRONT STRIP GUIDE	24
	-	1	1	1	1	-	22353-8	SCR, SHLD, SLOT HD, 3/16 DIA	23
	-	1	-	-	1	-	690472-2	STRIPPER	22
	-	1	1	1	1	-	2-21000-7	SCR, SKT HD CAP 8-32 X .500	21
	-	4	4	4	4	-	21024-4	WASHER, SPRG LOCK, REG NO 8	20
	-	-	1	1	-	-	691353-1	STRIPPER	19
	-	1	1	1	1	-	690518-1	HOLD DOWN, TERMINAL	18
	-	2	2	2	2	-	1-21000-8	SCR, SKT HD CAP 6-32 X .250	16
1	-	1	1	1	1	-	1-690691-0	PLATE,REAR SHEAR	15
1	-	1	1	1	1	-	690462-1	SHEAR HOLDER, REAR	14
1	-	1	1	1	1	-	690463-1	FLOATING SHEAR, REAR	13
	-	1	1	1	1	-	3-22280-3	SPRING, COMPRESSION	12
	-	1	1	1	1	-	690461-1	STOP, SHEAR	11
1	1	1	1	1	1	-	2-1633109-3	ANVIL, COMBINATION .080	8
	-	1	1	1	1	-	690468-1	DEPRESSOR SHEAR, REAR	6
	-	1	1	1	1	-	238009-4	BLOCK, FL CRIMPER SPACER	4
1	1	1	1	1	1	-	3-683453-1	CRIMPER, INSULATION PREMIUM	3
	-	1	1	1	1	-	455888-7	SPACER, CRIMPER	2
1	1	1	1	1	1	-	1-456405-8	CRIMPER, WIRE PREMIUM	1

POST-FEED 1 5/8 STROKE

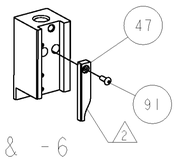

-1 & -6

PRE-FEED 1 1/8 STROKE

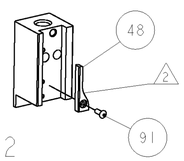

-2

PRE-FEED 1 5/8 STROKE

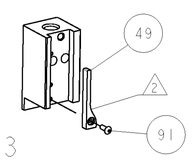

-3

THIS DRAWING IS A CONTROLLED DOCUMENT FOR TYCO ELECTRONICS CORPORATION. IT IS SUBJECT TO CHANGE AND THE CONTROLLING ENGINEERING ORGANIZATION SHOULD BE CONTACTED FOR THE LATEST REVISION.

DWN	R.KNEPPER	10MAR2007
CHK	G.BAILEY	27MAR2007
APVD	T.BENCHOFF	10MAR2007

tyco Electronics — Tyco Electronics, Harrisburg, PA 17105-3608

DIMENSIONS: INCHES

TOLERANCES UNLESS OTHERWISE SPECIFIED:
0 PLC ±
1 PLC ±0.1
2 PLC ±0.01
3 PLC ±0.001
4 PLC ±0.0001
ANGLES ±

MATERIAL - -
FINISH - -

PRODUCT SPEC -
APPLICATION SPEC -
WEIGHT -

NAME: SIDE FEED HDM APPLICATOR

SIZE	CAGE CODE	DRAWING NO	RESTRICTED TO
A1	00779	C-1852435	-

CUSTOMER DRAWING — SCALE 3:5 — SHEET 1 OF 1 — REV A

CUSTOMER VIEWABLE ASSEMBLY

AMP 4805 REV 31MAR2000

Pro/ENGINEER DRAWING

Mouser Electronics

Authorized Distributor

Click to View Pricing, Inventory, Delivery & Lifecycle Information:

TE Connectivity:

1852435-1