

PCB terminal block - MKDS 1,5/ 5-5,08 - 1715750

Please be informed that the data shown in this PDF Document is generated from our Online Catalog. Please find the complete data in the user's documentation. Our General Terms of Use for Downloads are valid (<http://phoenixcontact.com/download>)

PCB terminal block, Nominal current: 17.5 A, Nom. voltage: 400 V, Pitch: 5.08 mm, Number of positions: 5, Connection method: Screw connection with tension sleeve, Mounting: Wave soldering, Conductor/PCB connection direction: 0 °, Color: green, The article can be aligned to create different nos. of positions!



The figure shows a 10-position version of the product



Key Commercial Data

Packing unit	1 pc
Weight per Piece (excluding packing)	7.27 g
Custom tariff number	85369010
Country of origin	Germany

Technical data

Dimensions

Length	9.8 mm
Pitch	5.08 mm
Dimension a	20.32 mm
Width	27.94 mm
Constructional height	13.8 mm
Height	17.3 mm
Length of the solder pin	3.5 mm
Pin dimensions	0,9 x 0,9 mm
Hole diameter	1.3 mm

General

Range of articles	MKDS 1,5
Insulating material group	I
Rated surge voltage (III/3)	4 kV

PCB terminal block - MKDS 1,5/ 5-5,08 - 1715750

Technical data

General

Rated surge voltage (III/2)	4 kV
Rated surge voltage (II/2)	4 kV
Rated voltage (III/3)	250 V
Rated voltage (III/2)	400 V
Rated voltage (II/2)	630 V
Connection in acc. with standard	EN-VDE
Nominal current I_N	17.5 A
Nominal cross section	1.5 mm ²
Maximum load current	22 A
Insulating material	PA
Solder pin surface	Sn
Flammability rating according to UL 94	V0
Internal cylindrical gage	A1
Stripping length	7 mm
Number of positions	5
Screw thread	M3
Tightening torque, min	0.5 Nm
Tightening torque max	0.6 Nm

Connection data

Conductor cross section solid min.	0.14 mm ²
Conductor cross section solid max.	2.5 mm ²
Conductor cross section flexible min.	0.14 mm ²
Conductor cross section flexible max.	1.5 mm ²
Conductor cross section flexible, with ferrule without plastic sleeve min.	0.25 mm ²
Conductor cross section flexible, with ferrule without plastic sleeve max.	1.5 mm ²
Conductor cross section flexible, with ferrule with plastic sleeve min.	0.25 mm ²
Conductor cross section flexible, with ferrule with plastic sleeve max.	1.5 mm ²
Conductor cross section AWG min.	26
Conductor cross section AWG max.	14
2 conductors with same cross section, solid min.	0.14 mm ²
2 conductors with same cross section, solid max.	1 mm ²
2 conductors with same cross section, stranded min.	0.14 mm ²
2 conductors with same cross section, stranded max.	0.75 mm ²
2 conductors with same cross section, stranded, ferrules without plastic sleeve, min.	0.25 mm ²
2 conductors with same cross section, stranded, ferrules without plastic sleeve, max.	0.5 mm ²

PCB terminal block - MKDS 1,5/ 5-5,08 - 1715750

Technical data

Connection data

2 conductors with same cross section, stranded, TWIN ferrules with plastic sleeve, min.	0.5 mm ²
2 conductors with same cross section, stranded, TWIN ferrules with plastic sleeve, max.	1 mm ²

Standards and Regulations

Connection in acc. with standard	EN-VDE
	CSA
Flammability rating according to UL 94	V0

Classifications

eCl@ss

eCl@ss 4.0	27141109
eCl@ss 4.1	27141109
eCl@ss 5.0	27141190
eCl@ss 5.1	27141190
eCl@ss 6.0	27261101
eCl@ss 7.0	27440401
eCl@ss 8.0	27440401
eCl@ss 9.0	27440401

ETIM

ETIM 3.0	EC001121
ETIM 4.0	EC002643
ETIM 5.0	EC002643

UNSPSC

UNSPSC 6.01	30211801
UNSPSC 7.0901	39121432
UNSPSC 11	39121432
UNSPSC 12.01	39121432
UNSPSC 13.2	39121432

Approvals

Approvals

PCB terminal block - MKDS 1,5/ 5-5,08 - 1715750

Approvals


Approvals

CSA / SEV / GL / CCA / EAC / EAC / cULus Recognized / cULus Recognized

Ex Approvals

Approvals submitted

Approval details

CSA 		
	B	D
mm ² /AWG/kcmil	28-14	28-14
Nominal current I _N	10 A	10 A
Nominal voltage U _N	300 V	300 V

SEV	
mm ² /AWG/kcmil	2.5
Nominal voltage U _N	250 V

GL

CCA	
mm ² /AWG/kcmil	2.5
Nominal voltage U _N	250 V


EAC

EAC

PCB terminal block - MKDS 1,5/ 5-5,08 - 1715750

Approvals

cULus Recognized		
	B	D
mm ² /AWG/kcmil	30-14	30-14
Nominal current I _N	15 A	10 A
Nominal voltage U _N	300 V	300 V



Accessories

Accessories

Bridge

Insertion bridge - EBP 2- 5 - 1733169



Insertion bridge, fully insulated, for connectors with 5.0 or 5.08 mm pitch, no. of positions: 2

Insertion bridge - EBP 3- 5 - 1733172



Insertion bridge, fully insulated, for connectors with 5.0 or 5.08 mm pitch, no. of positions: 3

Insertion bridge - EBP 5- 5 - 1733198



Insertion bridge, fully insulated, for connectors with 5.0 or 5.08 mm pitch, no. of positions: 5

Labeled terminal marker

PCB terminal block - MKDS 1,5/ 5-5,08 - 1715750

Accessories

Marker card - SK 5,08/3,8:FORTL.ZAHLEN - 0804293



Marker card, Card, white, labeled, Horizontal: Consecutive numbers 1 - 10, 11 - 20, etc. up to 91 - (99)100, Mounting type: Adhesive, for terminal block width: 5.08 mm, Lettering field: 5.08 x 3.8 mm

Pitch spacer

Pitch spacer - RZ 1,25-MKDS 1,5 - 1702048



Pitch spacer, for adjusting the pitches between MKDS and GMKDS terminal blocks in mixed rows, 1.25 mm thick

Screwdriver tools

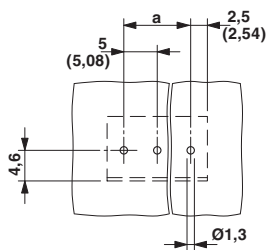
Screwdriver - SZS 0,6X3,5 - 1205053



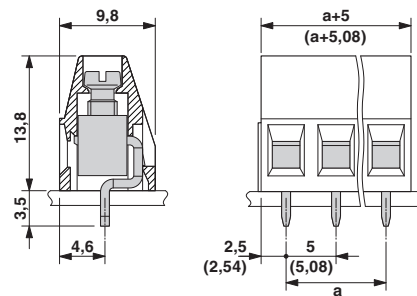
Actuation tool, for ST terminal blocks, insulated, also suitable for use as a bladed screwdriver, size: 0.6 x 3.5 x 100 mm, 2-component grip, with non-slip grip

Drawings

Drilling diagram



Dimensional drawing



Mouser Electronics

Authorized Distributor

Click to View Pricing, Inventory, Delivery & Lifecycle Information:

[Phoenix Contact:](#)

[1715750](#)