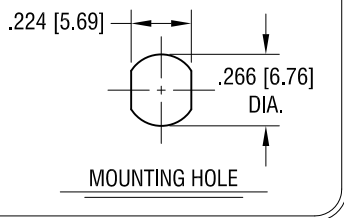
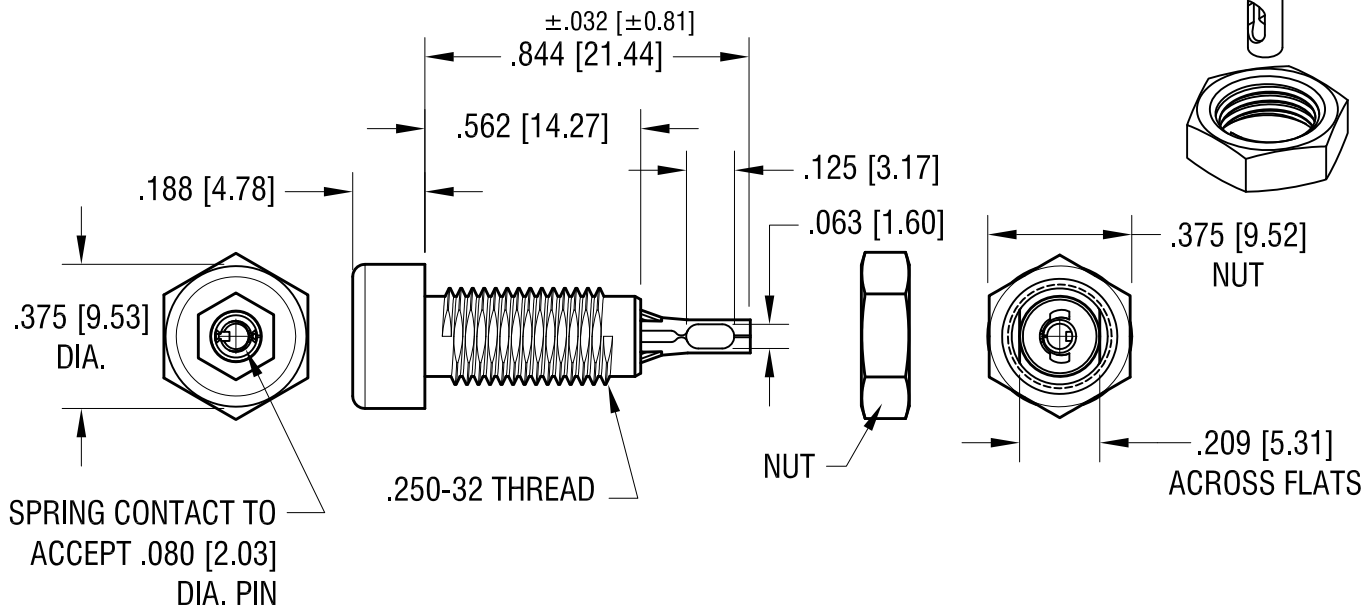



THIS DOCUMENT IS THE PROPERTY OF KEYSTONE ELECTRONICS CORP. AND SHALL NOT BE REPRODUCED, DISTRIBUTED OR USED AS A BASIS FOR MANUFACTURE WITHOUT PRIOR WRITTEN PERMISSION FROM KEYSTONE ELECTRONICS CORP.



**RATINGS:**

CURRENT: 10 AMPS  
 BREAKDOWN VOLTAGE: 5700 V RMS  
 CONTACT RESISTANCE: 0.010 OHMS MAX.  
 CONTACT-TO-PANEL C: 2 pF NOMINAL



**NOTES:**

1. CONTACT:  
 MAT'L - PHOSPHOR BRONZE,  
 TIN PLATE.  
 BODY:  
 MAT'L - NYLON 6/6 PER ASTM D4066
2. NUT: BRASS, NICKEL PLATED,  
 SUPPLIED UNASSEMBLED.

PART NO.	COLOR
6018	WHITE
6019	RED
6020	BLACK
6021	GREEN
6022	YELLOW
6023	BLUE

DATE	DESCRIPTION	REV.
4.12.12	CHANGE AS PER ECN 12-045	D
2.18.11	CHANGE AS PER ECN 11.018	C
4.23.10	CHANGE AS PER ECN 10-030	B
2.5.03	CHANGE AS PER ECN 03-010	A

**KEYSTONE ELECTRONICS CORP.**  
 www.keyelco.com • ASTORIA, N.Y. 11105-2017 • Tel (718) 956-8900

PART NAME		INSULATED TIP JACK	
MATERIAL		AS NOTED	
FINISH		DRN BY	DATE
AS NOTED		BOONE	12.10.82
		APP'D	SCALE
		LN	2X
TOLERANCES	INCH [MM]	CODE	DWG NO.
DECIMAL	± .010 [± 0.25]	C	6018-6023
ANGULAR	± 1°		
UNLESS OTHERWISE SPECIFIED			

# Mouser Electronics

Authorized Distributor

Click to View Pricing, Inventory, Delivery & Lifecycle Information:

[Keystone Electronics:](#)

[6021](#)