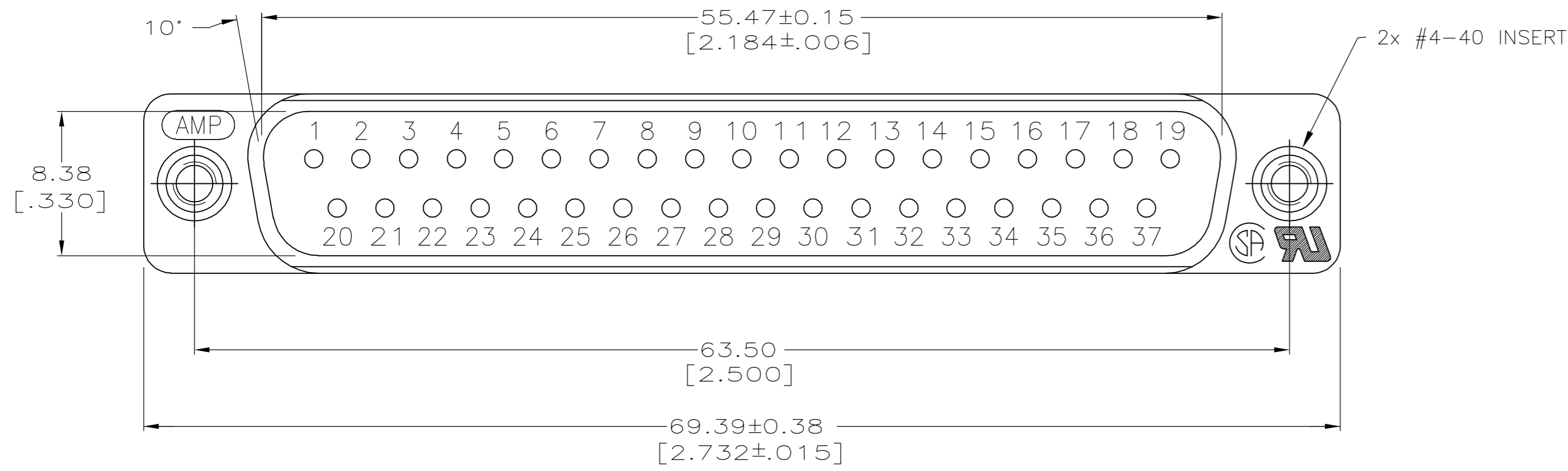
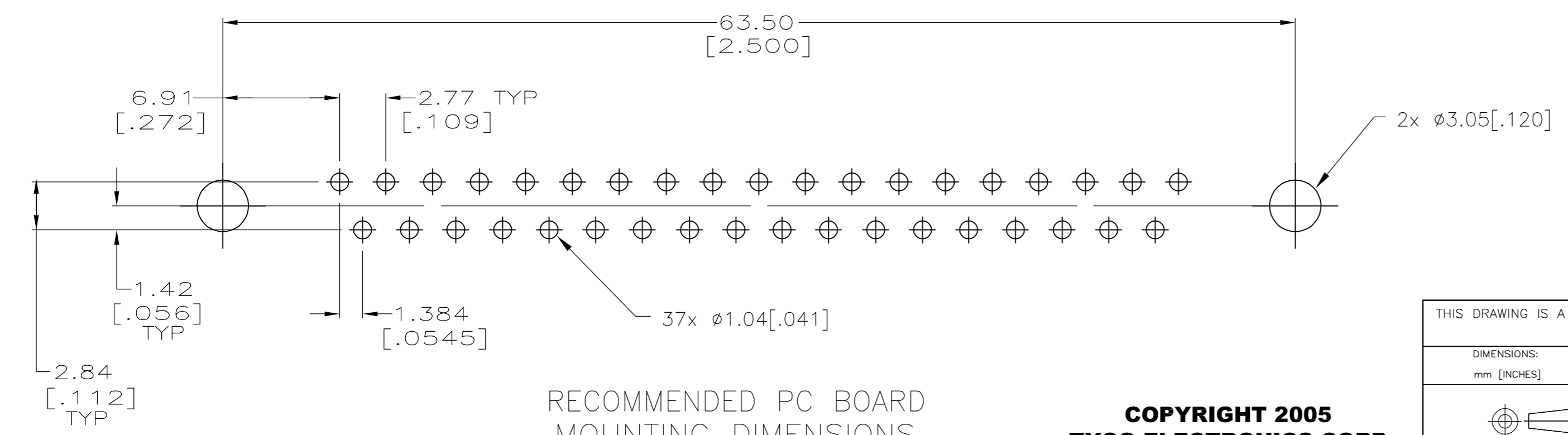
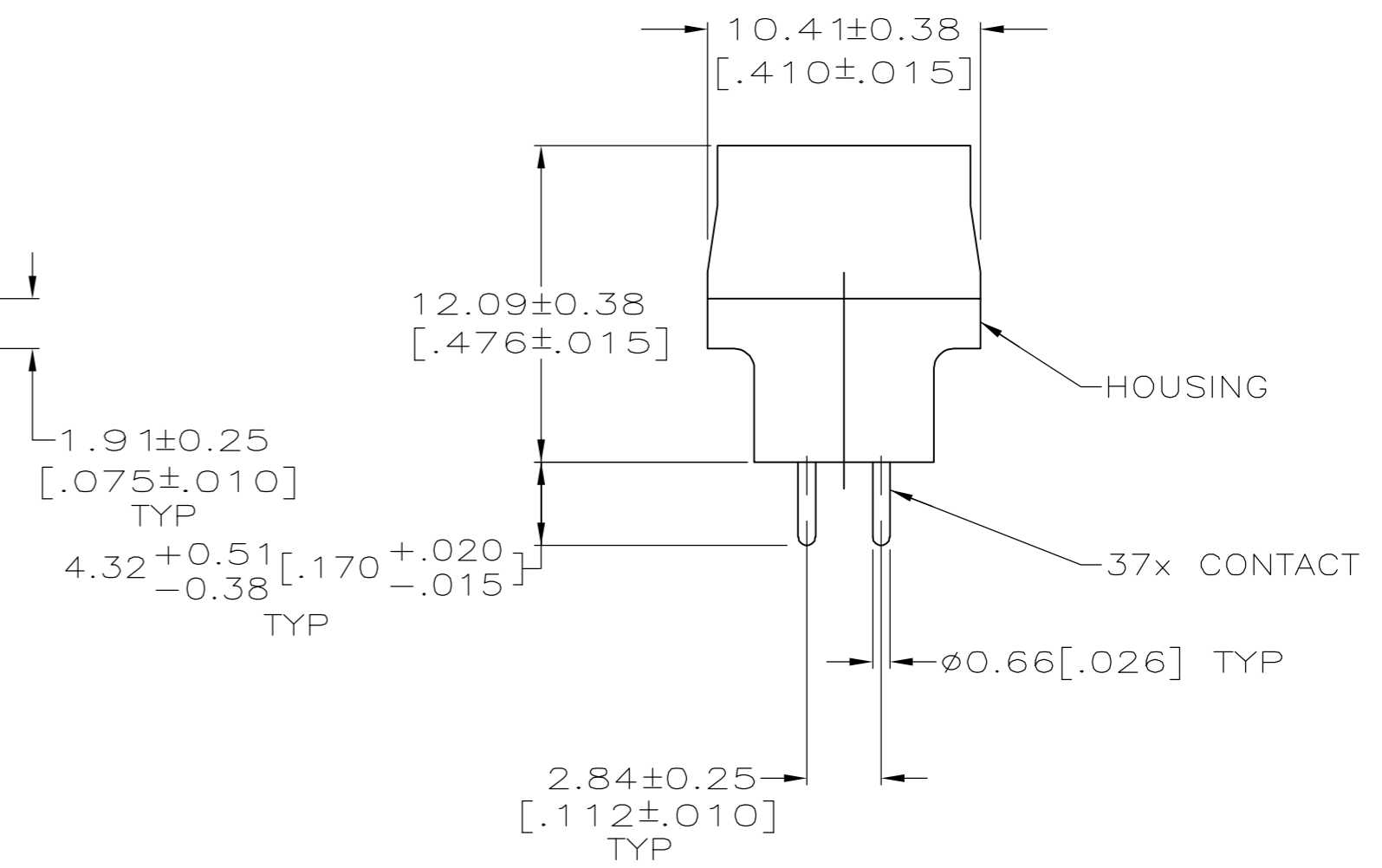
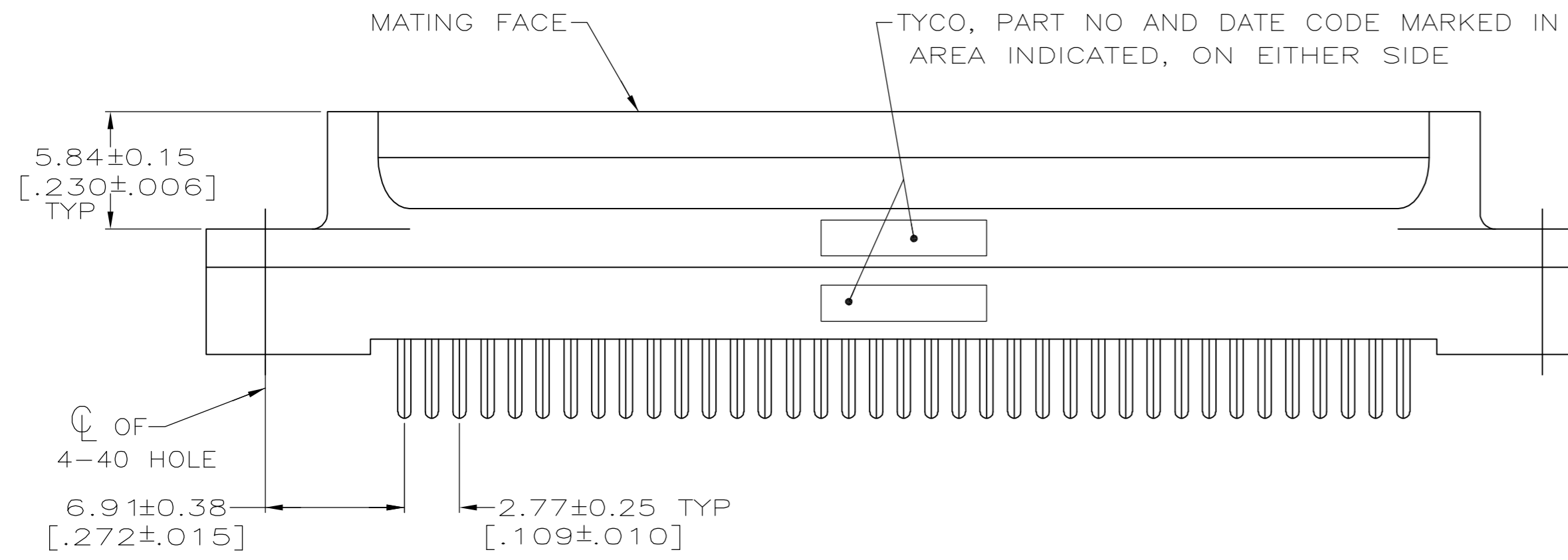


THIS DRAWING IS UNPUBLISHED. RELEASED FOR PUBLICATION  
 © COPYRIGHT BY TYCO ELECTRONICS CORPORATION. ALL RIGHTS RESERVED.

LOC	DIST	REVISIONS			
P	LTR	DESCRIPTION	DATE	DWN	APVD
GP	00				
	A	REVISED PER ECO-06-028339	18/DEC/06	ZMR	EDB



- ① HOUSING: BLACK POLYESTER, UL 94V-0 RATED; CONTACTS AND INSERTS: BRASS;
- ② CONTACTS: GOLD PLATED FOR A LENGTH OF 3.81 [.150] MIN FROM MATING END, 0.76µm [.000030] MIN GOLD IN MATED AREA, 2.54µm [.000100] MIN TIN ON OPPOSITE END, ALL OVER 1.27µm [.000050] MIN NICKEL.  
 -OR-  
 GOLD FLASH OVER PALLADIUM NICKEL PLATED FOR LENGTH OF 3.81 [.150] MIN FROM MATING END, 0.76µm [.000030] MIN PALLADIUM NICKEL IN MATED AREA, 2.54µm [.000100] MIN TIN ON OPPOSITE END, ALL OVER 1.27µm [.000050] MIN NICKEL.



RECOMMENDED PC BOARD MOUNTING DIMENSIONS

**COPYRIGHT 2005 TYCO ELECTRONICS CORP ALL RIGHTS RESERVED**

5745054-4  
PART NO

THIS DRAWING IS A CONTROLLED DOCUMENT.		DWN G.PETERS 13SEP05	Tyco Electronics Corporation Harrisburg, PA 17105-3608	NAME	
DIMENSIONS: mm [INCHES]		CHK S.BOLASH 13SEP05		PRODUCT SPEC	
TOLERANCES UNLESS OTHERWISE SPECIFIED:		APVD M.WALMSLEY 13SEP05		APPLICATION SPEC	
0 PLC ± -		108-40025		SIZE	
1 PLC ± -		-		CAGE CODE	
2 PLC ± 0.13 [.005]		-		DRAWING NO	
3 PLC ± -		-		RESTRICTED TO	
4 PLC ± -		-		SCALE	
ANGLES ± 2°		WEIGHT -		SHEET	
MATERIAL		CUSTOMER DRAWING		REV	
FINISH		A2 00779 C=5745054		A	

# Mouser Electronics

Authorized Distributor

Click to View Pricing, Inventory, Delivery & Lifecycle Information:

[TE Connectivity:](#)

[5745054-4](#)